



## Matt Stout

Loan Originator, Consumers Financial Mortgage  
NMLS# 248427  
2834 S Highland Dr Salt Lake City, UT 84106

Mobile: 801-599-5363

[greenteam@icansavemoney.com](mailto:greenteam@icansavemoney.com)

[View My Website](#)

## Good News For Housing and Mortgage Rates

Although last week saw a 7-year high in Existing Home Sales, **concerns about rates** and construction remained. With 2 major central bank announcements and New Home Sales data, the current week definitely could have added to the anxiety. Instead, it did just the opposite!

Let's start with rates. By the beginning of this week, they stood at the **highest** levels since the Brexit news in late June. Markets were clearly waiting to hear what the Fed and Bank of Japan had to say in their respective policy announcements on Wednesday and Thursday night.

The Fed was **expected** to talk up the economy, to some extent, given that the last jobs report was strong and that the fallout from Brexit has been less than catastrophic so far. Some even feared the Fed would take a page from its own playbook and use the verbiage in the current policy announcement to telegraph a rate hike at the next meeting (September in this case).

The Fed did, in fact, have nicer things to say about the economy, but they clearly **stopped short of telegraphing a September rate hike**. Although the Fed Funds Rate does not directly affect mortgage rates, if market consensus on the next hike is pushed further into the future (which was the effect of this week's announcement), most interest rates tend to fall. Mortgages are no exception.

The policy announcement from the Bank of Japan might seem like an odd thing for domestic investors to be too focused on, but major foreign central banks have had a huge hand in creating the current reality for financial markets. The Bank of Japan delivered a bit **less than expected** on Thursday night, thus putting slight upward pressure on rates. But it **wasn't** enough of a shock to deter bond buyers. Ultimately, rates moved back to 2-week lows by Friday afternoon.

In the bigger picture, not only does this keep the long term trend intact, but it really **calls into question the doomsday scenarios** in the financial news (interviews with analysts and strategists who say "the bottom is in" for rates). In order for these doomsday scenarios to be worthy of our attention, rates would need to be much higher than they are right now--somewhere in the "danger zone" as seen in the following chart.

## National Average Mortgage Rates



|  | Rate | Change | Points |
|--|------|--------|--------|
|--|------|--------|--------|

### Mortgage News Daily

|              |       |       |      |
|--------------|-------|-------|------|
| 30 Yr. Fixed | 7.09% | +0.07 | 0.00 |
| 15 Yr. Fixed | 6.56% | +0.03 | 0.00 |
| 30 Yr. FHA   | 6.62% | +0.07 | 0.00 |
| 30 Yr. Jumbo | 7.35% | +0.04 | 0.00 |
| 5/1 ARM      | 7.30% | +0.06 | 0.00 |

### Freddie Mac

|              |       |       |      |
|--------------|-------|-------|------|
| 30 Yr. Fixed | 7.02% | -0.42 | 0.00 |
| 15 Yr. Fixed | 6.28% | -0.48 | 0.00 |

Rates as of: 5/17

## Market Data

|                | Price / Yield | Change  |
|----------------|---------------|---------|
| MBS UMBS 6.0   | 100.40        | -0.15   |
| MBS GNMA 6.0   | 100.78        | +0.04   |
| 10 YR Treasury | 4.4223        | +0.0454 |
| 30 YR Treasury | 4.5610        | +0.0549 |

Pricing as of: 5/17 5:59PM EST

## Recent Housing Data

|                     |        | Value | Change  |
|---------------------|--------|-------|---------|
| Mortgage Apps       | May 15 | 198.1 | +0.51%  |
| Building Permits    | Mar    | 1.46M | -3.95%  |
| Housing Starts      | Mar    | 1.32M | -13.15% |
| New Home Sales      | Mar    | 693K  | +4.68%  |
| Pending Home Sales  | Feb    | 75.6  | +1.75%  |
| Existing Home Sales | Feb    | 3.97M | -0.75%  |
| Builder Confidence  | Mar    | 51    | +6.25%  |

10yr Treasury Yield

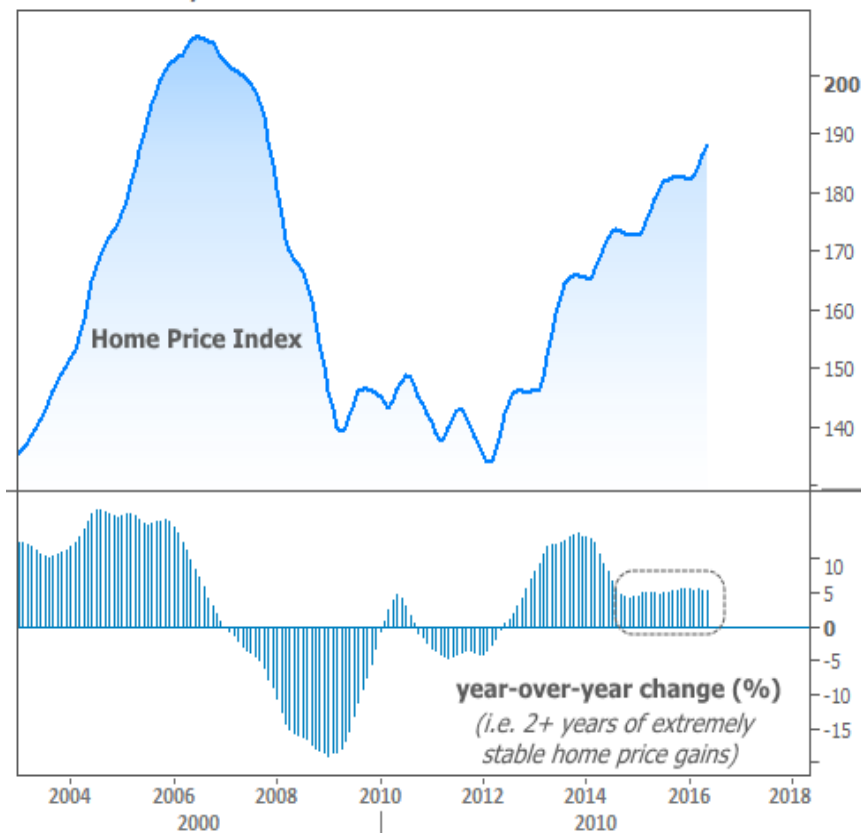


Not only are we not even close, it would be easier to argue an impending move to new all-time lows. To be clear, rates can always move higher. I'm merely saying that, based on the charts, the decades-long trend toward lower rates is **alive and well**. People have been forecasting its demise for years, but it's not time to freak out yet.

### Housing-Specific News

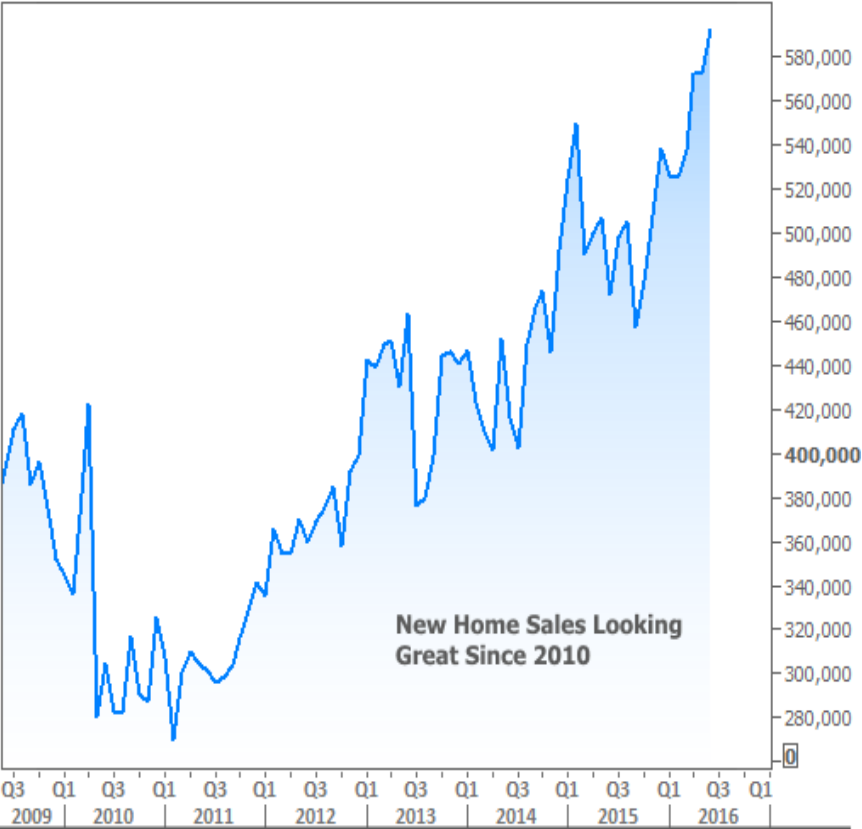
Rising home prices are also doing a great job of avoiding their demise. This week's [Case-Shiller](#) data showed a **slight deceleration** in the pace of gains, but not enough to change the trend of 5-6% year-over-year appreciation, which has been uncannily steady over the past 2 years.

Case Shiller 20-city Home Prices

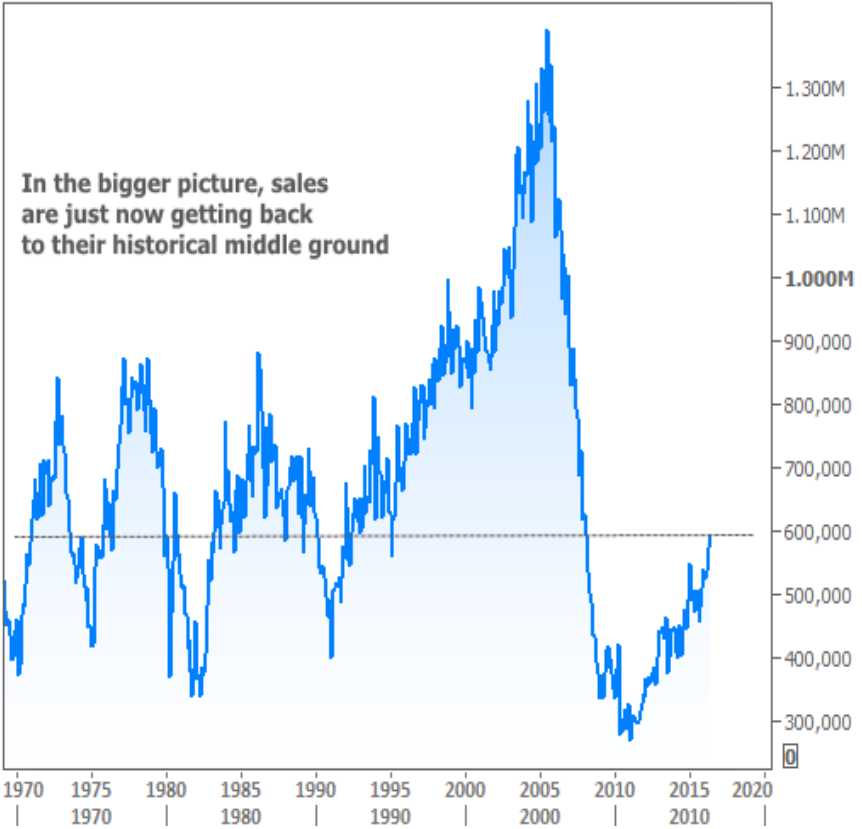


Rounding out the trio of good news, we had [New Home Sales](#) hit a **post-crisis high** this month, coming in a 592k homes versus a median forecast of 560k. Granted, this is a more volatile data series, but it helps offset some of the weakness seen in last week's construction numbers. This makes the past 5-6 years look stellar in terms of New Home Sales growth, but in the bigger picture, we're just now getting back to the middle of the pre-boom range.

New Home Sales



New Home Sales



Housing data wasn't all sunshine though. [Pending Home Sales](#) were **equivocal**, at best, missing their forecast despite rising slightly from the previous month.

Foreclosure starts were **surprisingly higher**, according to [data from Black Knight](#), bucking a general trend of improvement in terms of mortgage performance.

Finally, the [Census Bureau reported](#) that homeownership fell to a new **all-time low** of 62.9 percent in the 2nd quarter. The caveat here is that record-keeping is relatively new--having begun in 1995--compared to the amount of time Americans have been owning homes.

Next week brings a slew of important data, culminating in Friday's big jobs report. If the data is unified in its message, it could have an even bigger impact on the Fed rate hike outlook than this week's policy announcement. That means rates run the risk of bouncing in the event of strong data, and they stand a chance to move back to all-time lows of the data is weaker.

Subscribe to my newsletter online at: <http://mortgageratesupdate.com/mattstoutmortgagenavigator>

Recent Economic Data

| Date              | Event                            | Actual    | Forecast | Prior |
|-------------------|----------------------------------|-----------|----------|-------|
| Monday, Jul 25    |                                  |           |          |       |
| 1:00PM            | 2-Yr Note Auction (bl)           | 26        |          |       |
| Tuesday, Jul 26   |                                  |           |          |       |
| 9:00AM            | May CaseShiller 20 yy (%)        | +5.2      | 5.5      | 5.4   |
| 9:00AM            | May CaseShiller 20 mm SA (%)     | -0.1      | -0.1     | 0.5   |
| 10:00AM           | Jun New home sales-units mm (ml) | 0.592     | 0.560    | 0.551 |
| 10:00AM           | Jul Consumer confidence          | 97.3      | 95.9     | 98.0  |
| 1:00PM            | 5-Yr Note Auction (bl)           | 34        |          |       |
| Wednesday, Jul 27 |                                  |           |          |       |
| 7:00AM            | w/e Mortgage Market Index        | 545.8     |          | 614.3 |
| 8:30AM            | Jun Durable goods (%)            | -4.0      | -1.1     | -2.3  |
| 10:00AM           | Jun Pending homes index          | 111.0     |          | 110.8 |
| 2:00PM            | N/A FOMC rate decision (%)       | 0.25-0.50 | 0.375    | 0.375 |
| Thursday, Jul 28  |                                  |           |          |       |
| 8:30AM            | w/e Initial Jobless Claims (k)   | 266       | 265      | 253   |
| 1:00PM            | 7-Yr Note Auction (bl)           | 28        |          |       |
| Friday, Jul 29    |                                  |           |          |       |
| 8:30AM            | Q2 GDP Advance (%)               | +1.2      | 2.6      | 1.1   |
| 9:45AM            | Jul Chicago PMI                  | 55.8      | 54.0     | 56.8  |
| 10:00AM           | Jul U Mich Sentiment Final (ip)  | 90.0      | 90.5     | 89.5  |
| Monday, Aug 01    |                                  |           |          |       |
| 10:00AM           | Jun Construction spending (%)    | -0.6      | 0.5      | -0.8  |
| 10:00AM           | Jul ISM Manufacturing PMI        | 52.6      | 53.0     | 53.2  |
| Tuesday, Aug 02   |                                  |           |          |       |

Event Importance:

- No Stars = Insignificant
- ☆ Low
- ★ Moderate
- ★★ Important
- ★★★ Very Important

| Date              | Event                            | Actual | Forecast | Prior |
|-------------------|----------------------------------|--------|----------|-------|
| 8:30AM            | Jun PCE price index mm (%)       | +0.1   |          | 0.2   |
| 8:30AM            | Jun Consumption, adjusted mm (%) | +0.4   | 0.3      | 0.4   |
| Wednesday, Aug 03 |                                  |        |          |       |
| 7:00AM            | w/e Mortgage Market Index        | 526.8  |          | 545.8 |
| 8:15AM            | Jul ADP National Employment (k)  | 179.0  | 170      | 172   |
| 10:00AM           | Jul ISM N-Mfg PMI                | 55.5   | 56.0     | 56.5  |
| Thursday, Aug 04  |                                  |        |          |       |
| 10:00AM           | Jun Factory orders mm (%)        | -1.5   | -1.8     | -1.0  |
| Friday, Aug 05    |                                  |        |          |       |
| 8:30AM            | Jul Non-farm payrolls (k)        | +255   | 180      | 287   |
| 8:30AM            | Jul Unemployment rate mm (%)     | 4.9    | 4.8      | 4.9   |

## Getting a mortgage doesn't have to be painful!

I call myself a Mortgage Navigator because I feel it is my duty to give you the best information possible, not matter what! I love making homebuyers homeowners! I've been a mortgage broker for 29 years and compare options from multiple lenders, delivering 5 ⭐ rates & service. Combined with my goal based mortgage planning, my desire is to help people make the best mortgage decisions while making the process less annoying and more fun. Not sure where to start?.. give me a call at 800-340-5465 or visit [www.IcanSaveMortgage](http://www.IcanSaveMortgage) to find your best options today. Be sure to check out my YouTube channel link below for more helpful mortgage information.

**Matt Stout**

