US Housing Market Weekly



Troy Evans

President, Owner, Cinch Home Loans

11576 S State St #101A Draper, UT 84020

Office: 8019994417

Mobile: 801.792.2697

troy@cinchhomeloans.com

View My Website

The Fed Will Hike, But Rates Could Keep Falling

Last week, we discussed a surprising spike in market volatility. Fortunately, one of the volatile moves involved **interest rates dropping** to their lowest levels since September. This week has been quite different. The volatility is gone. Rates have bounced modestly and consolidated (i.e. moved in a narrower range).

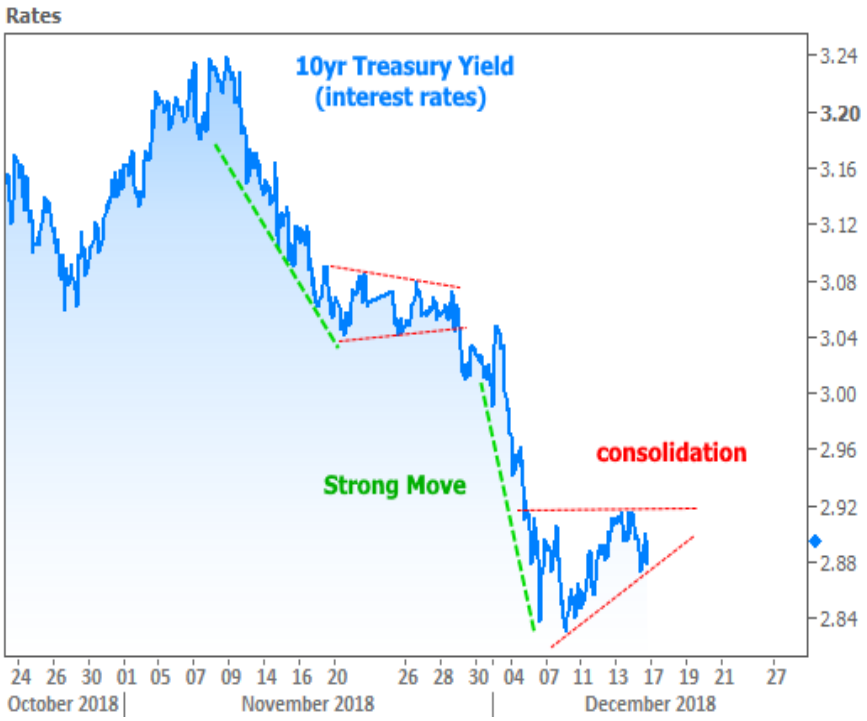

Consolidation is often seen just ahead of some big flashpoint. While there are a few potential market movers in play right now, the **biggest** potential flashpoint would be next week's policy announcement from the Fed. Not only is it likely to inform the direction of the next "strong move," but it may well cast a vote on rates being able to break below this longer-term floor.

National Average Mortgage Rates



Mortgage News Daily	Rate	Change	Points
30YR Fixed	7.33%	-0.12	0.00
15YR Fixed	6.89%	-0.10	0.00
30YR FHA	6.95%	-0.10	0.00
30YR Jumbo	7.44%	-0.06	0.00
7/6 SOFR	6.81%	-0.19	0.00
30YR VA	6.97%	-0.10	0.00

Rates as of: 11/20

MBS and Treasury

	Price / Yield	Change
MBS UMBS 6.0	99.51	+0.41
10 YR Treasury	4.9403	-0.1033
30 YR Treasury	5.3324	-0.0738

Pricing as of: 11/20 5:59PM EST

Recent Housing Data

		Value	Change
Mortgage Apps	Nov 11	199.8	-2.35%
Building Permits	Oct	1.3M	-7.5%
Housing Starts	Oct	1.31M	+7.21%
New Home Sales	Sep	676K	-1.17%
Pending Home Sales	Oct	63	-4.69%
Existing Home Sales	Oct	3.99M	+0.25%
Builder Confidence	Nov	25	-13.79%

© 2026 MBS Live, LLC. - This newsletter is a service of MarketNewsletters.com.

The interest rates provided in this newsletter are national averages from independent data sources. Rate/APR terms may differ from those listed above based on the creditworthiness of the borrower. All information provided "as is" for informational purposes only, not intended for trading purposes or financial advice.

Read or subscribe to my newsletter online at: http://mortgageratesupdate.com/troyevans



If we're talking about the Fed being the deciding factor in rate momentum, and if we know that the Fed is in charge of hiking or cutting interest rates, you'd be well within your rights to assume that a Fed rate hike is tantamount to a vote for another **"floor bounce"** as seen in the chart above. But that's **not exactly** how it works.

In fact, the Fed could **hike** next week and rates could keep on **falling**. That seems confusing at first glance, but consider that there are many different types of interest rates (fixed, variable, long-term, short-term, etc). The Fed Funds Rate (the thing the Fed hikes or cuts) is the **shortest-term** rate (it only applies to the money big banks need to borrow from each other to meet overnight obligations).

Apart from Home-Equity Lines of Credit (HELOCs), a Fed rate hike has no immediate implication for mortgages or other long-term rates. Mortgages are driven by mortgage-backed-securities (MBS) which have much more in common with longer-term rates like 10yr Treasury Yields. Longer-term rates do their best to move **in advance** of Fed rate hikes/cuts.

In other words, the Fed can **hike** "rates" (meaning their own Fed Funds Rate) and "other rates" (like mortgages and 10yr Treasury yields) could actually move **lower**. This is exactly what tends to happen near the end of an economic cycle, and many market watchers agree we're getting close.

The following series of charts shows how longer-term rates often behave as the Fed gets closer to pausing its rate hike cycle. In all cases, 10yr Treasury yields are used as a benchmark for longer-term rates (blue line). The orange line is the actual Fed Funds Rate.

© 2026 MBS Live, LLC. - This newsletter is a service of MarketNewsletters.com.

The interest rates provided in this newsletter are national averages from independent data sources. Rate/APR terms may differ from those listed above based on the creditworthiness of the borrower. All information provided "as is" for informational purposes only, not intended for trading purposes or financial advice.

Read or subscribe to my newsletter online at: http://mortgageratesupdate.com/troyevans

Fed Hikes Versus Long-Term Rates

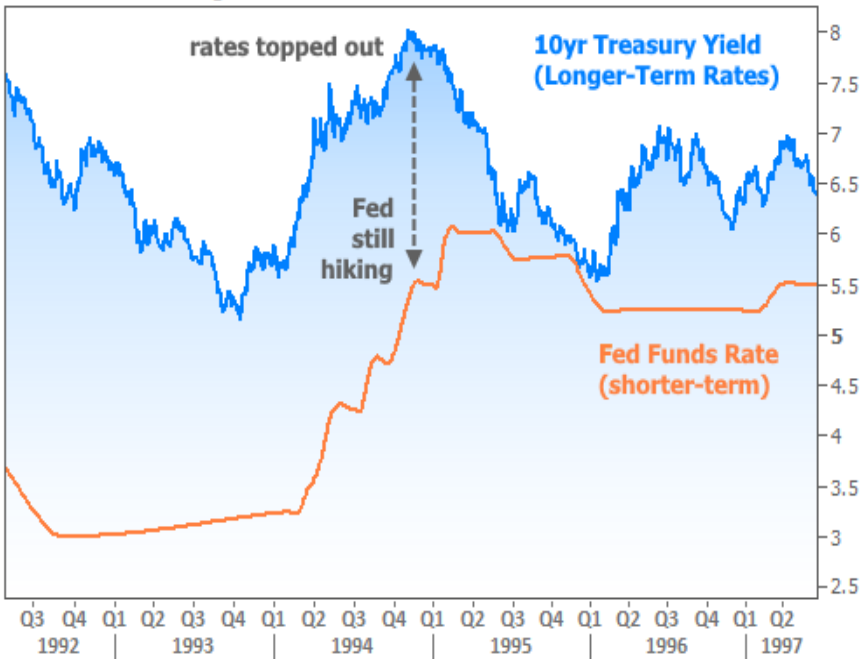

Fed Hikes Versus Long-Term Rates

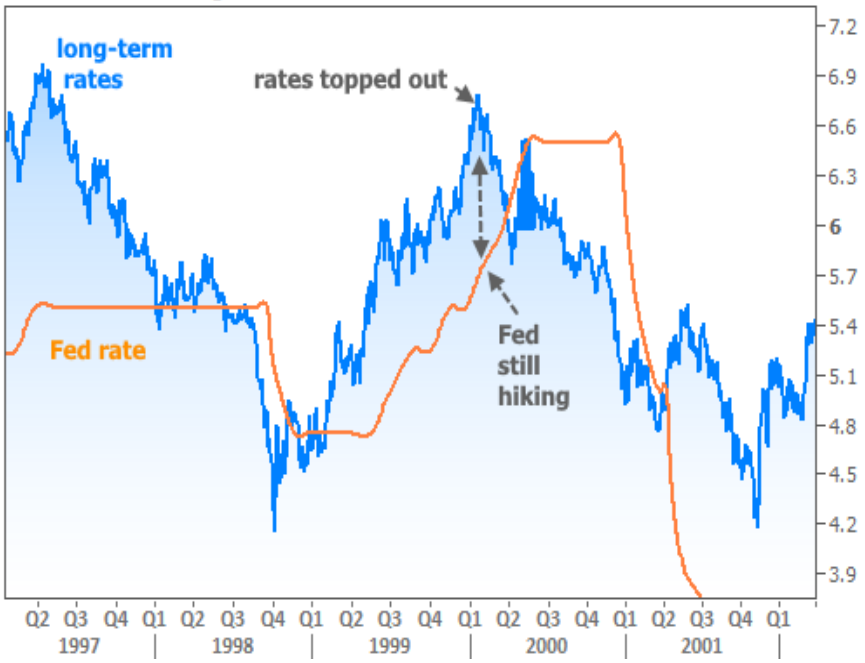

© 2026 MBS Live, LLC. - This newsletter is a service of MarketNewsletters.com.

The interest rates provided in this newsletter are national averages from independent data sources. Rate/APR terms may differ from those listed above based on the creditworthiness of the borrower. All information provided "as is" for informational purposes only, not intended for trading purposes or financial advice.

Read or subscribe to my newsletter online at: http://mortgageratesupdate.com/troyevans

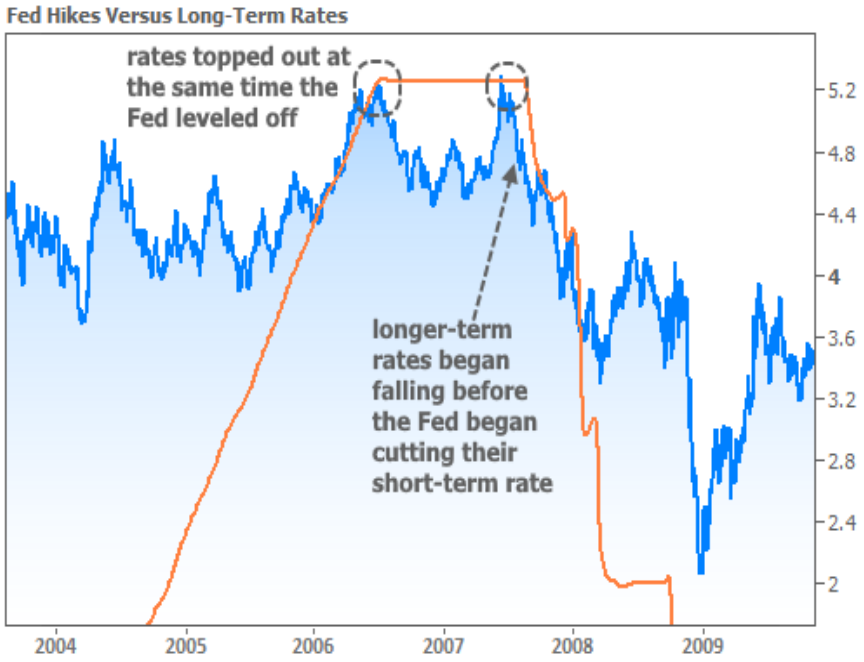

As you can see in the 3rd case, the Fed had already leveled off BEFORE longer-term rates officially began to fall. Even then, we could still say that longer-term rates began to **fall** before the Fed began to **CUT** rates. This is virtually always the case, and will almost certainly be the case in the current cycle.

All of the above **begs the question:** if we know the Fed is going to hike, and if we know that doesn't necessarily mean longer-term rates have to move higher, **why is next week's Fed announcement a big flash point?**

This is an excellent question. Indeed, a garden variety Fed announcement--even one that results in a rate hike--**hasn't** been much to write home about recently. This one is different for the same reason that rate volatility has increased recently. Specifically, the tone from Fed speakers changed markedly in late November and early Dec. This was most apparent in a late Nov speech from Fed Chair Powell in which he said rates were getting close to Neutral (in other words, the end of the Fed's rate hike cycle is in sight).

Keep in mind that the Fed's rate hike cycle isn't based on random decision making among a bunch of stuffy old bankers. They actually have to pay attention to underlying economic realities when it comes to setting policies that promote or dissuade growth.

More simply put, the Fed is **beholden to the writing on the wall.** If economic indicators begin to shift, Fed policy will have to follow. While the Fed doesn't set policy according to the stock market, stocks nonetheless act as one of those indicators. The following chart shows that rates reliably fall when stocks undergo a large-scale shift (2015's example was much less pronounced due to the distortions caused by the Fed's unprecedented asset purchase program, which helped both stocks and bonds).

© 2026 MBS Live, LLC. - This newsletter is a service of MarketNewsletters.com.

The interest rates provided in this newsletter are national averages from independent data sources. Rate/APR terms may differ from those listed above based on the creditworthiness of the borrower. All information provided "as is" for informational purposes only, not intended for trading purposes or financial advice.

Read or subscribe to my newsletter online at: http://mortgageratesupdate.com/troyevans

US Housing Market Weekly

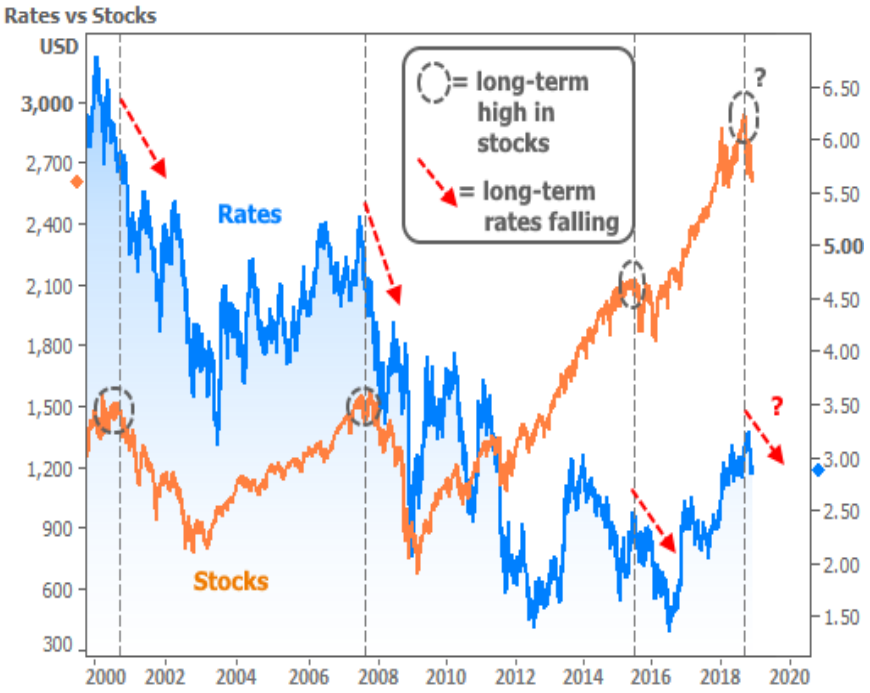

Bottom line, markets suspect the Fed--either through the text of their policy announcement, the press conference with Powell, or the quarterly update of their rate hike forecasts--may confirm **just how serious they are** about slowing the pace of rate hikes or doing something else to acknowledge potential shifts in economic realities.

In addition to the Fed, we'll also get updated reports on **several housing market benchmarks** (new construction, builder sentiment, and existing home sales). Much of that data collection happened BEFORE the nice drop in rates, so any resilience in the housing data would be doubly reassuring (because the lower rates that followed would only help).

Subscribe to my newsletter online at: http://mortgageratesupdate.com/troyevans

© 2026 MBS Live, LLC. - This newsletter is a service of MarketNewsletters.com.

The interest rates provided in this newsletter are national averages from independent data sources. Rate/APR terms may differ from those listed above based on the creditworthiness of the borrower. All information provided "as is" for informational purposes only, not intended for trading purposes or financial advice.

Read or subscribe to my newsletter online at: http://mortgageratesupdate.com/troyevans