

THE FEDERAL SAVINGS BANK



Co. NMLS# 411500



Ted Rood

Mortgage Banker, Homesite Mortgage LLC

NMLS #543290

2299 Technology Drive, Suite 2A5 O Fallon, Missouri

Office: 3147400004

Mobile: 314-740-0004

ted_rood@yahoo.com

At 6-Month Highs, Rates Sort Fact From Fiction

Bond traders (the people who drive day-to-day changes in interest rates) have a lot of information to digest when deciding what's important enough to trade. All too often, **fiction gets credit** for pushing rates higher or lower, but the facts typically aren't far behind. This week provided several examples.

On Wednesday morning, the first viral news story for markets suggested that **China** would be decreasing its holdings of US Treasuries. Taken at face value, that would be a big deal because China holds over a trillion Dollars of Treasury debt. If that amount began to shrink too much, it would push interest rates **higher** in the US.

Fortunately, there were structural reasons to question the article. These have to do with the nature of foreign currency reserve holdings among major trading partners as well as the way China controls its currency valuation--esoteric stuff that savvy traders fully understand. Nonetheless, financial media gave the article credit for pushing rates higher on Wednesday.

Chinese officials subsequently commented on the news, essentially calling it "fake." At that point, one might assume rates would bounce back to lower levels, but they didn't. Again, savvy traders never saw this as a market mover. Rates were moving higher for other reasons earlier in the week and the China story rode the coattails of more relevant news.

One day before the China news, and somewhere **between relevance and red herrings** was a legitimate story about Japan buying fewer bonds during a scheduled purchase this week. It was compelling because there were big numbers involved (10 trillion Yen in this case), but here too, the news wasn't as scary as it seemed at first glance.

10 trillion Yen is roughly \$88 million in US Dollars. That's couch cushion money when it comes to bond buying among the world's largest central banks. Moreover, the amount was well within the boundaries previously laid out by Japan's central bank.

That's not to say it didn't matter. Investors were rightfully concerned that the reduction could mark the beginning of a trend. That's why we can give it **some** credit for pushing rates higher, but it's not the star of this week's show. For proof, simply look at relative movements between 10yr yields in the US and Japan.

National Average Mortgage Rates



	Rate	Change	Points
--	------	--------	--------

Mortgage News Daily

30 Yr. Fixed	6.43%	+0.02	0.00
15 Yr. Fixed	5.95%	0.00	0.00
30 Yr. FHA	5.82%	+0.02	0.00
30 Yr. Jumbo	6.62%	0.00	0.00
5/1 ARM	6.28%	-0.01	0.00

Freddie Mac

30 Yr. Fixed	6.35%	-0.51	0.00
15 Yr. Fixed	5.51%	-0.65	0.00

Rates as of: 8/30

Market Data

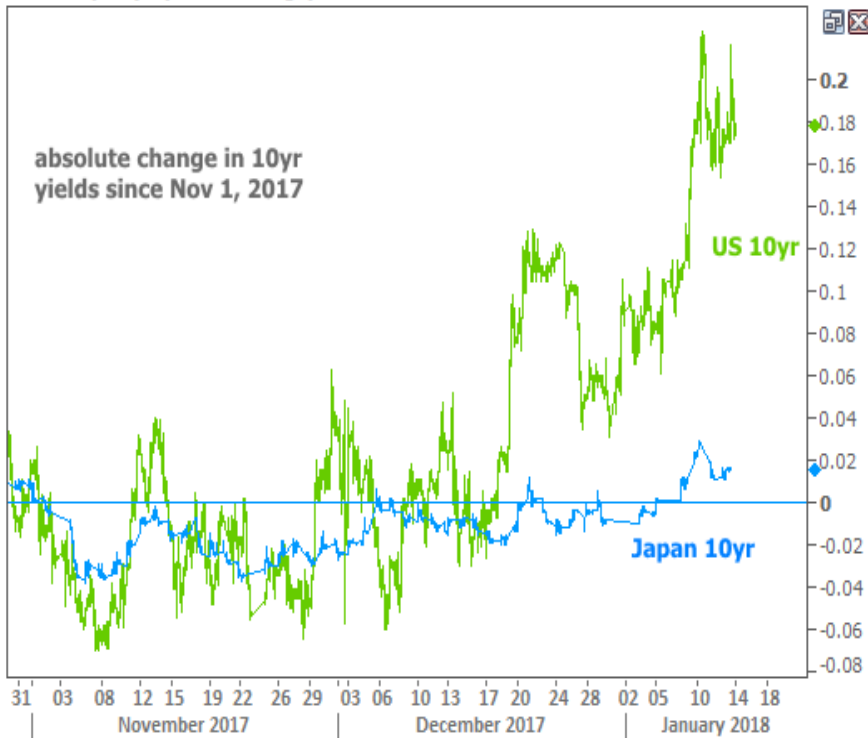
	Price / Yield	Change
MBS UMBS 5.0	99.37	+0.02
MBS GNMA 5.0	99.93	+0.02
10 YR Treasury	3.9068	+0.0029
30 YR Treasury	4.1960	+0.0028

Pricing as of: 9/1 7:34PM EST

Recent Housing Data

		Value	Change
Mortgage Apps	Aug 28	226.9	+0.49%
Building Permits	Mar	1.46M	-3.95%
Housing Starts	Mar	1.32M	-13.15%
New Home Sales	Mar	693K	+4.68%
Pending Home Sales	Feb	75.6	+1.75%
Existing Home Sales	Feb	3.97M	-0.75%
Builder Confidence	Mar	51	+6.25%

US vs Japan (10yr Yield Change)



So what are rates so worried about if not for Japan and China?

1. General "new year" momentum
2. Supply
3. Inflation

"New Year momentum" refers to the first major glut of trading activity typically seen in a new year. This usually manifests itself during the **2nd week of January**. In cases where the preceding weeks or months have been sideways or narrow in terms of rate ranges, the implication is for the new year momentum to push rates clearly higher or lower. That's true of 2018 so far, but "supply" and inflation could be tipping the scales.

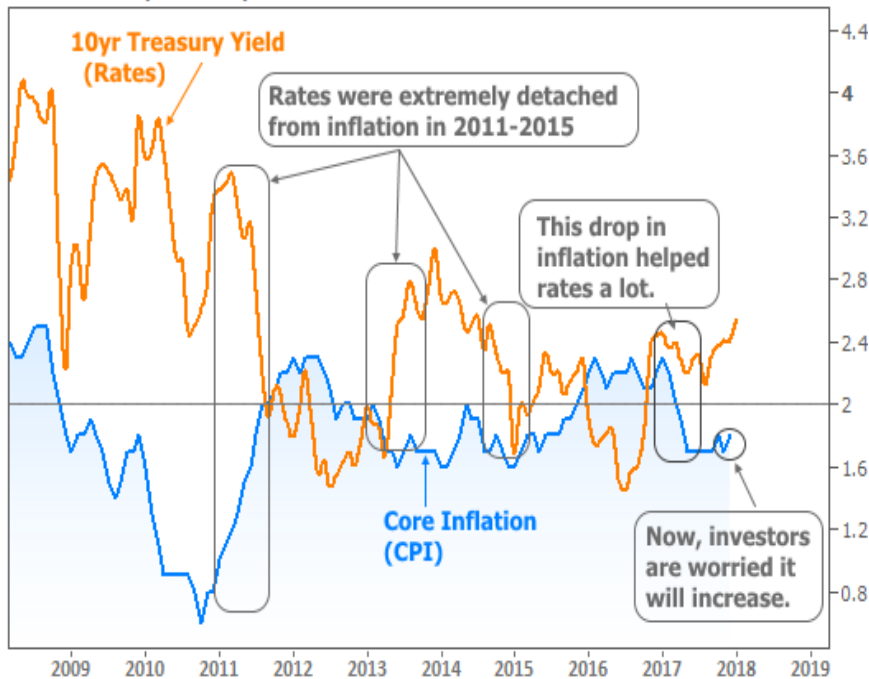
"Supply" refers to **new debt** that investors need to buy. This can be corporate debt at times, but it always includes US Treasury debt. This week played host to the year's first major auctions of longer-term Treasury debt. It's not uncommon for bond traders to shy away from buying bonds ahead of such auctions. Lower buying demand = higher rates. These supply jitters definitely played a role in this week's early rate spike.

Inflation is a well-known concept, but it's had a **checkered past** since 2011 when it comes to interest rates. For most of modern economic history, higher inflation meant higher rates... period. That correlation broke down in grand fashion after the Financial Crisis, but just in the past year, it's making a comeback.

Investors figured the new administration (with a GOP majority) would be able to pass legislation (like the tax bill) that resulted in increased government spending, thus putting upward pressure on inflation. Market participants were indeed **ready to send rates higher** at the first sign of inflation. In fact, much of the late 2016 rate spike had to do with **ANTICIPATION** for inflationary policies. At that time, core inflation had been in a holding pattern for the whole year.

The holding pattern continued for several more months before inflation finally budged. Interestingly enough, it moved noticeably **LOWER**. Not only that, but it remained lower for 5 puzzling months. This helped rates move lower during a year where they were widely expected to increase.

Inflation Vs 10yr Treasury Yield

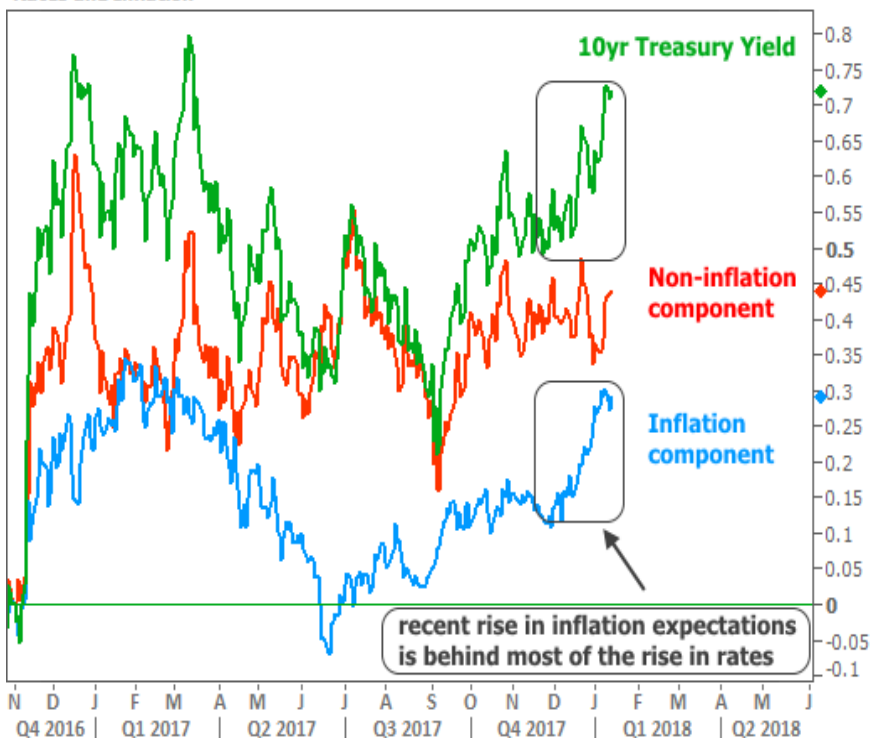


Core inflation readings finally started to pick up at the end of 2017. Although the uptick was very small, it coincided with the passage of the tax bill as well as higher oil prices. The result was a concerted push toward higher rates that was **exclusively** driven by inflation.

How can we be so sure?

Simple! The US Treasury offers "inflation-protected securities" (aka TIPS) that act as an inflation-free government bond. By subtracting the TIPS yield from the regular old 10yr yield, we're left with the financial market's inflation premium. In other words, we can see the inflation and non-inflation related components of interest rates. Here's how they look:

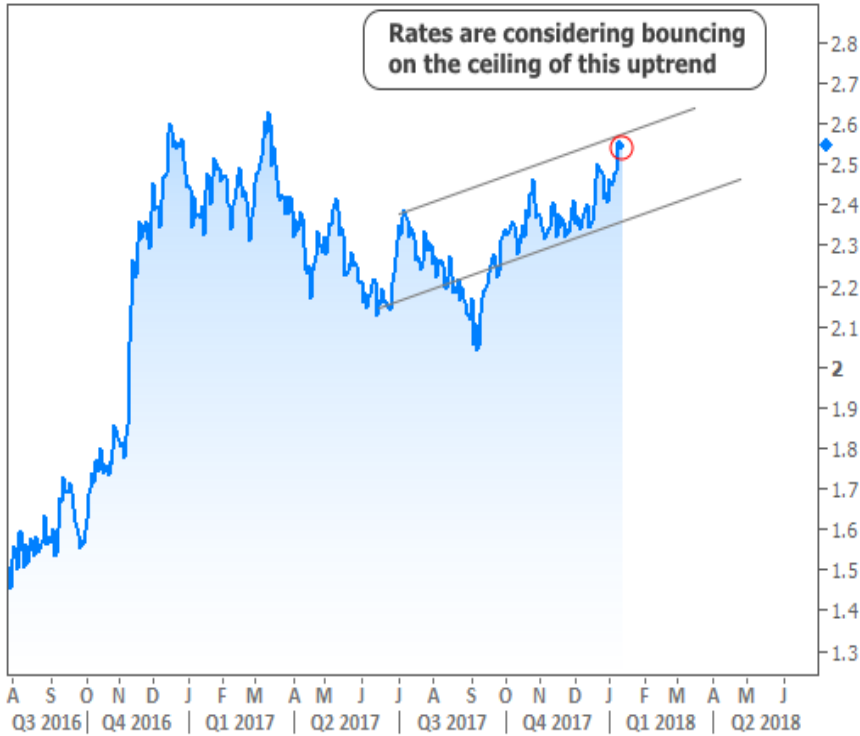
Rates and Inflation



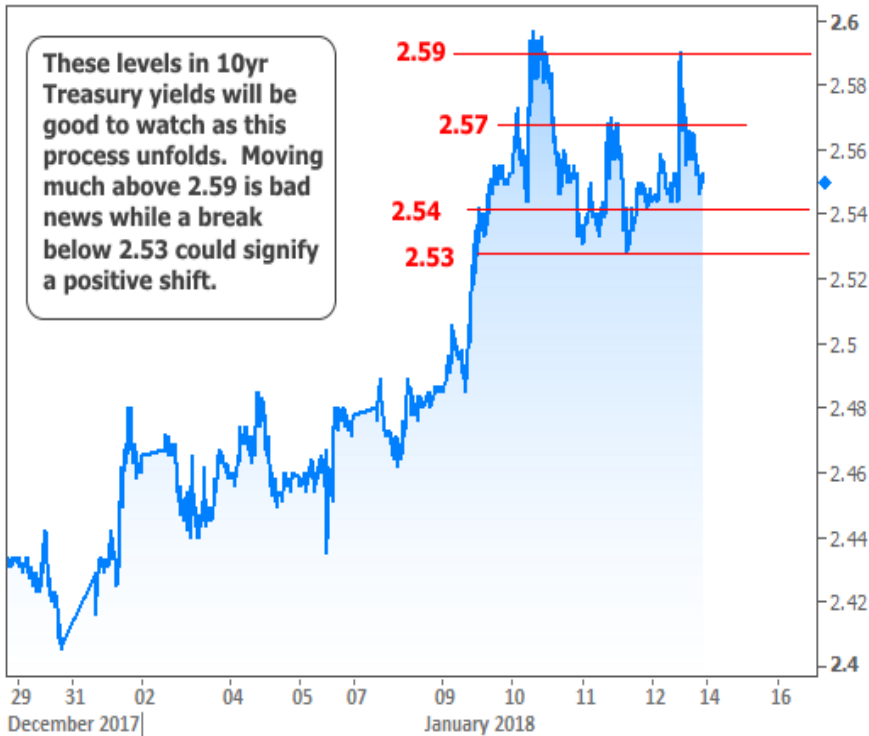
All this to say that inflation matters right now. Bond markets were anxious about Friday's release of official inflation numbers. The **anxiety was justified** when core inflation once again lifted off its recent floor, moving up to 1.8% from 1.7% previously.

Rates spiked in response, but managed to find a ceiling before breaking above recent highs. Some traders are hoping these ceilings will serve to help calm the recent rise in rates. Even if the broader uptrend remains intact, simply moving to the lower boundary of that trend (seen in the top of the following chart) would make a positive difference for prospective mortgage borrowers in the coming weeks.

US 10yr Treasury Yield



US 10yr Yield



Subscribe to my newsletter online at: <http://mortgageratesupdate.com/tedrood>

Recent Economic Data

Event Importance:

No Stars = Insignificant

☆ Low

Date	Event	Actual	Forecast	Prior
Tuesday, Jan 09				
1:00PM	3-Yr Note Auction (bl)	24		
Wednesday, Jan 10				
7:00AM	w/e Mortgage Refinance Index			1135.7
7:00AM	w/e MBA Purchase Index	242.7		236.9
8:30AM	Dec Import prices mm (%)	0.1	0.5	0.7
8:30AM	Dec Export prices mm (%)			0.5
1:00PM	10-yr Note Auction (bl)	20		
Thursday, Jan 11				
8:30AM	w/e Jobless Claims (k)	261	252	250
8:30AM	Dec Producer Prices (%)	-0.1	0.2	0.4
8:30AM	Dec Core Producer Prices YY (%)	2.3	2.5	2.4
1:00PM	30-Yr Bond Auction (bl)	12		
Friday, Jan 12				
8:30AM	Dec Retail Sales (%)	0.4	0.4	0.8
8:30AM	Dec CPI mm, sa (%)	0.1	0.2	0.4
8:30AM	Dec Core CPI Year/Year (%)	1.8	1.7	1.7
10:00AM	Nov Business Inventories (%)	0.4	0.3	-0.1
Monday, Jan 15				
12:00AM	Martin Luther King Day			
Wednesday, Jan 17				
9:15AM	Dec Industrial Production (%)	0.9	0.4	0.2
9:15AM	Dec Capacity Utilization (%)	77.9	77.3	77.1
10:00AM	Jan NAHB housing market indx	72	72	74
Thursday, Jan 18				
8:30AM	Dec Build permits: change mm (%)	-0.1		-1.0
8:30AM	Dec House starts mm: change (%)	-8.2		3.3
8:30AM	w/e Jobless Claims (k)	220	240	261
Friday, Jan 19				
10:00AM	Jan 5yr Inflation Outlook (%)	2.5		2.4
10:00AM	Jan 1yr Inflation Outlook (%)	2.8		2.7
10:00AM	Jan Consumer Sentiment	94.4	97.0	95.9

- ★ Moderate
- ★★ Important
- ★★★ Very Important

Responsive service, experienced expertise

I've dedicated my 22 year mortgage career to client education, superior service, and honest answers. The lending landscape has changed dramatically the past few years, and continues to do so. My job is to ensure client partners' loans close quickly, without surprises, and I take that responsibility very seriously. Referrals are a responsibility I appreciate; they're a measure of trust, and that trust must be earned every day, on every referral.

Ted Rood 