



Jeff Statz

Sr. Loan Officer, Statz Team

NMLS #36442

6226 Jeffers Drive Madison, WI 53719

Office: 608-572-7811

Mobile: 608-301-5112

Fax: 888-466-4068

jeff@statz.us

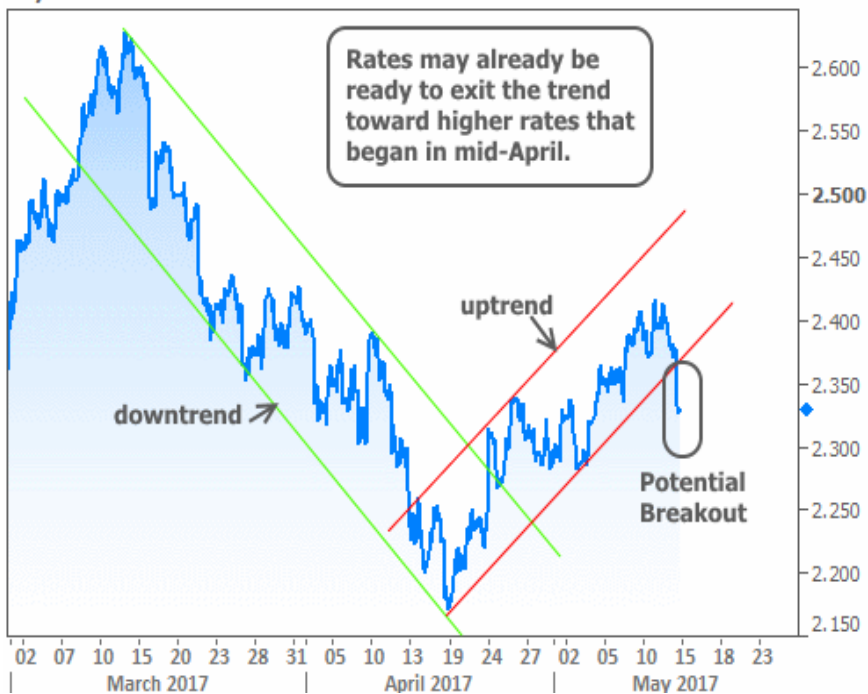
[View My Website](#)

Rates Quickly Reconnecting With Old Flames

When it comes to interest rates, there are only a few quintessential sources of inspiration: the economy and the Fed. After entertaining a cadre of new suitors (like geopolitical risks and fiscal policy missteps), rates **finally** seem ready to **reconnect** with those familiar old flames. This week, that turned out to be a good thing.

Although rates had done a nice job of moving lower between mid-March and mid-April, they'd been trending progressively higher since then. These trends can be seen in the following chart. As of Friday this week, rates made their **first attempt** to break below the recently troublesome uptrend.

10yr Yields



Unlike late-March and early-April, rates **didn't** find much benefit from various geopolitical and fiscal headlines. In other words, threats of nuclear war with North Korea and congressional infighting didn't create this breakout. In fact, rates were generally **still** moving higher for most of the week.

National Average Mortgage Rates



	Rate	Change	Points
--	------	--------	--------

Mortgage News Daily

30 Yr. Fixed	6.86%	-0.05	0.00
15 Yr. Fixed	6.31%	-0.02	0.00
30 Yr. FHA	6.32%	-0.06	0.00
30 Yr. Jumbo	7.04%	-0.03	0.00
5/1 ARM	6.53%	-0.02	0.00

Freddie Mac

30 Yr. Fixed	6.78%	-0.08	0.00
15 Yr. Fixed	6.07%	-0.09	0.00

Rates as of: 7/26

Market Data

	Price / Yield	Change
MBS UMBS 5.5	99.68	+0.27
MBS GNMA 5.5	99.98	+0.13
10 YR Treasury	4.1958	-0.0474
30 YR Treasury	4.4523	-0.0305

Pricing as of: 7/26 5:59PM EST

Recent Housing Data

	Value	Change
Mortgage Apps	Jul 10 206.1	-0.19%
Building Permits	Mar 1.46M	-3.95%
Housing Starts	Mar 1.32M	-13.15%
New Home Sales	Mar 693K	+4.68%
Pending Home Sales	Feb 75.6	+1.75%
Existing Home Sales	Feb 3.97M	-0.75%
Builder Confidence	Mar 51	+6.25%

Part of the problem was "supply." Like anything that can be bought or sold in financial markets, there is a certain amount of supply and demand for bonds. When the supply of bonds rises relative to demand, bond prices fall and interest rates move higher.

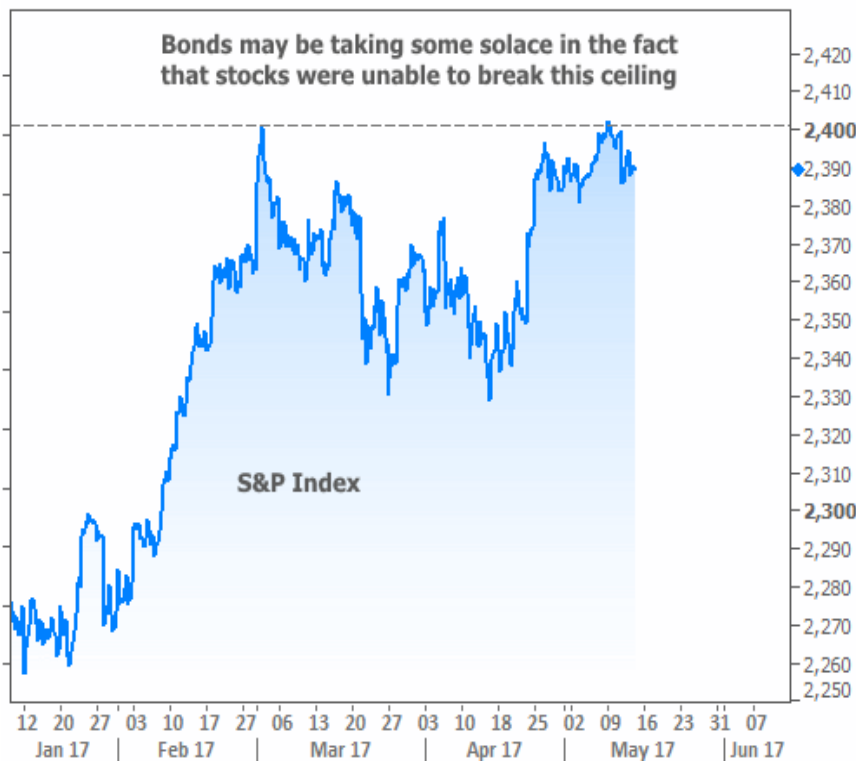
There was **scheduled** supply for bond traders to cope with this week in the form of US Treasury auctions. This isn't a big deal because the timing and amounts of the auctions are well-understood. But this week also brought a hefty amount of **corporate** bond supply. Corporate bonds present more of a curveball for traders. The timing and amounts tend to vary from expectations and sometimes a few corporate bond offerings are completely unexpected.

While it's normal for corporate bond supply to ramp up during earnings season, if it combines with Treasury supply (especially when rates are already in the process of trending higher), it puts extra pressure on investors seeking to buy bonds. Buyers **aren't as willing** to go out on limbs chasing higher prices. Thus prices fall and rates continue higher.

That's **exactly what happened** to bonds during the beginning of the week. By Thursday afternoon, the biggest wave of supply was over. Rates leveled off and investors waited for the good, old-fashioned economic data due out on Friday morning to provide some guidance.

Friday's data included Retail Sales and the Consumer Price Index. Investors were already starting to get nervous about weakness in the Retail sector and this week's report didn't help. Sales rose at 0.4 percent versus a median forecast of 0.6 percent. While that's not a terrible reading, it's not moving in the right direction.

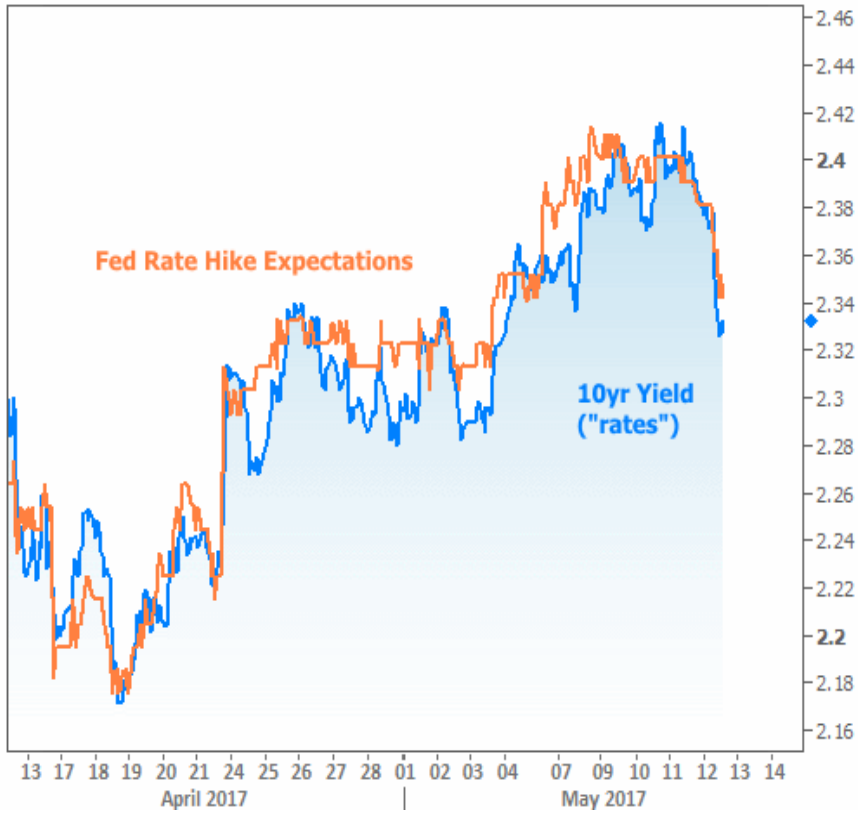
At the very least, slower sales growth fails to support an ongoing surge in stocks. The **timing was important**, because it helped reinforce a ceiling over stock prices. A recent chart makes this week look like a failed attempt to break that ceiling. If money may soon be flowing out of the stock market, bonds would be there to soak some of it up (thus helping bond prices move higher and rates move lower).



If Retail Sales didn't do the trick, the **Consumer Price Index** was there to finish the job. Combined with Thursday morning's weak inflation reading at the Producer level, Friday morning's Consumer inflation metric didn't make a strong contrary case. Year-over-year core consumer inflation backtracked to 1.9 percent from last month's 2.0 reading.

Given that much of the recent dialog from the Fed has addressed risks of **overshooting** on the inflation target, the backwards movement was an **important gut-check** this week. This is easily seen in a chart of Fed Funds Futures (expectations for a rate hike in June) versus 10yr Treasury Yields (the benchmark for longer-term rates like mortgages).

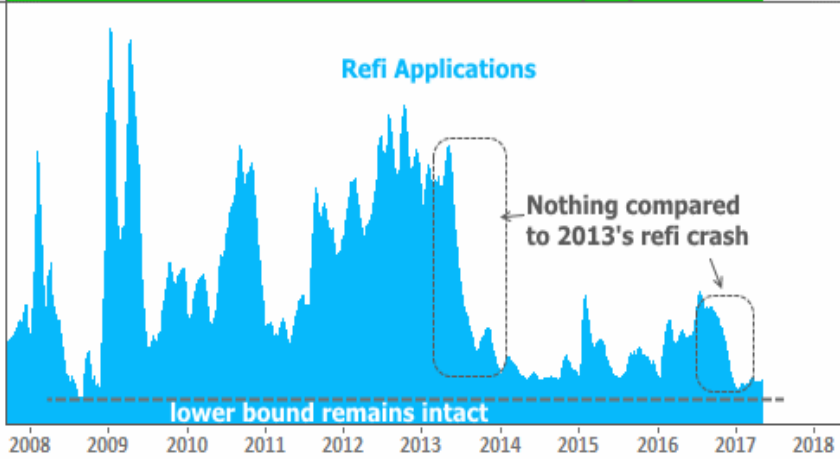
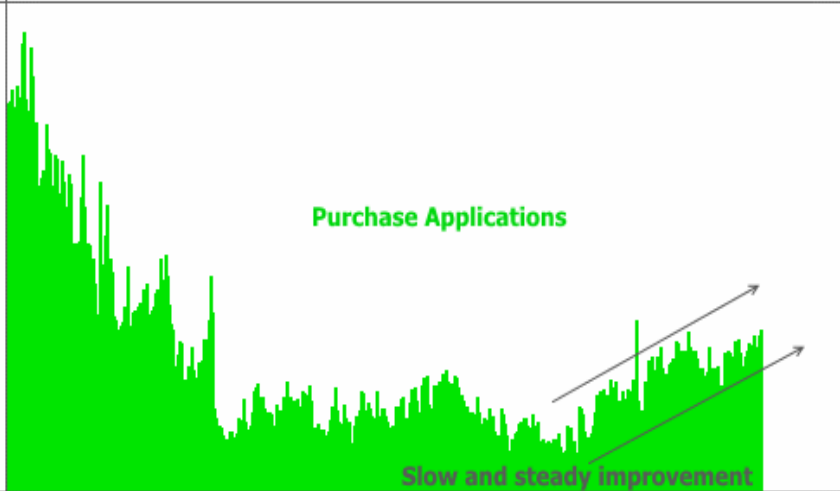
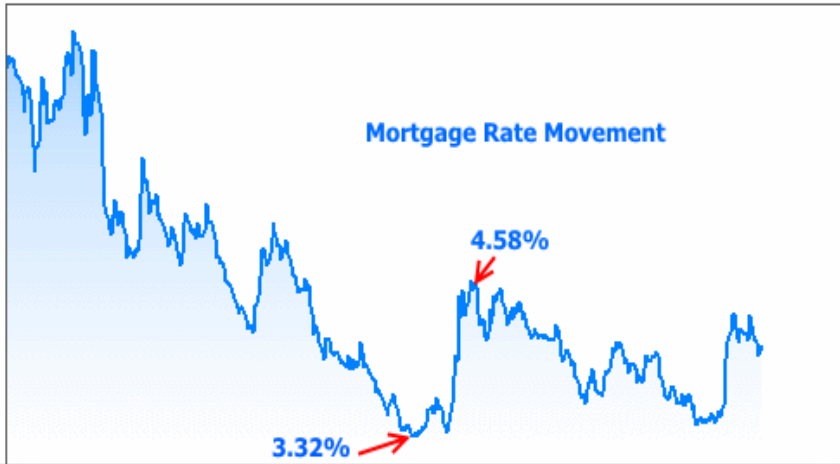
Fed Hike Expectations vs Rates



The chart above is **brutally simple**. Not only have Fed hike expectations been a factor this week, but they've been constantly on the mind of bond traders since rates bottomed out in mid-April. Incidentally, there was indeed less connection before then as geopolitics and fiscal policy had more of the spotlight.

In percentage terms, a June rate hike is **still highly likely** (over 80%), but as that probability shifts in the coming month, rates should continue to pay close attention. That means that all of the incoming economic data that speaks to growth and inflation stands a **better** chance than it did in April to have an impact on day to day rate movements. If the data continues to allude to contraction, rates can carve out a new trend lower. While that's far from guaranteed, the fact that it's even a possibility is welcome news in a year where many experts predicted rampantly higher mortgage rates.

Refreshingly, our predictions for mortgage application activity to weather the storm of late 2016's rising rates continue to look good. Whereas some big name economic teams like that of Freddie Mac predicted that origination activity would be **"crushed"** in 2017, even refi applications have managed to hold above their historical lower-bound. Purchase applications have been an **even better example** of slow and steady progress regardless of the interest rate environment.



Subscribe to my newsletter online at: <http://mortgageratesupdate.com/statz>

Recent Economic Data

Date	Event	Actual	Forecast	Prior
Tuesday, May 09				
10:00AM	Mar Wholesale inventories mm (%)	+0.2	-0.1	-0.1
1:00PM	3-Yr Note Auction (bl)	24		

Event Importance:

- No Stars = Insignificant
- ☆ Low
- ★ Moderate
- ★★ Important
- ★★★ Very Important

Date	Event	Actual	Forecast	Prior
Wednesday, May 10				
7:00AM	w/e MBA Purchase Index	250.3		246.0
7:00AM	w/e Mortgage Market Index	415.7		405.8
7:00AM	w/e Mortgage Refinance Index	1345.5		1302.0
8:30AM	Apr Import prices mm (%)	+0.5	0.2	-0.2
8:30AM	Apr Export prices mm (%)	+0.2	0.1	0.2
Thursday, May 11				
8:30AM	Apr Core Producer Prices YY (%)	+1.9	1.7	1.6
8:30AM	w/e Initial Jobless Claims (k)	236	240	238
Friday, May 12				
8:30AM	Apr Retail sales mm (%)	0.4	0.6	-0.2
8:30AM	Apr Core CPI Year/Year (%)	+1.9	2.0	2.0
10:00AM	Mar Business inventories mm (%)	+0.2	0.1	0.3
10:00AM	May Consumer Sentiment Prelim	97.7	97.0	97.0
Monday, May 15				
10:00AM	May NAHB housing market indx	70	68	68
Tuesday, May 16				
8:30AM	Apr Housing starts number mm (ml)	1.172	1.260	1.215
8:30AM	Apr Building permits: number (ml)	1.229	1.270	1.267
9:15AM	Apr Industrial Production (%)	+1.0	0.4	0.5
9:15AM	Apr Capacity Utilization (%)	76.7	76.3	76.1
Thursday, May 18				
8:30AM	May Philly Fed Business Index	38.8	19.5	22.0
10:00AM	Apr Leading index chg mm (%)	0.3	0.4	0.4
Wednesday, Jul 12				
1:00PM	10-yr Note Auction (bl)	20		
Thursday, Jul 13				
1:00PM	30-Yr Bond Auction (bl)	12		

Lending on Tap in Every State

Buyers in all 50 states trust my team to close their loans simply and on time.

Our team works hard to make your loan process appear simple. Even when you're already pre-approved with a lender, you'll benefit from talking with us.

Where are you in your process? Where are you trying to go? I'll share with you how we'll be a part of that journey.

Jeff Statz

