

Oliver Orlicki

Owner/Team Leader, The Orlicki Group, LLC
NMLS 205123
401 E Jackson St, Suite 2340 Tampa, Florida 33602

Office: (813) 302-1616
Mobile: (813) 280-4925
oliver@orlickigroup.com
View My Website

Fannie Mae Declares it a Sellers' Market

The Fannie Mae Home Purchase Sentiment Index® (HPSI) **decreased fractionally** in May, however the change in each of its internal components was decidedly more pronounced. The HPSI, based on six of the questions from Fannie Mae's monthly National Housing Survey (NHS), was 86.2, down 0.5 percent compared to April. Three of its components moved higher and three lost ground. The index is 0.9 percent higher than its May 2016 version.

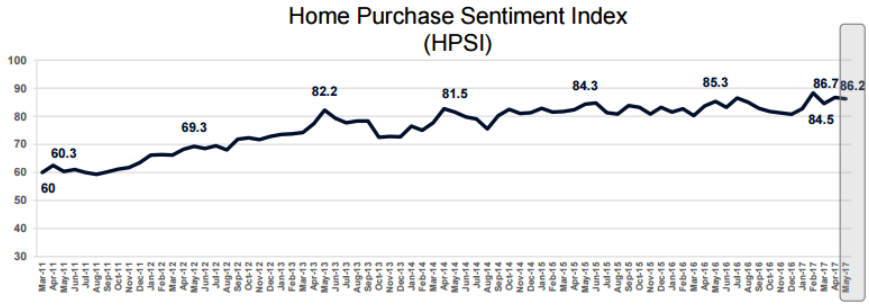

The **most striking changes** come from answers to the questions regarding whether respondents thought it was a good time to buy and/or a good time to sell. The net share of Americans who said that now is a good time to buy a home reached a record low (27 percent) after falling 8 percentage points, while the net share who stated that it is a good time to sell a home reached a record high of 32 percent, a gain of 6 percentage points. Fannie Mae said it was only the second time in the survey's history that the net share of those saying it's a good time to sell surpassed the net share of those saying it's a good time to buy. The "sell" component is 19 points higher than at the same time in 2016.

National Average Mortgage Rates



Mortgage News Daily	Rate	Change	Points
30YR Fixed	7.34%	+0.01	0.00
15YR Fixed	6.89%	0.00	0.00
30YR FHA	6.96%	+0.01	0.00
30YR Jumbo	7.45%	+0.01	0.00
7/6 SOFR	6.83%	+0.02	0.00
30YR VA	6.97%	0.00	0.00

Rates as of: 11/23

MBS and Treasury

	Price / Yield	Change
MBS UMBS 6.0	99.56	+0.05
10 YR Treasury	4.9382	-0.0021
30 YR Treasury	5.3058	-0.0266

Pricing as of: 11/23 1:31PM EST

Recent Housing Data

		Value	Change
Mortgage Apps	Nov 11	199.8	-2.35%
Building Permits	Oct	1.3M	-7.5%
Housing Starts	Oct	1.31M	+7.21%
New Home Sales	Sep	676K	-1.17%
Pending Home Sales	Oct	63	-4.69%
Existing Home Sales	Oct	3.99M	+0.25%
Builder Confidence	Nov	25	-13.79%

© 2026 MBS Live, LLC. - This newsletter is a service of MarketNewsletters.com.

The interest rates provided in this newsletter are national averages from independent data sources. Rate/APR terms may differ from those listed above based on the creditworthiness of the borrower. All information provided "as is" for informational purposes only, not intended for trading purposes or financial advice.

Read or subscribe to my newsletter online at: http://mortgageratesupdate.com/orlickigroup

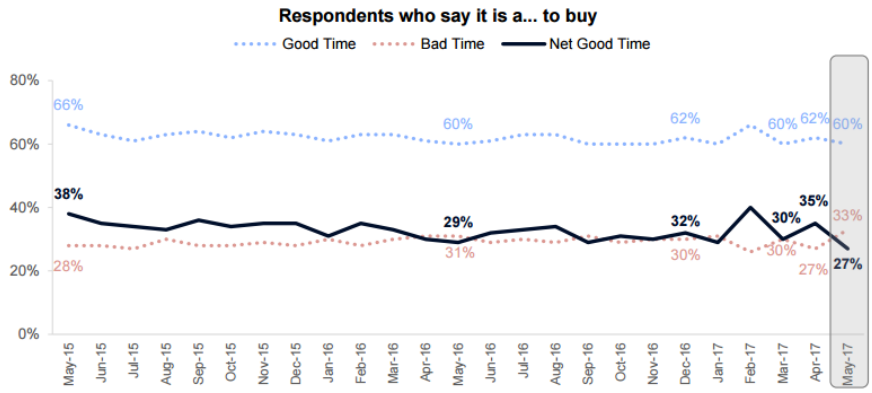

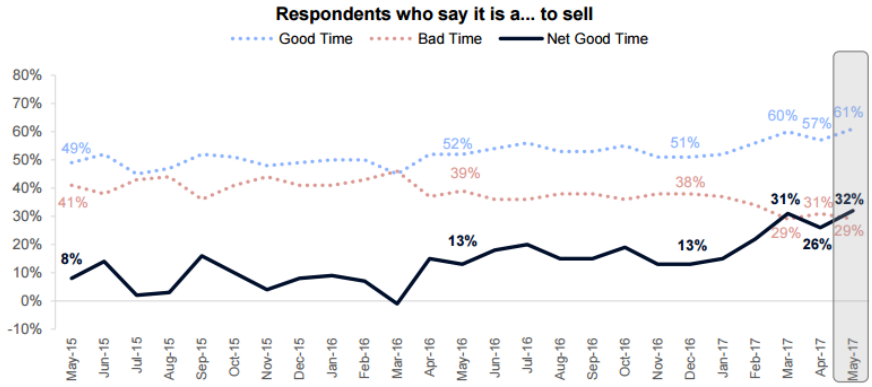

"High home prices have led many consumers to give us the **first clear indication we've seen in the National Housing Survey's seven-year history** that they think it's now a seller's market," said Doug Duncan, senior vice president and chief economist at Fannie Mae. "However, we continue to see a lack of housing supply as many potential sellers are unwilling or unable to put their homes on the market, perhaps due in part to concerns over finding an affordable replacement home. Prospective homebuyers are likely to face continued home price increases as long as housing supply remains tight."

There was **also a turn-around** in opinions about the direction of mortgage rates, with respondents expressing greater belief that mortgage rates will go down over the next 12 months. That component increased 5 percentage points on net, but still remains deep in negative territory, -52 percent.

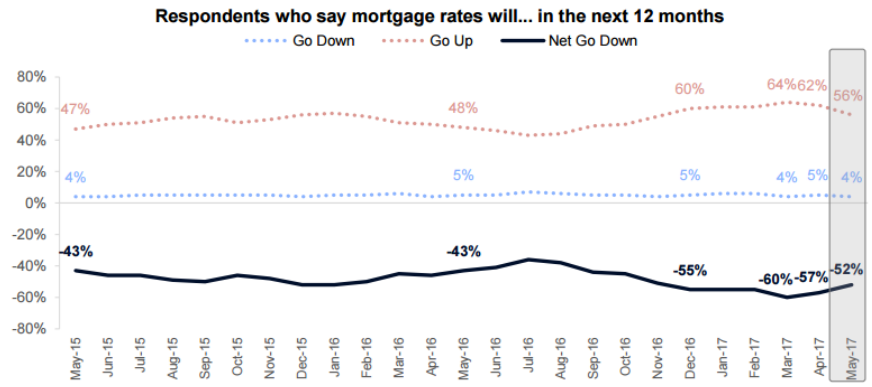

© 2026 MBS Live, LLC. - This newsletter is a service of MarketNewsletters.com.

The interest rates provided in this newsletter are national averages from independent data sources. Rate/APR terms may differ from those listed above based on the creditworthiness of the borrower. All information provided "as is" for informational purposes only, not intended for trading purposes or financial advice.

Read or subscribe to my newsletter online at: http://mortgageratesupdate.com/orlickigroup

Results among the other survey components were **mixed**. The net percentage of consumers who expect home prices to continue to rise was down 5 points to 40 percent. Fewer said they were not concerned about losing their jobs, down 6 points to 71%, reversing last month's gain. The net of those saying their household income had increased over the previous year was up 5 points to 18 percent.

The HPSI distills information about consumers' home purchase sentiment from the NHS into a single number that reflects current views and forward-looking expectations of housing market conditions. The NHS is conducted monthly by telephone among 1,000 consumers, both homeowners and renters. Respondents are asked more than 100 questions used to track attitudinal shifts, six of which are used to construct the HPSI. The April survey was conducted between May 1 and May 23, 2017 with most respondents contacted during the first two weeks of that period.

The Orlicki Group is one of the leading resources for your mortgage needs.

As a licensed mortgage originator I work hand-in-hand with homebuyers and homeowners to explore and secure or refinance loans that suit their needs. Guiding and advising my clients every step of the way, from application to closing, I can help them strategically plan a financially sound mortgage aligned to their long-term goals. Our website also contains some beneficial mortgage tools for you to use. As always this is free information and you should contact us for professional advice if you need it.

Oliver Orlicki 

© 2026 MBS Live, LLC. - This newsletter is a service of MarketNewsletters.com.

The interest rates provided in this newsletter are national averages from independent data sources. Rate/APR terms may differ from those listed above based on the creditworthiness of the borrower. All information provided "as is" for informational purposes only, not intended for trading purposes or financial advice.

Read or subscribe to my newsletter online at: http://mortgageratesupdate.com/orlickigroup