

**Oliver Orlicki**
Owner/Team Leader, The Orlicki Group, LLC
NMLS 205123
401 E Jackson St, Suite 2340 Tampa, Florida 33602

Office: (813) 302-1616
Mobile: (813) 280-4925
oliver@orlickigroup.com
View My Website

# Fed Holds Steady; Mortgage Rates Fall

This week ended up being underwhelming in terms of interest rate movement despite the much-anticipated Fed announcement on Wednesday.

Anticipation aside, there was zero chance of a rate cut at this week's meeting. While that has some voices in the mortgage/housing space up in arms, our pre-Fed thesis bears repeating.

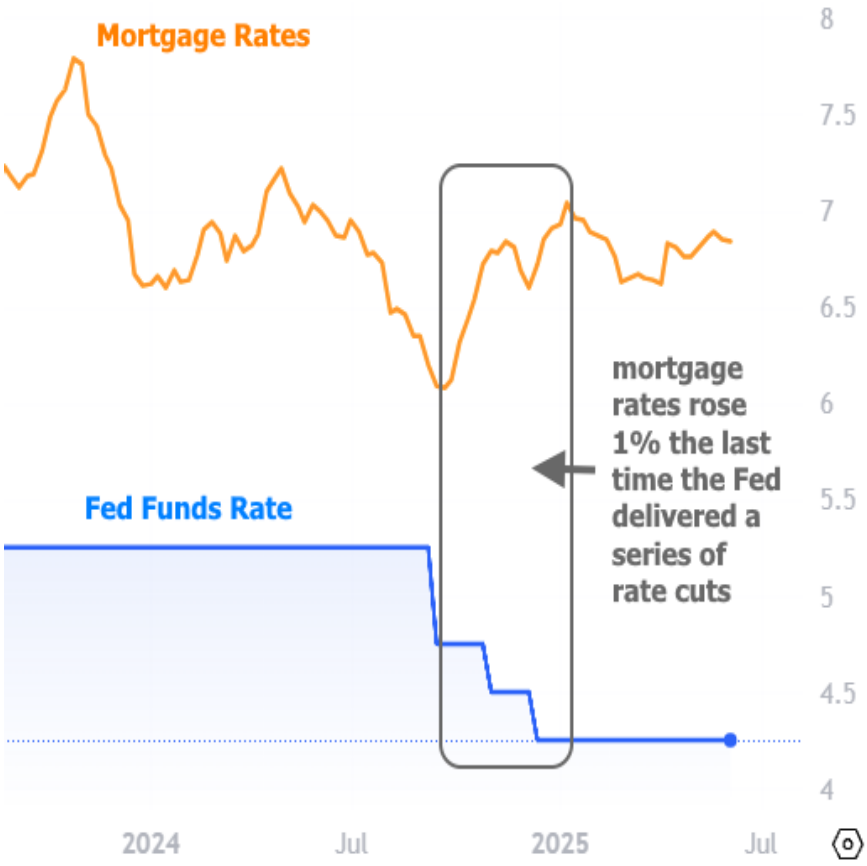


This doesn't necessarily mean that mortgage rates would have risen in response to a Fed rate cut this time around. Rather, it's a reminder that the Fed doesn't set mortgage rates and that the Fed Funds Rate won't necessarily correlate with mortgage rates except in the biggest of pictures (and even then, only because both rates correlate with the broader economy and inflation).

This week's Fed announcement was nonetheless still potentially interesting due to other things the Fed may have said. First up was the dot plot--a chart that shows individual Fed members' projection for the Fed Funds Rate in the

## National Average Mortgage Rates




| Mortgage News Daily | Rate | Change | Points |
|---|---|---|---|
| 30YR Fixed | 7.34% | +0.01 | 0.00 |
| 15YR Fixed | 6.89% | 0.00 | 0.00 |
| 30YR FHA | 6.96% | +0.01 | 0.00 |
| 30YR Jumbo | 7.45% | +0.01 | 0.00 |
| 7/6 SOFR | 6.83% | +0.02 | 0.00 |
| 30YR VA | 6.97% | 0.00 | 0.00 |

Rates as of: 11/23

## MBS and Treasury

| | Price / Yield | Change |
|---|---|---|
| MBS UMBS 6.0 | 99.58 | +0.06 |
| 10 YR Treasury | 4.9337 | -0.0066 |
| 30 YR Treasury | 5.3011 | -0.0313 |

Pricing as of: 11/23 1:05PM EST

## Recent Housing Data

| | | Value | Change |
|---|---|---|---|
| Mortgage Apps | Nov 11 | 199.8 | -2.35% |
| Building Permits | Oct | 1.3M | -7.5% |
| Housing Starts | Oct | 1.31M | +7.21% |
| New Home Sales | Sep | 676K | -1.17% |
| Pending Home Sales | Oct | 63 | -4.69% |
| Existing Home Sales | Oct | 3.99M | +0.25% |
| Builder Confidence | Nov | 25 | -13.79% |

© 2026 MBS Live, LLC. - This newsletter is a service of MarketNewsletters.com.

The interest rates provided in this newsletter are national averages from independent data sources. Rate/APR terms may differ from those listed above based on the creditworthiness of the borrower. All information provided "as is" for informational purposes only, not intended for trading purposes or financial advice.

**Read or subscribe** to my newsletter online at: http://mortgageratesupdate.com/orlickigroup

future. The dots showed a division among Fed members with some seeing more cuts than last time, but slightly more seeing higher rates.

The divergence is due to differing interpretations of the tariff implementation. Some see a higher likelihood of a negative economic impact (which would lead them to foresee lower rates) while others are more concerned with the potential inflationary impact (which would lead others to keep rates where they are).

Either way, the party line has been fairly clear and unified: the Fed feels like it can wait to decide on cutting until it has more time to assess which outcome is winning.

None of this was very exciting for rates this week. Recent economic reports have had a far bigger impact, as seen in the following chart of 10yr Treasury yields (a common benchmark for longer term interest rates, like mortgages).

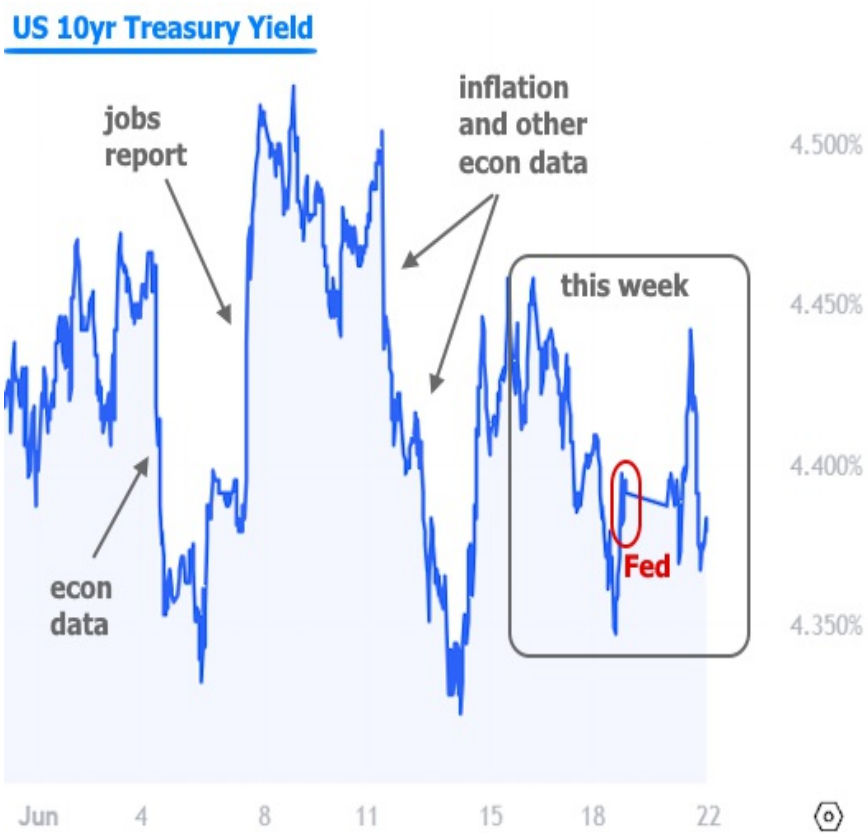


It wasn't just longer term rates. Even if we drill down to specific Fed Funds Rate expectations, we saw far more movement in response to a few comments from Fed speakers on Friday than we did to Wednesday's Fed announcement itself.

© 2026 MBS Live, LLC. - This newsletter is a service of MarketNewsletters.com.

The interest rates provided in this newsletter are national averages from independent data sources. Rate/APR terms may differ from those listed above based on the creditworthiness of the borrower. All information provided "as is" for informational purposes only, not intended for trading purposes or financial advice.

**Read or subscribe** to my newsletter online at: http://mortgageratesupdate.com/orlickigroup




Friday's comments represented the more dovish concerns of some Fed members. Specifically, Fed's Waller said there was room to look through the inflationary impact of tariffs and bring rates down a bit. He'd rather start cutting slowly now in order to preempt undue economic stress, and then reassess any unforeseen tariff impacts before cutting further.

All of the above coincided with mortgage rates enjoying an ongoing but exceedingly gentle decline after hitting multi-month highs on May 21st.

© 2026 MBS Live, LLC. - This newsletter is a service of MarketNewsletters.com.

The interest rates provided in this newsletter are national averages from independent data sources. Rate/APR terms may differ from those listed above based on the creditworthiness of the borrower. All information provided "as is" for informational purposes only, not intended for trading purposes or financial advice.

**Read or subscribe** to my newsletter online at: http://mortgageratesupdate.com/orlickigroup

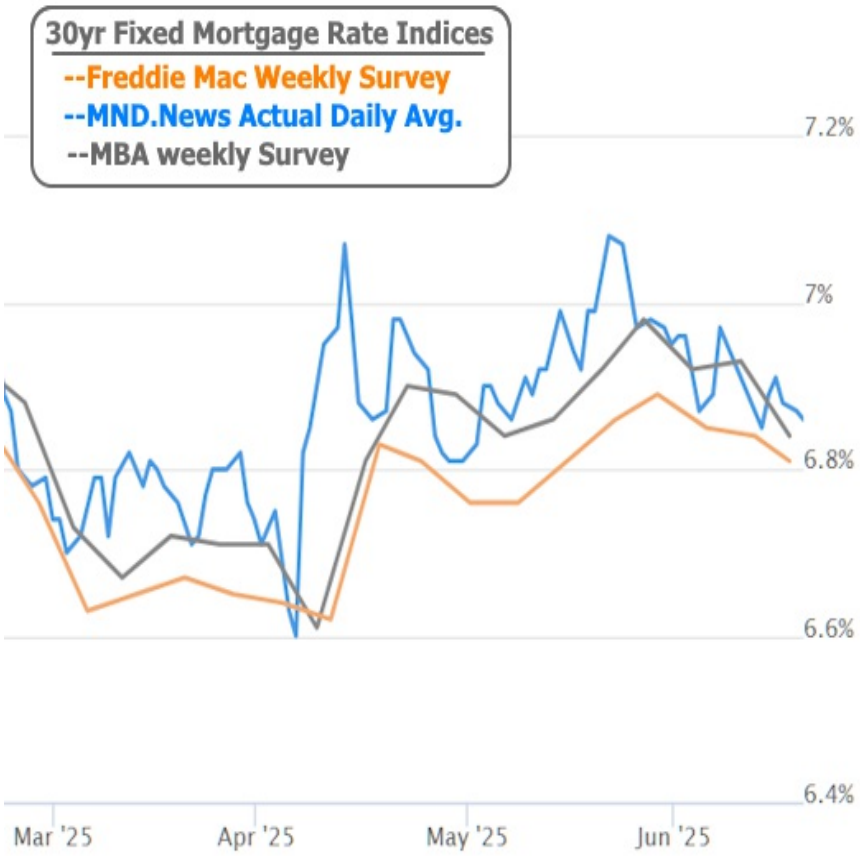


In housing related news this week, construction metrics languished with housing starts and builder sentiment near recent lows.

© 2026 MBS Live, LLC. - This newsletter is a service of MarketNewsletters.com.

The interest rates provided in this newsletter are national averages from independent data sources. Rate/APR terms may differ from those listed above based on the creditworthiness of the borrower. All information provided "as is" for informational purposes only, not intended for trading purposes or financial advice.

**Read or subscribe** to my newsletter online at: http://mortgageratesupdate.com/orlickigroup




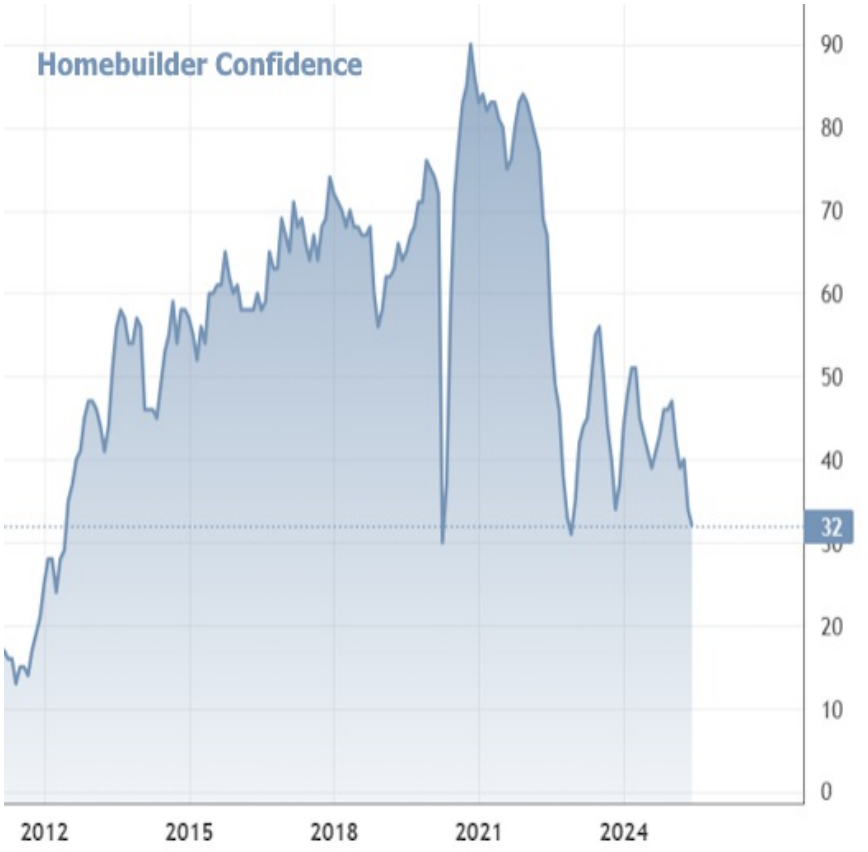


© 2026 MBS Live, LLC. - This newsletter is a service of MarketNewsletters.com.

The interest rates provided in this newsletter are national averages from independent data sources. Rate/APR terms may differ from those listed above based on the creditworthiness of the borrower. All information provided "as is" for informational purposes only, not intended for trading purposes or financial advice.

**Read or subscribe** to my newsletter online at: http://mortgageratesupdate.com/orlickigroup

On a positive note, a closer examination shows a slight uptick in housing starts for single family homes. In other words, the multifamily sector drove the decline.

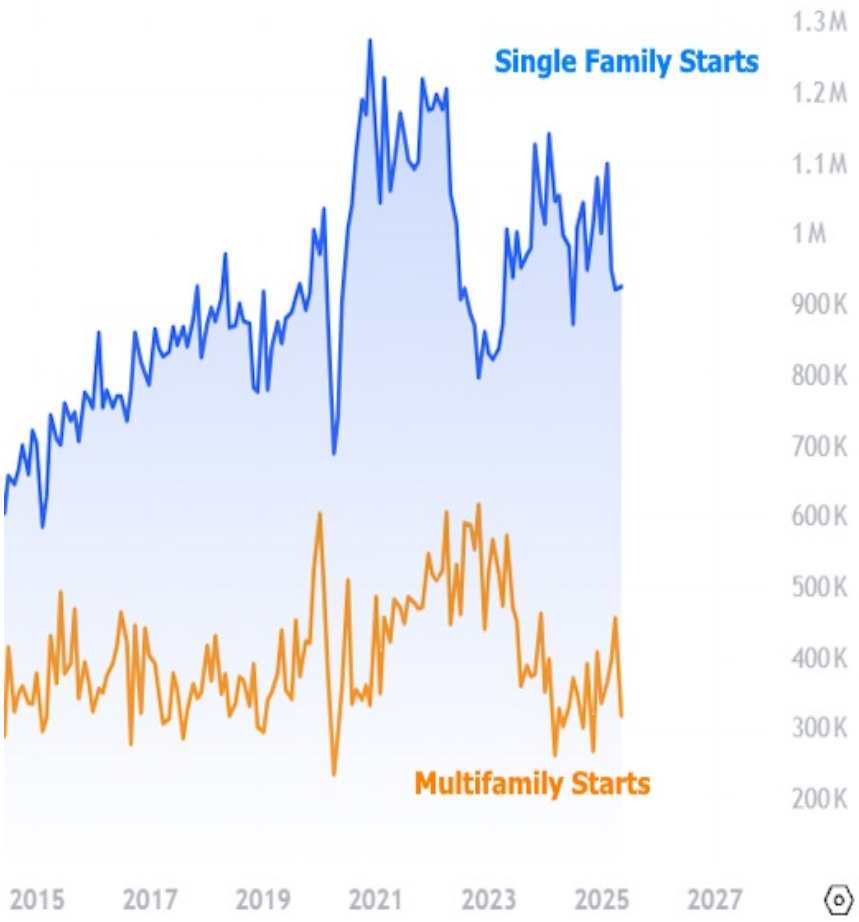


Next week brings more housing data with updated home price indexes on Tuesday, new home sales on Wednesday, and Pending Home Sales on Thursday. There will be a slew of additional Fed speakers including Powell's semi annual congressional testimony as well as a relatively important inflation report (PCE) on Friday.

Subscribe to my newsletter online at: http://mortgageratesupdate.com/orlickigroup

## Recent Economic Data

| Date | Event | Actual | Forecast | Prior |
|---|---|---|---|---|
| **Monday, Jun 16** | | | | |
| 8:30AM | Jun NY Fed Manufacturing | -16.00 | -5.5 | -9.20 |
| **Tuesday, Jun 17** | | | | |
| 8:30AM | May Retail Sales Control Group MoM | 0.4% | 0.3% | -0.2% |
| 8:30AM | May Retail Sales (%) | -0.9% | -0.7% | 0.1% |
| 8:30AM | May Import prices mm (%) | 0% | -0.2% | 0.1% |
| 9:15AM | May Industrial Production (%) | -0.2% | 0.1% | 0% |
| 10:00AM | Apr Business Inventories (% ) | 0% | 0% | 0.1% |
| 10:00AM | Jun NAHB housing market indx | 32 | 36 | 34 |

## Event Importance:

No Stars = Insignificant
☆ Low
★ Moderate
★★ Important
★★ Very Important

© 2026 MBS Live, LLC. - This newsletter is a service of MarketNewsletters.com.

The interest rates provided in this newsletter are national averages from independent data sources. Rate/APR terms may differ from those listed above based on the creditworthiness of the borrower. All information provided "as is" for informational purposes only, not intended for trading purposes or financial advice.

**Read or subscribe** to my newsletter online at: http://mortgageratesupdate.com/orlickigroup

| Date | Event | Actual | Forecast | Prior |
|---|---|---|---|---|
| **Wednesday, Jun 18** | | | | |
| 7:00AM | Jun/13 MBA Refi Index | 692.4 | | 707.4 |
| 7:00AM | Jun/13 MBA Purchase Index | 165.8 | | 170.9 |
| 8:30AM | May Housing starts number mm (ml) | 1.256M | 1.36M | 1.361M |
| 8:30AM | May Building Permits (ml) | 1.393M | 1.43M | 1.422M |
| 8:30AM | Jun/14 Jobless Claims (k) | 245K | 245K | 248K |
| 8:30AM | Jun/07 Continued Claims (ml) | 1945K | 1940K | 1956K |
| 2:00PM | Fed Interest Rate Decision | 4.5% | 4.5% | 4.5% |
| 2:00PM | FOMC Economic Projections | | | |
| 2:30PM | Fed Press Conference | | | |
| **Friday, Jun 20** | | | | |
| 8:30AM | Jun Philly Fed Business Index | -4.0 | -1 | -4.0 |
| **Monday, Jun 23** | | | | |
| 9:45AM | Jun S&P Global Services PMI | 53.1 | 52.9 | 53.7 |
| **Tuesday, Jun 24** | | | | |
| 9:00AM | Apr FHFA Home Prices y/y (%) | 3% | | 3.7% |
| 9:00AM | Apr Case Shiller Home Prices-20 y/y (%) | 3.4% | 4% | 4.1% |
| 10:00AM | Jun CB Consumer Confidence (%) | 93 | 100 | 98.0 |
| 10:00AM | Fed Chair Powell Testimony | | | |
| **Wednesday, Jun 25** | | | | |
| 10:00AM | May New Home Sales (ml) | 0.623M | 0.69M | 0.743M |
| 10:00AM | Fed Chair Powell Testimony | | | |
| **Thursday, Jun 26** | | | | |
| 8:30AM | May Durable goods (%) | 16.4% | 8.5% | -6.3% |
| 8:30AM | Q1 GDP (%) | -0.5% | -0.2% | 2.4% |
| 8:30AM | Jun/21 Jobless Claims (k) | 236K | 245K | 245K |
| 10:00AM | May Pending Home Sales (%) | 1.8% | -0.3% | -6.3% |
| **Friday, Jun 27** | | | | |
| 8:30AM | May Core PCE (m/m) (%) | 0.2% | 0.1% | 0.1% |
| 8:30AM | May Core PCE Inflation (y/y) (%) | 2.7% | 2.6% | 2.5% |
| 10:00AM | Jun Consumer Sentiment (ip) | 60.7 | 60.5 | 52.2 |

© 2026 MBS Live, LLC. - This newsletter is a service of MarketNewsletters.com.

The interest rates provided in this newsletter are national averages from independent data sources. Rate/APR terms may differ from those listed above based on the creditworthiness of the borrower. All information provided "as is" for informational purposes only, not intended for trading purposes or financial advice.

**Read or subscribe** to my newsletter online at: http://mortgageratesupdate.com/orlickigroup

## The Orlicki Group is one of the leading resources for your mortgage needs.

As a licensed mortgage originator I work hand-in-hand with homebuyers and homeowners to explore and secure or refinance loans that suit their needs. Guiding and advising my clients every step of the way, from application to closing, I can help them strategically plan a financially sound mortgage aligned to their long-term goals. Our website also contains some beneficial mortgage tools for you to use. As always this is free information and you should contact us for professional advice if you need it.

**Oliver Orlicki** 


© 2026 MBS Live, LLC. - This newsletter is a service of MarketNewsletters.com.

The interest rates provided in this newsletter are national averages from independent data sources. Rate/APR terms may differ from those listed above based on the creditworthiness of the borrower. All information provided "as is" for informational purposes only, not intended for trading purposes or financial advice.

**Read or subscribe** to my newsletter online at: http://mortgageratesupdate.com/orlickigroup