

**Oliver Orlicki**
Owner/Team Leader, The Orlicki Group, LLC
NMLS 205123
401 E Jackson St, Suite 2340 Tampa, Florida 33602

Office: (813) 302-1616
Mobile: (813) 280-4925
oliver@orlickigroup.com
View My Website

# Here's Exactly What a Fed Rate Cut Will Do For Mortgage Rates

It's still just over 3 weeks away, but questions are already ramping up regarding the impact of the Fed's rate cut on mortgage rates. Here is exactly what the rate cut itself will do: NOTHING!

The easiest way to understand why is to ask yourself how mortgage rates have been able to move down by more than 1.5% since late 2023 despite the fact that the Fed never cut rates during that time.

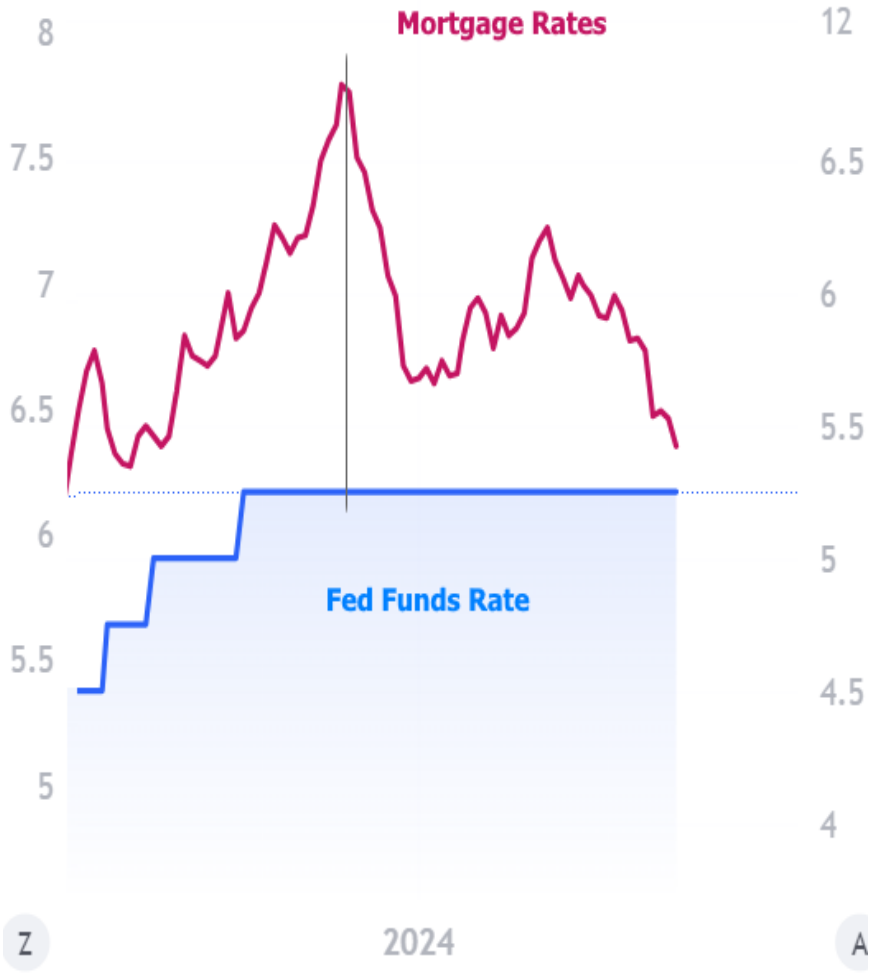


The same principle works in reverse as well, as seen during the massive rate spike in early 2022 when mortgage rates moved 1.5% higher before the Fed ever hiked.

## National Average Mortgage Rates




| Mortgage News Daily | Rate | Change | Points |
|---|---|---|---|
| 30YR Fixed | 7.34% | +0.01 | 0.00 |
| 15YR Fixed | 6.89% | 0.00 | 0.00 |
| 30YR FHA | 6.96% | +0.01 | 0.00 |
| 30YR Jumbo | 7.45% | +0.01 | 0.00 |
| 7/6 SOFR | 6.83% | +0.02 | 0.00 |
| 30YR VA | 6.97% | 0.00 | 0.00 |

Rates as of: 11/23

## MBS and Treasury

| | Price / Yield | Change |
|---|---|---|
| MBS UMBS 6.0 | 99.58 | +0.06 |
| 10 YR Treasury | 4.9357 | -0.0046 |
| 30 YR Treasury | 5.3032 | -0.0292 |

Pricing as of: 11/23 1:06PM EST

## Recent Housing Data

| | | Value | Change |
|---|---|---|---|
| Mortgage Apps | Nov 11 | 199.8 | -2.35% |
| Building Permits | Oct | 1.3M | -7.5% |
| Housing Starts | Oct | 1.31M | +7.21% |
| New Home Sales | Sep | 676K | -1.17% |
| Pending Home Sales | Oct | 63 | -4.69% |
| Existing Home Sales | Oct | 3.99M | +0.25% |
| Builder Confidence | Nov | 25 | -13.79% |

© 2026 MBS Live, LLC. - This newsletter is a service of MarketNewsletters.com.

The interest rates provided in this newsletter are national averages from independent data sources. Rate/APR terms may differ from those listed above based on the creditworthiness of the borrower. All information provided "as is" for informational purposes only, not intended for trading purposes or financial advice.

**Read or subscribe** to my newsletter online at: http://mortgageratesupdate.com/orlickigroup

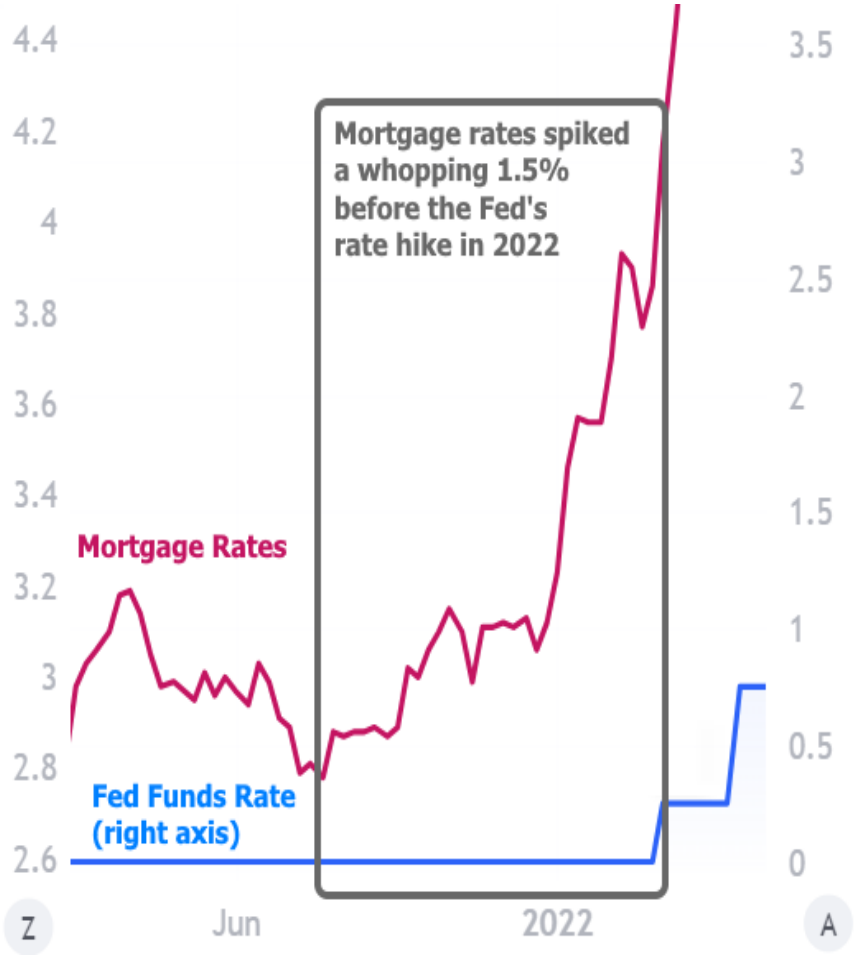


How about an example from the last time the Fed actually cut rates in a non-emergency scenario? In late 2019, the economy was slowing and inflation was at bay, so the Fed began cutting at a similar pace to what the market is expecting in late 2024. There were 3 rate cuts of 0.25% and mortgage rates actually moved HIGHER during that time.

© 2026 MBS Live, LLC. - This newsletter is a service of MarketNewsletters.com.

The interest rates provided in this newsletter are national averages from independent data sources. Rate/APR terms may differ from those listed above based on the creditworthiness of the borrower. All information provided "as is" for informational purposes only, not intended for trading purposes or financial advice.

**Read or subscribe** to my newsletter online at: http://mortgageratesupdate.com/orlickigroup

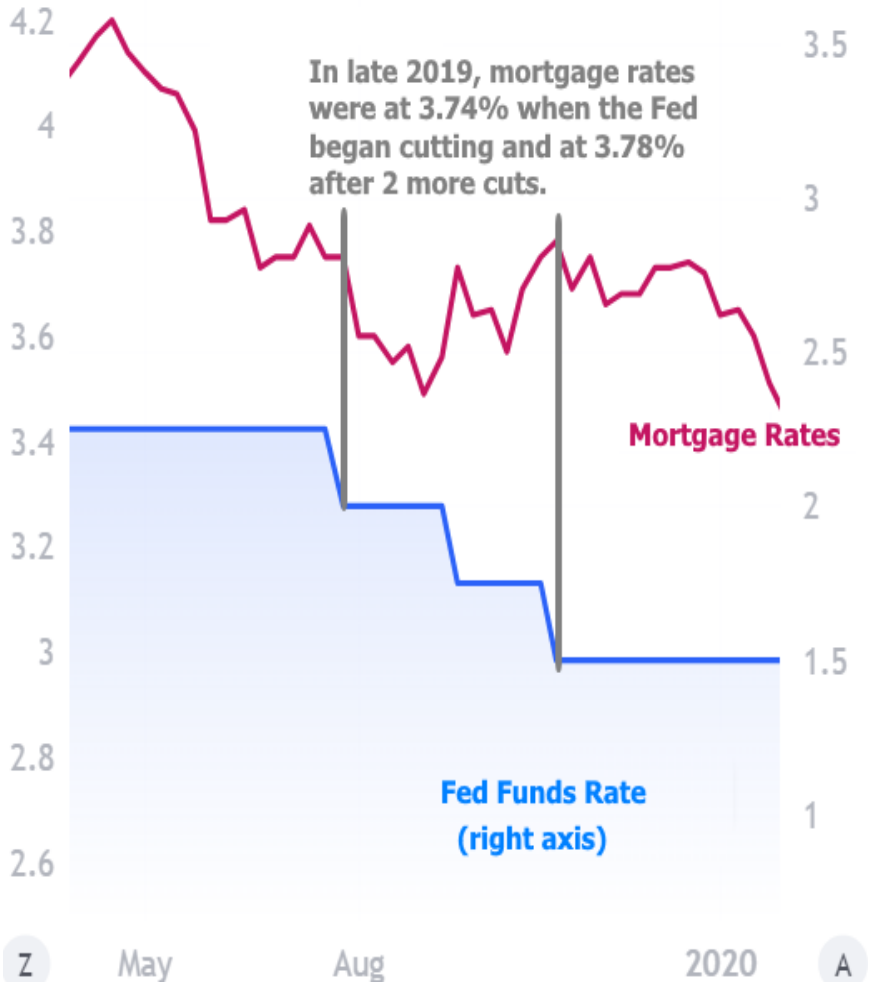


And here are several other examples of mortgage rates paying no attention to the Fed Funds Rate.

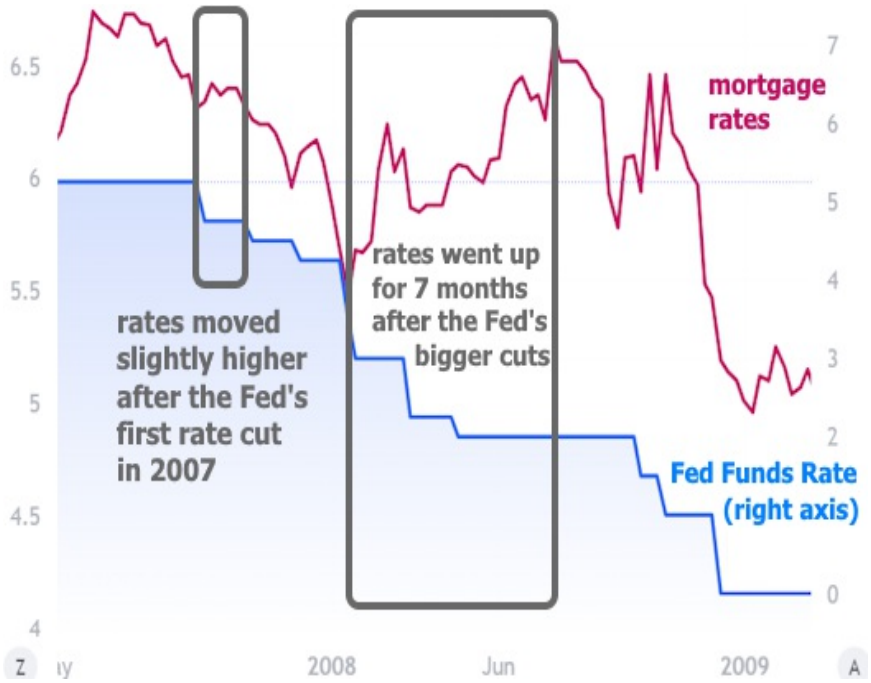


© 2026 MBS Live, LLC. - This newsletter is a service of MarketNewsletters.com.

The interest rates provided in this newsletter are national averages from independent data sources. Rate/APR terms may differ from those listed above based on the creditworthiness of the borrower. All information provided "as is" for informational purposes only, not intended for trading purposes or financial advice.

**Read or subscribe** to my newsletter online at: http://mortgageratesupdate.com/orlickigroup




This isn't a mortgage-specific phenomenon. The charts would look the same for any other mainstream interest rate. That's because the Fed only has 8 times it can change rates on any given year (apart from the extraordinarily rare "emergency cut"). Contrast that to the bond market--the source of movement for all manner of interest rates--which frequently moves more than 8 times in any given second.

In other words, the financial market is able to make its move well in advance of the Fed and that's a substantial part of the explanation for the drop in mortgage rates seen over the past year. The bond market is "pricing in" the policy shift that the Fed finally confirmed in recent weeks. In fact, there are even financial markets that specifically bet on future levels of the Fed Funds Rate (unsurprisingly called "Fed Funds Futures").

These futures correlate very well with certain bond yields which, in turn, correlate very well with mortgage rate movement. The 5yr Treasury is a good example at the moment.

© 2026 MBS Live, LLC. - This newsletter is a service of MarketNewsletters.com.

The interest rates provided in this newsletter are national averages from independent data sources. Rate/APR terms may differ from those listed above based on the creditworthiness of the borrower. All information provided "as is" for informational purposes only, not intended for trading purposes or financial advice.

**Read or subscribe** to my newsletter online at: http://mortgageratesupdate.com/orlickigroup

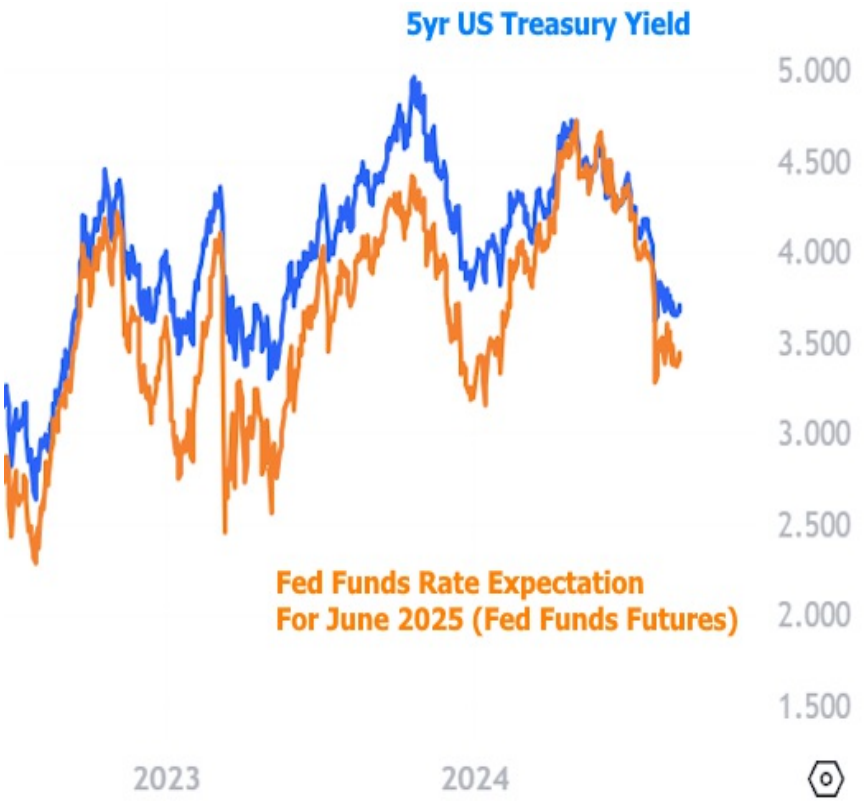


Bottom line, by the time the Fed cuts in September, the financial market and mortgage lenders will have LONG since adjusted rates accordingly (and they arguably already have).

NOTE: this does not mean that rates won't move between now and then, or that they are forbidden from falling after the Fed cuts its policy rate. It's just that those potential movements will be based on other considerations (chiefly, incoming economic reports) and NOT on the Fed's rate cut.

To make matters more confusing, it's important to remember that Fed policy still has a tremendous impact on rates, but that impact stems from the Fed's words and quarterly projections. Frustratingly, those projections are released at the exact same moment as the Fed's rate decision and there's every chance that September's installment will cause some volatility in the bond market.

For instance, if the Fed's projections are surprisingly friendly, mortgage rates could fall sharply on Fed day and many uninformed onlookers will falsely conclude that the Fed rate cut was the thing that did the trick.

One caveat to all of the above is that these conclusions are only as good as the market's understanding of the Fed's probable course of action. Fortunately, since 2008, the Fed has unequivocally telegraphed rate changes in advance. The only real opportunity for "surprise" is in a situation where the market is split between expecting different sizes of cuts. Notably, this could certainly be the case on the eve of the September rate announcement.

We'll know more about the market's expectations for the size of the rate cut after we see the first two weeks of economic data in September. The upcoming week has several of the big ticket reports that have strong track records of causing rate movement. Friday's jobs report is particularly important this time around as it has a chance to reiterate or retract the rate-friendly message sent by the previous installment.

Simply put, another weak report would greatly increase expectations for a 0.50% Fed rate cut whereas a stronger report would all but guarantee a 0.25% cut. In either case, mortgage rates won't wait for the Fed before reacting.

© 2026 MBS Live, LLC. - This newsletter is a service of MarketNewsletters.com.

The interest rates provided in this newsletter are national averages from independent data sources. Rate/APR terms may differ from those listed above based on the creditworthiness of the borrower. All information provided "as is" for informational purposes only, not intended for trading purposes or financial advice.

**Read or subscribe** to my newsletter online at: http://mortgageratesupdate.com/orlickigroup

Subscribe to my newsletter online at: http://mortgageratesupdate.com/orlickigroup

## Recent Economic Data

| Date | Event | Actual | Forecast | Prior |
|---|---|---|---|---|
| **Monday, Aug 26** | | | | |
| 8:30AM | Jul Durable goods (%) | 9.9% | 5% | -6.6% |
| 8:30AM | Jul Core CapEx (%) | -0.1% | 0% | 1% |
| **Tuesday, Aug 27** | | | | |
| 9:00AM | Jun FHFA Home Prices y/y (%) | 5.1% | | 5.7% |
| 9:00AM | Jun CaseShiller 20 mm nsa (%) | 0.6% | | 1% |
| 9:00AM | Jun FHFA Home Price Index m/m (%) | -0.1% | 0.2% | 0% |
| 9:00AM | Jun Case Shiller Home Prices-20 y/y (%) | 6.5% | 6% | 6.8% |
| 10:00AM | Aug CB Consumer Confidence (%) | 103.3 | 100.7 | 100.3 |
| **Wednesday, Aug 28** | | | | |
| 7:00AM | Aug/23 MBA Purchase Index | 131.8 | | 130.6 |
| 7:00AM | Aug/23 MBA Refi Index | 753.8 | | 754.4 |
| **Thursday, Aug 29** | | | | |
| 8:30AM | Q2 GDP (%) | 3% | 2.8% | 1.4% |
| 8:30AM | Q2 Core PCE Prices QoQ Final | 2.8% | 2.9% | 3.7% |
| 8:30AM | Jul Wholesale inventories mm (%) | 0.3% | 0.2% | 0.2% |
| 10:00AM | Jul Pending Home Sales (%) | -5.5% | 0.4% | 4.8% |
| **Friday, Aug 30** | | | | |
| 8:30AM | Jul Core PCE Inflation (y/y) (%) | 2.6% | 2.7% | 2.6% |
| 8:30AM | Jul Core PCE (m/m) (%) | 0.2% | 0.2% | 0.2% |
| 9:45AM | Aug Chicago PMI | 46.1 | 45.5 | 45.3 |
| 10:00AM | Aug Consumer Sentiment (ip) | 67.9 | 68 | 66.4 |
| 10:00AM | Aug Sentiment: 1y Inflation (%) | 2.8% | 2.9% | 2.9% |
| **Monday, Sep 02** | | | | |
| 12:00AM | Labor Day | | | |
| **Tuesday, Sep 03** | | | | |
| 10:00AM | Aug ISM Manufacturing PMI | 47.2 | 47.5 | 46.8 |
| 10:00AM | Aug ISM Mfg Prices Paid | 54.0 | 52.5 | 52.9 |
| **Wednesday, Sep 04** | | | | |
| 10:00AM | Jul USA JOLTS Job Openings | 7.673M | 8.10M | 8.184M |
| **Thursday, Sep 05** | | | | |
| 7:30AM | Aug Challenger layoffs (k) | 75.891K | | 25.885K |
| 8:15AM | Aug ADP jobs (k) | 99K | 145K | 122K |
| 8:30AM | Aug/31 Jobless Claims (k) | 227K | 230K | 231K |
| 9:45AM | Aug S&P Global Services PMI | 55.7 | 55.2 | 55 |

## Event Importance:

No Stars = Insignificant
☆ Low
★ Moderate
★★ Important
★★ Very Important

© 2026 MBS Live, LLC. - This newsletter is a service of MarketNewsletters.com.

The interest rates provided in this newsletter are national averages from independent data sources. Rate/APR terms may differ from those listed above based on the creditworthiness of the borrower. All information provided "as is" for informational purposes only, not intended for trading purposes or financial advice.

**Read or subscribe** to my newsletter online at: http://mortgageratesupdate.com/orlickigroup

| Date | Event | Actual | Forecast | Prior |
|---|---|---|---|---|
| 10:00AM | Aug ISM N-Mfg PMI | 51.5 | 51.1 | 51.4 |
| 10:00AM | Aug ISM Services Prices | 57.3 | 56.0 | 57.0 |
| **Friday, Sep 06** | | | | |
| 8:30AM | Aug Non Farm Payrolls | 142K | 160K | 114K |
| 8:30AM | Aug Unemployment rate mm (%) | 4.2% | 4.2% | 4.3% |
| 8:30AM | Aug Average earnings mm (%) | 0.4% | 0.3% | 0.2% |


## The Orlicki Group is one of the leading resources for your mortgage needs.

As a licensed mortgage originator I work hand-in-hand with homebuyers and homeowners to explore and secure or refinance loans that suit their needs. Guiding and advising my clients every step of the way, from application to closing, I can help them strategically plan a financially sound mortgage aligned to their long-term goals. Our website also contains some beneficial mortgage tools for you to use. As always this is free information and you should contact us for professional advice if you need it.

**Oliver Orlicki** 


© 2026 MBS Live, LLC. - This newsletter is a service of MarketNewsletters.com.

The interest rates provided in this newsletter are national averages from independent data sources. Rate/APR terms may differ from those listed above based on the creditworthiness of the borrower. All information provided "as is" for informational purposes only, not intended for trading purposes or financial advice.

**Read or subscribe** to my newsletter online at: http://mortgageratesupdate.com/orlickigroup