

**Oliver Orlicki**
Owner/Team Leader, The Orlicki Group, LLC
NMLS 205123
401 E Jackson St, Suite 2340 Tampa, Florida 33602

Office: (813) 302-1616
Mobile: (813) 280-4925
oliver@orlickigroup.com
View My Website

# Rates Rocked by Inflation Data

If there was only one thing to know about the mortgage market this week, it would be that Wednesday's inflation data prompted one of biggest single day increases in mortgage rates in decades. If there was a 2nd thing to know, it's that the first thing is arguably all that matters.

OK... that may be a bit of an exaggeration, but it is true that inflation has utterly dominated the outlook for rates. The Consumer Price Index (CPI) is the first of major inflation reports on any given month and by far the most widely followed by financial markets. In other words, the traders that indirectly determine changes in mortgage rates are waiting on the edge of their seats for each month's CPI data and their reactions have frequently been extreme.

This week's reaction qualifies. It was simply amazing (in a bad way) when considered against the extent to which the results diverged from expectations.

To simplify, consider that the most important line item in the report operates on a scale of tenths of a percent. It was expected to come in at 0.3 but instead came in a 0.4. Moreover, that 0.4 was rounded up from 0.359%--almost low enough to round down to 0.3!

If you'd told us that ahead of time, we would have assumed bond market weakness (i.e. higher rates), but nothing on the scale of what we actually saw. The 5 day chart of 10yr Treasury Yields (a benchmark for longer term rates like mortgages) tells the story.

## National Average Mortgage Rates




| Mortgage News Daily | Rate | Change | Points |
|---|---|---|---|
| 30YR Fixed | 7.34% | +0.01 | 0.00 |
| 15YR Fixed | 6.89% | 0.00 | 0.00 |
| 30YR FHA | 6.96% | +0.01 | 0.00 |
| 30YR Jumbo | 7.45% | +0.01 | 0.00 |
| 7/6 SOFR | 6.83% | +0.02 | 0.00 |
| 30YR VA | 6.97% | 0.00 | 0.00 |

Rates as of: 11/23

## MBS and Treasury

| | Price / Yield | Change |
|---|---|---|
| MBS UMBS 6.0 | 99.58 | +0.06 |
| 10 YR Treasury | 4.9337 | -0.0066 |
| 30 YR Treasury | 5.3011 | -0.0313 |

Pricing as of: 11/23 1:05PM EST

## Recent Housing Data

| | | Value | Change |
|---|---|---|---|
| Mortgage Apps | Nov 11 | 199.8 | -2.35% |
| Building Permits | Oct | 1.3M | -7.5% |
| Housing Starts | Oct | 1.31M | +7.21% |
| New Home Sales | Sep | 676K | -1.17% |
| Pending Home Sales | Oct | 63 | -4.69% |
| Existing Home Sales | Oct | 3.99M | +0.25% |
| Builder Confidence | Nov | 25 | -13.79% |

© 2026 MBS Live, LLC. - This newsletter is a service of MarketNewsletters.com.

The interest rates provided in this newsletter are national averages from independent data sources. Rate/APR terms may differ from those listed above based on the creditworthiness of the borrower. All information provided "as is" for informational purposes only, not intended for trading purposes or financial advice.

**Read or subscribe** to my newsletter online at: http://mortgageratesupdate.com/orlickigroup

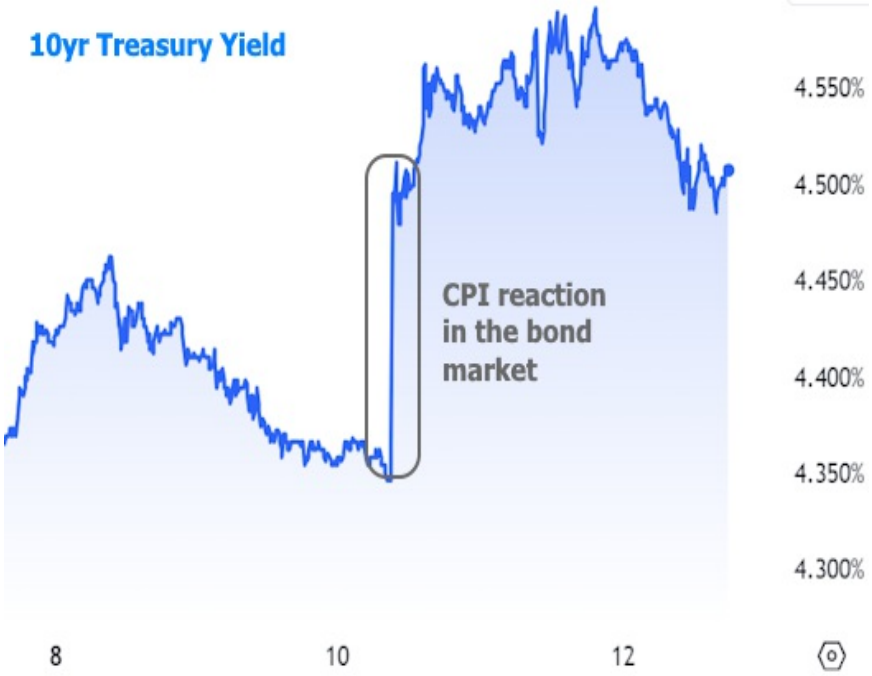


Mortgage rates were just as upset. The 30yr fixed rate index jumped nearly 0.30%, putting Wednesday in line with one of only a handful of days with a spike of 0.25% or more over the past 20 years.

© 2026 MBS Live, LLC. - This newsletter is a service of MarketNewsletters.com.

The interest rates provided in this newsletter are national averages from independent data sources. Rate/APR terms may differ from those listed above based on the creditworthiness of the borrower. All information provided "as is" for informational purposes only, not intended for trading purposes or financial advice.

**Read or subscribe** to my newsletter online at: http://mortgageratesupdate.com/orlickigroup

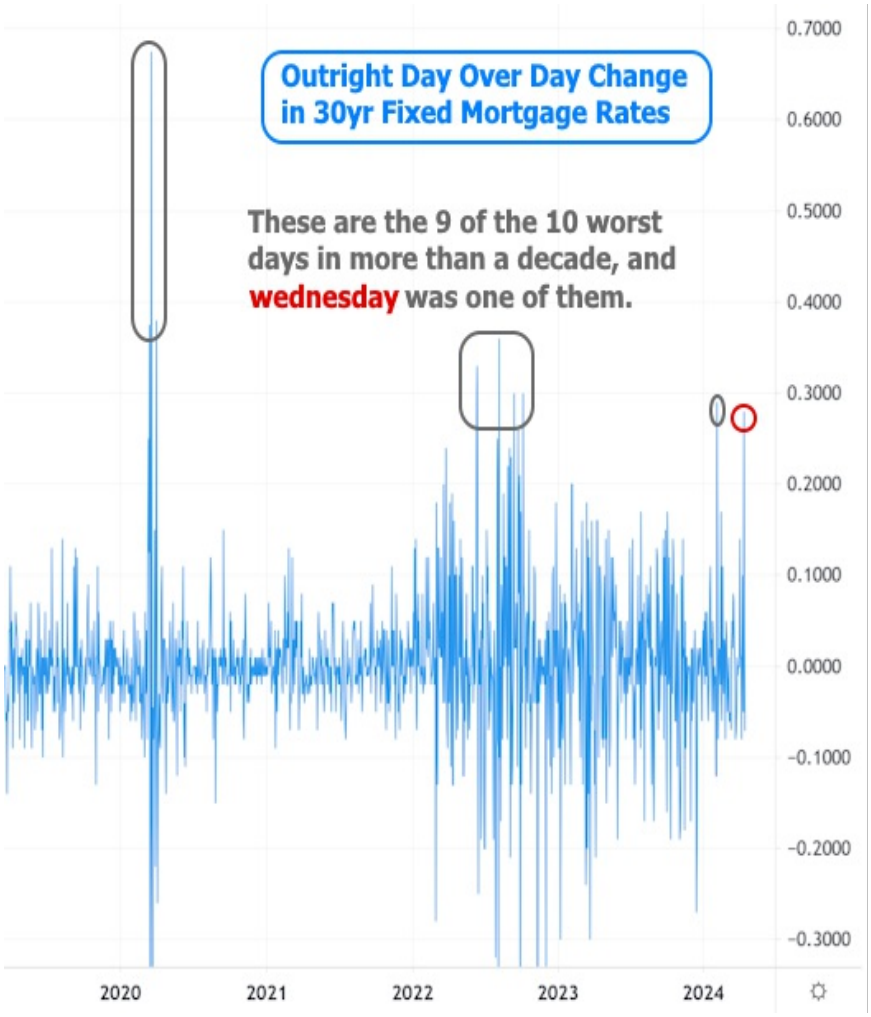


A chart of the index itself is slightly less troubling considering it's still well below last year's highs, but the gap is much smaller after this week.

© 2026 MBS Live, LLC. - This newsletter is a service of MarketNewsletters.com.

The interest rates provided in this newsletter are national averages from independent data sources. Rate/APR terms may differ from those listed above based on the creditworthiness of the borrower. All information provided "as is" for informational purposes only, not intended for trading purposes or financial advice.

**Read or subscribe** to my newsletter online at: http://mortgageratesupdate.com/orlickigroup

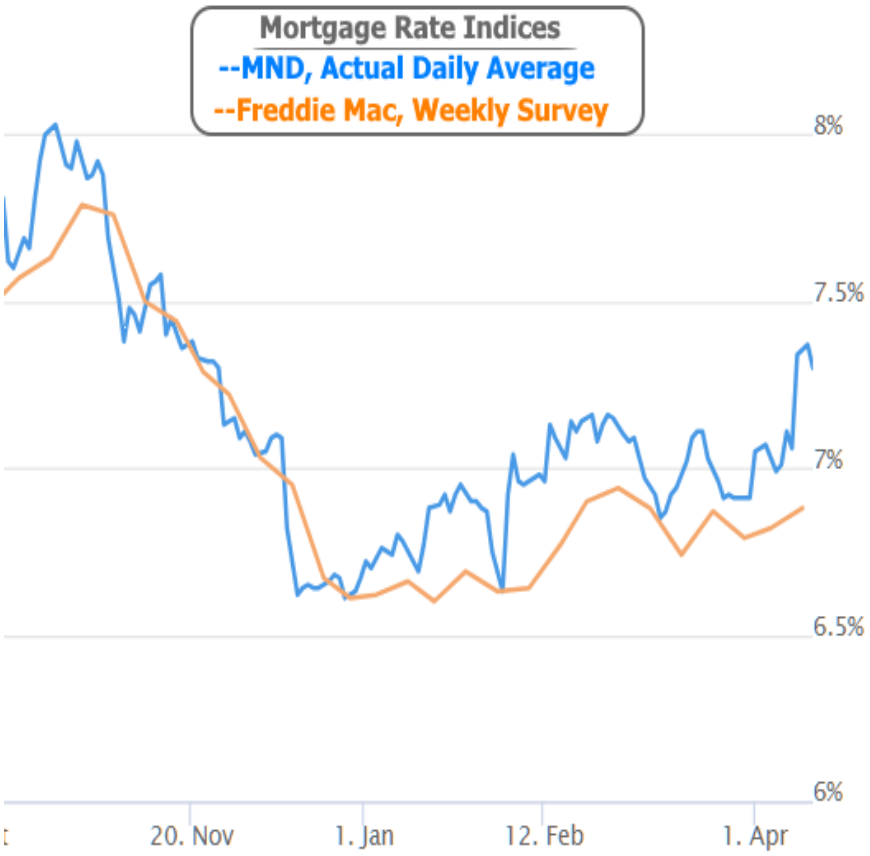


Why did we see such a big reaction for such a small deviation in the data? Simply put, the market keeps waiting for a trend toward lower inflation to resume and the data keeps breaking hearts. This week's report was sort of a "third times the charm" moment. Jan and Feb CPI (released in Feb and Mar, respectively) were also surprisingly high. They did damage to rates to be sure, but markets and even officials from the Federal Reserve were hoping those reports were outliers.

The following chart shows month over month core CPI (the one that came in at 0.4 instead of 0.3). The Fed (and the market) is waiting for that line to get back into the target zone. Unfortunately, it looks like it took one look at the target zone and said "no thanks!"

© 2026 MBS Live, LLC. - This newsletter is a service of MarketNewsletters.com.

The interest rates provided in this newsletter are national averages from independent data sources. Rate/APR terms may differ from those listed above based on the creditworthiness of the borrower. All information provided "as is" for informational purposes only, not intended for trading purposes or financial advice.

**Read or subscribe** to my newsletter online at: http://mortgageratesupdate.com/orlickigroup

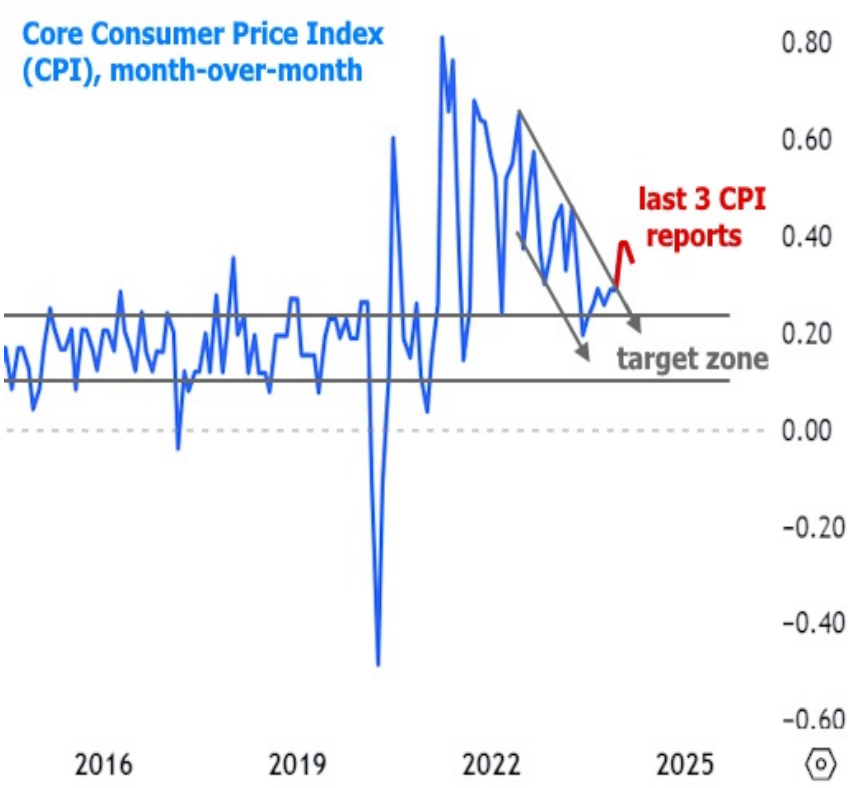


The Fed continues to remind the market that inflation progress is a bumpy road and that these recent setbacks aren't necessarily evidence of defeat. After all, the year over year trend still looks OK despite leveling off a bit from its previous trajectory.




© 2026 MBS Live, LLC. - This newsletter is a service of MarketNewsletters.com.

The interest rates provided in this newsletter are national averages from independent data sources. Rate/APR terms may differ from those listed above based on the creditworthiness of the borrower. All information provided "as is" for informational purposes only, not intended for trading purposes or financial advice.

**Read or subscribe** to my newsletter online at: http://mortgageratesupdate.com/orlickigroup

The big question is what it takes for progress to resume. The Fed's answer is "just a bit more time." They are still talking about cutting rates in 2024, but not as early in the year as initially expected. Wall Street is mixed in its expectations, with firms expecting anywhere from 0 to 3 cuts.

As is always the case, no one can be sure what the future will bring when it comes to economic data and the market reaction. All we can know at present is the progress toward lower rates in 2024 that was widely predicted in late 2023 is unequivocally on hold. A handful of other economic reports can make for fine tuning adjustments in the meantime, but bigger picture progress will depend on progress in the inflation data. There are a few exceptions that could bring rates down even before inflation condones it, but they're all arguably worse than the waiting (war, recession, and other disasters).

Subscribe to my newsletter online at: http://mortgageratesupdate.com/orlickigroup

## Recent Economic Data

| Date | Event | Actual | Forecast | Prior |
|---|---|---|---|---|
| **Tuesday, Apr 09** | | | | |
| 6:00AM | Mar NFIB Business Optimism Index | 88.5 | 90.2 | 89.4 |
| 10:10AM | Apr IBD economic optimism | 43.2 | 44.2 | 43.5 |
| **Wednesday, Apr 10** | | | | |
| 7:00AM | Apr/05 MBA Purchase Index | 138.7 | | 145.6 |
| 7:00AM | Apr/05 MBA Refi Index | 498.3 | | 453.5 |
| 8:30AM | Mar y/y CORE CPI (%) | 3.8% | 3.7% | 3.8% |
| 8:30AM | Mar m/m CORE CPI (%) | 0.4% | 0.3% | 0.4% |
| 2:00PM | FOMC Minutes | | | |
| **Thursday, Apr 11** | | | | |
| 8:30AM | Mar Core Producer Prices MM (%) | 0.2% | 0.2% | 0.3% |
| **Friday, Apr 12** | | | | |
| 8:30AM | Mar Import prices mm (%) | 0.4% | 0.3% | 0.3% |
| 8:30AM | Mar Export prices mm (%) | 0.3% | 0.3% | 0.8% |
| 10:00AM | Apr Consumer Sentiment (ip) | 77.9 | 79 | 79.4 |
| **Monday, Apr 15** | | | | |
| 8:30AM | Mar Retail Sales (%) | 0.7% | 0.3% | 0.6% |
| 8:30AM | Apr NY Fed Manufacturing | -14.30 | -9 | -20.90 |
| 10:00AM | Feb Business Inventories (% ) | 0.4% | 0.3% | 0% |
| 10:00AM | Apr NAHB housing market indx | 51 | 51 | 51 |
| **Tuesday, Apr 16** | | | | |
| 8:30AM | Mar Housing starts number mm (ml) | 1.321M | 1.48M | 1.521M |
| 8:30AM | Mar Building permits: number (ml) | 1.458M | 1.514M | 1.524M |
| 9:15AM | Mar Industrial Production (%) | 0.4% | 0.4% | 0.1% |
| **Thursday, Apr 18** | | | | |
| 8:30AM | Apr/13 Jobless Claims (k) | 212K | 215K | 211K |
| 8:30AM | Apr Philly Fed Business Index | 15.5 | 1.5 | 3.2 |

## Event Importance:

No Stars = Insignificant
☆ Low
★ Moderate
★★ Important
★★ Very Important

© 2026 MBS Live, LLC. - This newsletter is a service of MarketNewsletters.com.

The interest rates provided in this newsletter are national averages from independent data sources. Rate/APR terms may differ from those listed above based on the creditworthiness of the borrower. All information provided "as is" for informational purposes only, not intended for trading purposes or financial advice.

**Read or subscribe** to my newsletter online at: http://mortgageratesupdate.com/orlickigroup

| Date | Event | Actual | Forecast | Prior |
|---|---|---|---|---|
| 10:00AM | Mar Existing home sales (ml) | 4.19M | 4.2M | 4.38M |
| 10:00AM | Mar CB Leading Index MoM (%) | -0.3% | -0.1% | 0.1% |


## The Orlicki Group is one of the leading resources for your mortgage needs.

As a licensed mortgage originator I work hand-in-hand with homebuyers and homeowners to explore and secure or refinance loans that suit their needs. Guiding and advising my clients every step of the way, from application to closing, I can help them strategically plan a financially sound mortgage aligned to their long-term goals. Our website also contains some beneficial mortgage tools for you to use. As always this is free information and you should contact us for professional advice if you need it.

**Oliver Orlicki** 


© 2026 MBS Live, LLC. - This newsletter is a service of MarketNewsletters.com.

The interest rates provided in this newsletter are national averages from independent data sources. Rate/APR terms may differ from those listed above based on the creditworthiness of the borrower. All information provided "as is" for informational purposes only, not intended for trading purposes or financial advice.

**Read or subscribe** to my newsletter online at: http://mortgageratesupdate.com/orlickigroup