

Oliver Orlicki
Owner/Team Leader, The Orlicki Group, LLC
NMLS 205123
401 E Jackson St, Suite 2340 Tampa, Florida 33602

Office: (813) 302-1616
Mobile: (813) 280-4925
oliver@orlickigroup.com
View My Website

More Mortgage Drama--Especially For Investment and 2nd Home Loans

Most of this week's mortgage rate coverage focused on a fairly gentle increase of 3.05 to 3.09 for the average 30yr fixed. That number comes from Freddie Mac's weekly rate survey, which is one of the only games in town when it comes to capturing a broad, best case scenario.

Over time, reporters have found it easy to simply cover mortgage rates once a week when Freddie's report comes out rather than gopher multiple rate quotes from multiple lenders every day. That model has worked well for just about everyone just about every week, but there are times where it **breaks down woefully**. This is one of those times.

At issue is the inherent lag in Freddie's methodology. Surveys are sent out Monday and are accepted through Wednesday. But most of those who are going to respond end up doing so right when they get the survey. That means the rate index that is published on a Thursday is mostly a reflection of Monday vs the previous Monday. As such, it can be **wildly inaccurate** when the rest of the week is volatile.

Beyond that, Freddie's survey rate also tends to move **more slowly** than actual rates for reasons that remain a mystery. For example, this week's report suggests rates were only 0.29% higher compared Feb 12, 2021 (the most recent plateau). But an analysis of **actual** lender rate offerings puts that gap at 0.54%, which is a significant difference in the mortgage world. The chart below tells the story.

National Average Mortgage Rates



Mortgage News Daily	Rate	Change	Points
30YR Fixed	7.34%	+0.01	0.00
15YR Fixed	6.89%	0.00	0.00
30YR FHA	6.96%	+0.01	0.00
30YR Jumbo	7.45%	+0.01	0.00
7/6 SOFR	6.83%	+0.02	0.00
30YR VA	6.97%	0.00	0.00

Rates as of: 11/23

MBS and Treasury

	Price / Yield	Change
MBS UMBS 6.0	99.57	+0.06
10 YR Treasury	4.9387	-0.0016
30 YR Treasury	5.3053	-0.0271

Pricing as of: 11/23 1:27PM EST

Recent Housing Data

		Value	Change
Mortgage Apps	Nov 11	199.8	-2.35%
Building Permits	Oct	1.3M	-7.5%
Housing Starts	Oct	1.31M	+7.21%
New Home Sales	Sep	676K	-1.17%
Pending Home Sales	Oct	63	-4.69%
Existing Home Sales	Oct	3.99M	+0.25%
Builder Confidence	Nov	25	-13.79%

© 2026 MBS Live, LLC. - This newsletter is a service of MarketNewsletters.com.

The interest rates provided in this newsletter are national averages from independent data sources. Rate/APR terms may differ from those listed above based on the creditworthiness of the borrower. All information provided "as is" for informational purposes only, not intended for trading purposes or financial advice.

Read or subscribe to my newsletter online at: http://mortgageratesupdate.com/orlickigroup

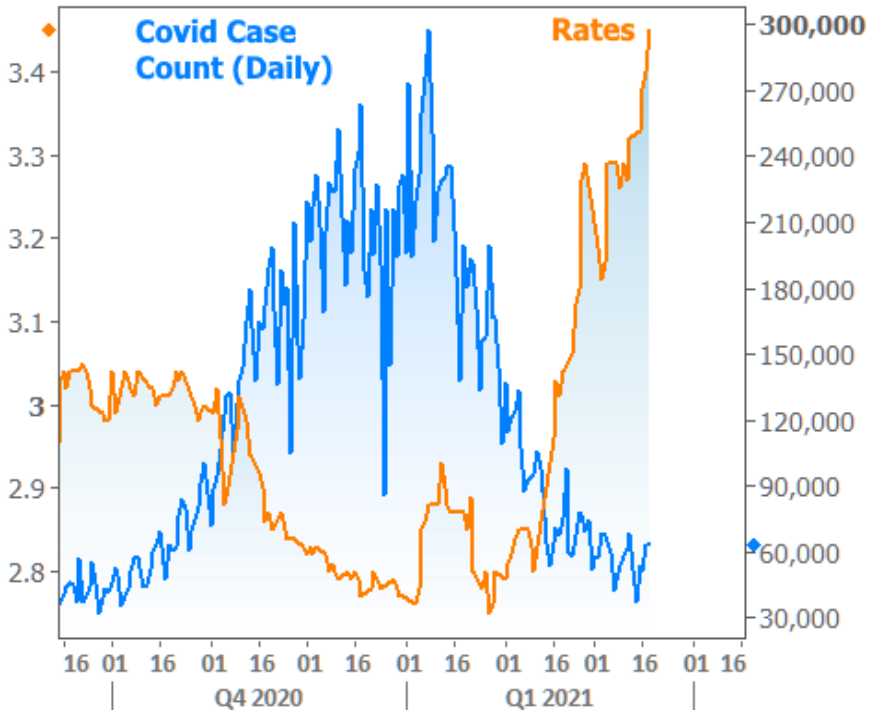

All of the above is bad enough for the average mortgage borrower (relatively speaking, of course... rates are still exceptionally low historically), but some borrowers have it **even worse**. While they don't constitute a huge percentage of total loan volume, non-owner occupied and 2nd home loans continue experiencing huge drama.

This is an extension of the news discussed in last week's newsletter. In short, a regulatory change has forced Fannie Mae and Freddie Mac to instruct lenders to limit the amount of non-owner/2nd home loans they originate to a certain percentage of their total business. Lenders who were already over the limit had to act **quickly and decisively** to stem the flow of those loans. The fastest and easiest way to do that is to make rates so high (just for those loan types) that no rational borrower would accept them.

That's exactly what started to happen last week. To give an example of just how big these adjustments can be, some lenders are charging more than 7 points for certain investment property scenarios (that's more than **$20k on a $300k loan**).

Granted, that is one of the **worst** examples, but the problem is that it is **no longer** an isolated example. In other words, only the hardest-hit lenders had implemented this strategy last week whereas a **majority** are affected this week. This trend will likely continue as lenders with no additional cost adjustments expect to see an increase in those loans (due to their suddenly more competitive rates).

Bigger picture...

Since we're talking about all manner of rising rates, it's worth taking a moment to refresh ourselves on **why** this is happening and ask whether we'll see some relief any time soon. It's actually very simple. Covid is on the run. There's a lot that goes hand and hand with that, but if we could only cite one reason for the extremely low rates in 2020 and the abrupt spike in 2021, it's the shift of momentum in the pandemic.

© 2026 MBS Live, LLC. - This newsletter is a service of MarketNewsletters.com.

The interest rates provided in this newsletter are national averages from independent data sources. Rate/APR terms may differ from those listed above based on the creditworthiness of the borrower. All information provided "as is" for informational purposes only, not intended for trading purposes or financial advice.

Read or subscribe to my newsletter online at: http://mortgageratesupdate.com/orlickigroup

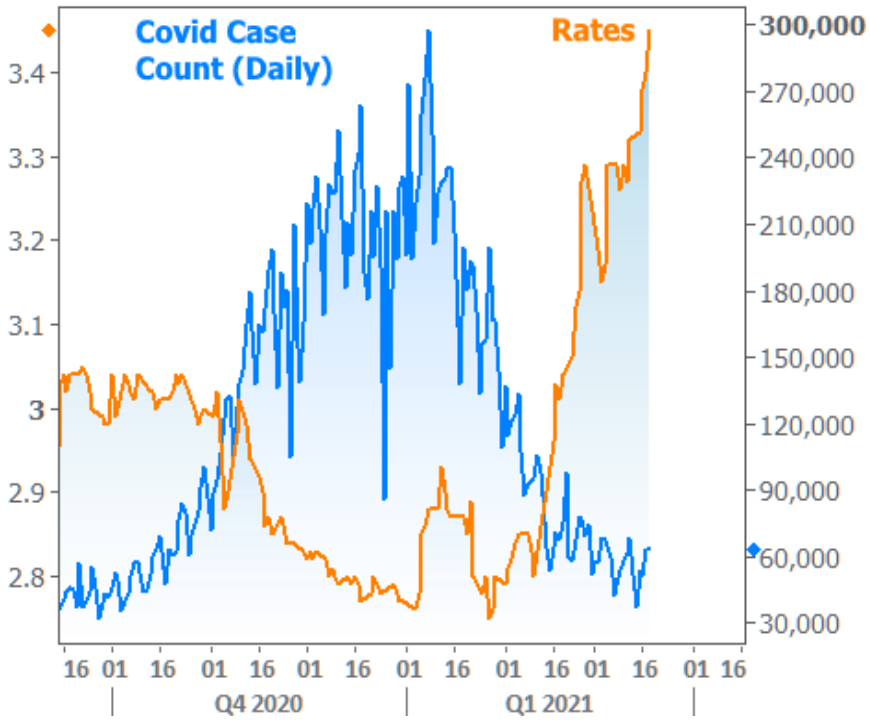

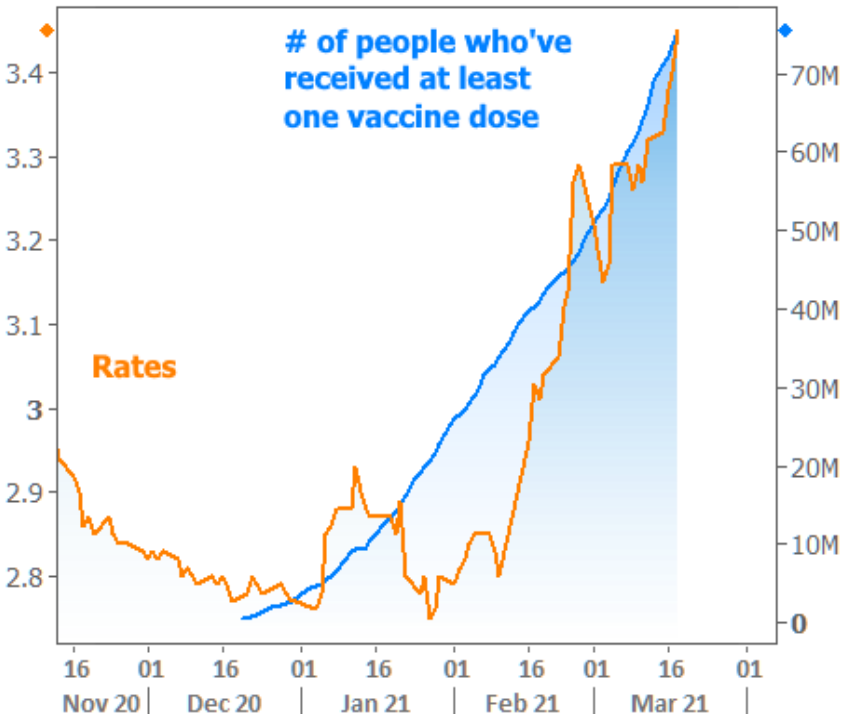

Will we see some relief? Yes, it's just a matter of how much higher rates need to go in order for that to happen. This is already one of the biggest rising rate episodes on record, but the counterpoint is that 2020 was a completely unprecedented falling rate episode.

© 2026 MBS Live, LLC. - This newsletter is a service of MarketNewsletters.com.

The interest rates provided in this newsletter are national averages from independent data sources. Rate/APR terms may differ from those listed above based on the creditworthiness of the borrower. All information provided "as is" for informational purposes only, not intended for trading purposes or financial advice.

Read or subscribe to my newsletter online at: http://mortgageratesupdate.com/orlickigroup

As rates have risen, a great many experts, amateur market watchers and everyone in between has offered an opinion on why things wouldn't get any worse. Yet **every likely ceiling has been broken**. The latest is marked by 1.75% in terms of 10yr Treasury yields. This was a target for a good portion of the trading community a few weeks ago, and we bounced there this week.

None of the above should be taken as an endorsement of 1.75% as a ceiling, however. The only point is to suggest a key level to watch in the week ahead. Things can still go either way.

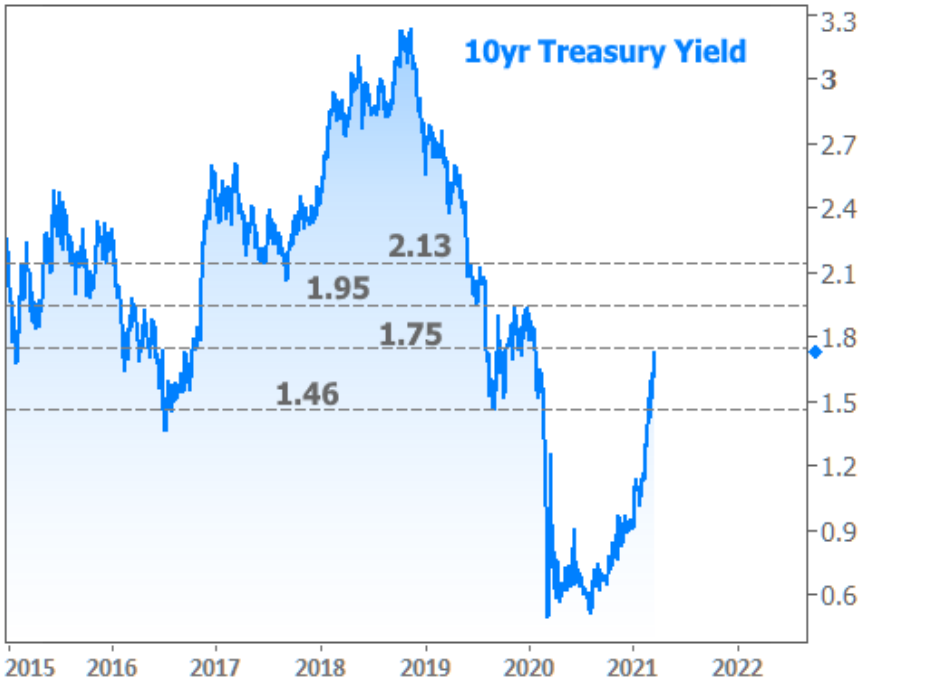

Subscribe to my newsletter online at: http://mortgageratesupdate.com/orlickigroup

Recent Economic Data

Date	Event	Actual	Forecast	Prior
Monday, Mar 15				
8:30AM	Mar NY Fed Manufacturing	17.4	14.50	12.10
Tuesday, Mar 16				
8:30AM	Feb Export prices mm (%)	1.6	0.9	2.5
8:30AM	Feb Retail Sales (%)	-3.0	-0.5	5.3
8:30AM	Feb Import prices mm (%)	1.3	1.2	1.4
9:15AM	Feb Industrial Production (%)	-2.2	0.3	0.9
10:00AM	Mar NAHB housing market indx	82	83	84
10:00AM	Jan Business Inventories (%)	0.3	0.3	0.6
Wednesday, Mar 17				
7:00AM	w/e MBA Purchase Index	294.3		289.0
7:00AM	w/e MBA Refi Index	3504.9		3658.8
8:30AM	Feb House starts mm: change (%)	-10.3		-6.0

Event Importance:

No Stars = Insignificant
☆ Low
★ Moderate
★★ Important
★★ Very Important

© 2026 MBS Live, LLC. - This newsletter is a service of MarketNewsletters.com.

The interest rates provided in this newsletter are national averages from independent data sources. Rate/APR terms may differ from those listed above based on the creditworthiness of the borrower. All information provided "as is" for informational purposes only, not intended for trading purposes or financial advice.

Read or subscribe to my newsletter online at: http://mortgageratesupdate.com/orlickigroup

Date	Event	Actual	Forecast	Prior
8:30AM	Feb Housing starts number mm (ml)	1.421	1.560	1.580
8:30AM	Feb Building permits: number (ml)	1.682	1.750	1.886
8:30AM	Feb Build permits: change mm (%)	-10.8		10.7
2:00PM	N/A FOMC rate decision (%)	0 - 0.25	0.125	0.125
2:30PM	Powell Press Conference			
Thursday, Mar 18				
8:30AM	Mar Philly Fed Business Index	51.8	23.0	23.1
8:30AM	w/e Jobless Claims (k)	770	730	712
10:00AM	Feb Leading index chg mm (%)	0.2	0.3	0.5
Monday, Mar 22				
10:00AM	Feb Existing home sales (ml)	6.22	6.50	6.69
10:00AM	Feb Exist. home sales % chg (%)	-6.6	-3.0	0.6
Tuesday, Mar 23				
10:00AM	Feb New Home Sales (%) (%)	-18.2	-6.5	4.3
10:00AM	Feb New Home Sales (ml)	0.775	0.875	0.923
Wednesday, Mar 24				
7:00AM	w/e MBA Purchase Index	301.9		294.3
7:00AM	w/e MBA Refi Index	3325.3		3504.9
8:30AM	Feb Durable goods (%)	-1.1	0.8	3.4
9:45AM	Mar PMI-Composite (source:Markit)	59.1		59.5
1:00PM	5-Yr Note Auction (bl)	61		
Thursday, Mar 25				
8:30AM	Q4 GDP Final (%)	4.3	4.1	4.1
1:00PM	7-Yr Note Auction (bl)	62		
Friday, Mar 26				
9:30AM	Feb Core PCE Inflation (y/y) (%)	1.4	1.5	1.5
10:00AM	Mar Consumer Sentiment (ip)	84.9	83.6	83.0
Wednesday, Jul 21				
1:00PM	20yr Treasury Auction			

© 2026 MBS Live, LLC. - This newsletter is a service of MarketNewsletters.com.

The interest rates provided in this newsletter are national averages from independent data sources. Rate/APR terms may differ from those listed above based on the creditworthiness of the borrower. All information provided "as is" for informational purposes only, not intended for trading purposes or financial advice.

Read or subscribe to my newsletter online at: http://mortgageratesupdate.com/orlickigroup

The Orlicki Group is one of the leading resources for your mortgage needs.

As a licensed mortgage originator I work hand-in-hand with homebuyers and homeowners to explore and secure or refinance loans that suit their needs. Guiding and advising my clients every step of the way, from application to closing, I can help them strategically plan a financially sound mortgage aligned to their long-term goals. Our website also contains some beneficial mortgage tools for you to use. As always this is free information and you should contact us for professional advice if you need it.

Oliver Orlicki 

© 2026 MBS Live, LLC. - This newsletter is a service of MarketNewsletters.com.

The interest rates provided in this newsletter are national averages from independent data sources. Rate/APR terms may differ from those listed above based on the creditworthiness of the borrower. All information provided "as is" for informational purposes only, not intended for trading purposes or financial advice.

Read or subscribe to my newsletter online at: http://mortgageratesupdate.com/orlickigroup