

Oliver Orlicki
Owner/Team Leader, The Orlicki Group, LLC
NMLS 205123
401 E Jackson St, Suite 2340 Tampa, Florida 33602

Office: (813) 302-1616
Mobile: (813) 280-4925
oliver@orlickigroup.com
View My Website

2020 Refi Boom is Official, But For How Long?

As interest rates moved in an ever-narrower pattern in the 2nd half of 2019, we looked to early 2020 to break that cycle, for better or worse. So far, 2020 has delivered on the promise of increased volatility, but not for the reasons anyone expected.

There was a far better case to be made for the risk of **rising rates** in the new year. This had to do with their recent, extended stay at long term lows--largely due to trade war uncertainty--coupled with the fact that trade war uncertainty was beginning to clear up.

While there was a bit of **upward** pressure on rates surrounding the phase 1 US/China trade deal, those concerns quickly took a back seat to January's unexpected events. The threat of a US/Iran war briefly sent shockwaves through the market earlier in the month, but ever since then, the coronavirus outbreak has been the dominant consideration for the bond market (which, of course, dictates interest rates).

In short, the coronavirus effect **abruptly** put an end to the trend of rising rates that had been in place ever since the trade war ushered in long-term lows last summer. This can be seen in the following chart of 10yr Treasury yields, which serve as an important benchmark for longer-term interest rates like mortgages.

National Average Mortgage Rates



Mortgage News Daily	Rate	Change	Points
30YR Fixed	7.34%	**+0.01**	0.00
15YR Fixed	6.89%	**0.00**	0.00
30YR FHA	6.96%	**+0.01**	0.00
30YR Jumbo	7.45%	**+0.01**	0.00
7/6 SOFR	6.83%	**+0.02**	0.00
30YR VA	6.97%	**0.00**	0.00

Rates as of: 11/23

MBS and Treasury

	Price / Yield	Change
MBS UMBS 6.0	99.57	+0.06
10 YR Treasury	4.9387	-0.0016
30 YR Treasury	5.3053	-0.0271

Pricing as of: 11/23 1:27PM EST

Recent Housing Data

		Value	Change
Mortgage Apps	Nov 11	199.8	-2.35%
Building Permits	Oct	1.3M	-7.5%
Housing Starts	Oct	1.31M	+7.21%
New Home Sales	Sep	676K	-1.17%
Pending Home Sales	Oct	63	-4.69%
Existing Home Sales	Oct	3.99M	+0.25%
Builder Confidence	Nov	25	-13.79%

© 2026 MBS Live, LLC. - This newsletter is a service of MarketNewsletters.com.

The interest rates provided in this newsletter are national averages from independent data sources. Rate/APR terms may differ from those listed above based on the creditworthiness of the borrower. All information provided "as is" for informational purposes only, not intended for trading purposes or financial advice.

Read or subscribe to my newsletter online at: http://mortgageratesupdate.com/orlickigroup



Looked at another way, we could simply say that rates were favoring the **higher** end of their post-trade-war range, marked by 10yr yields of 1.70% through 1.95% and that coronavirus brought them back into the **lower** half of the post-trade-war range.

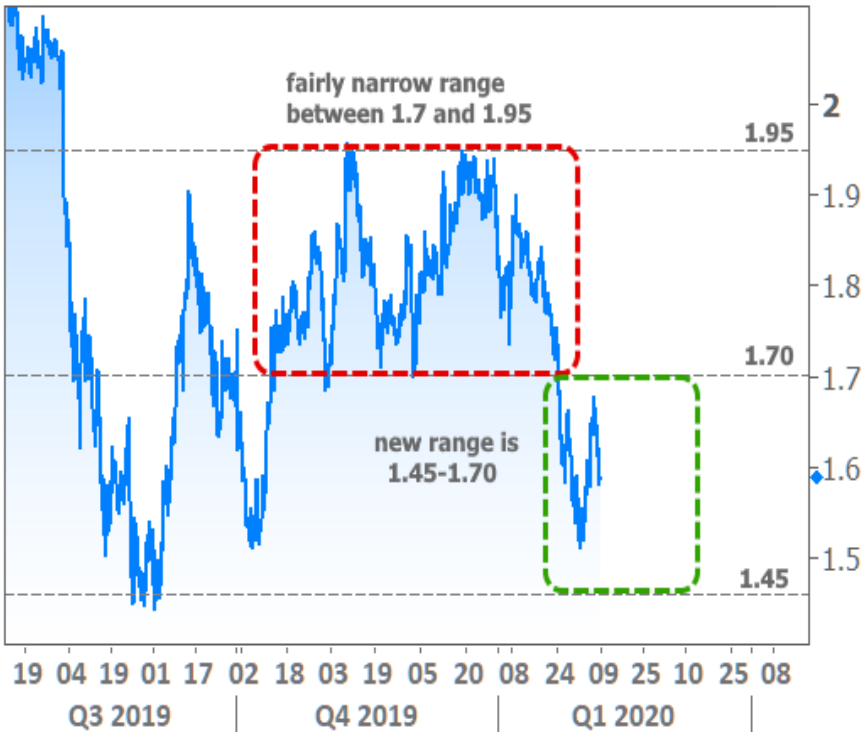

Mortgage rates have been moving in a similar direction to Treasuries during this time, but not always in lock-step. This first became readily apparent as rates plummeted in August. Mortgages were lower, yes, but not nearly as quickly as Treasury yields. That ultimately proved useful, however.

© 2026 MBS Live, LLC. - This newsletter is a service of MarketNewsletters.com.

The interest rates provided in this newsletter are national averages from independent data sources. Rate/APR terms may differ from those listed above based on the creditworthiness of the borrower. All information provided "as is" for informational purposes only, not intended for trading purposes or financial advice.

Read or subscribe to my newsletter online at: http://mortgageratesupdate.com/orlickigroup

As Treasury yields began to rise, investors started worrying about a big bounce in rates, but mortgages were able to remain more calm by comparison. This improved the flow of business both for purchases and refinances. It also allowed **time** for the mortgage market to adjust to the new rate range and position itself to take better advantage of the next move. That's exactly what's happened over the past 3 weeks as the average 30yr fixed mortgage rate managed to drop at a much more comparable pace to Treasury yields.

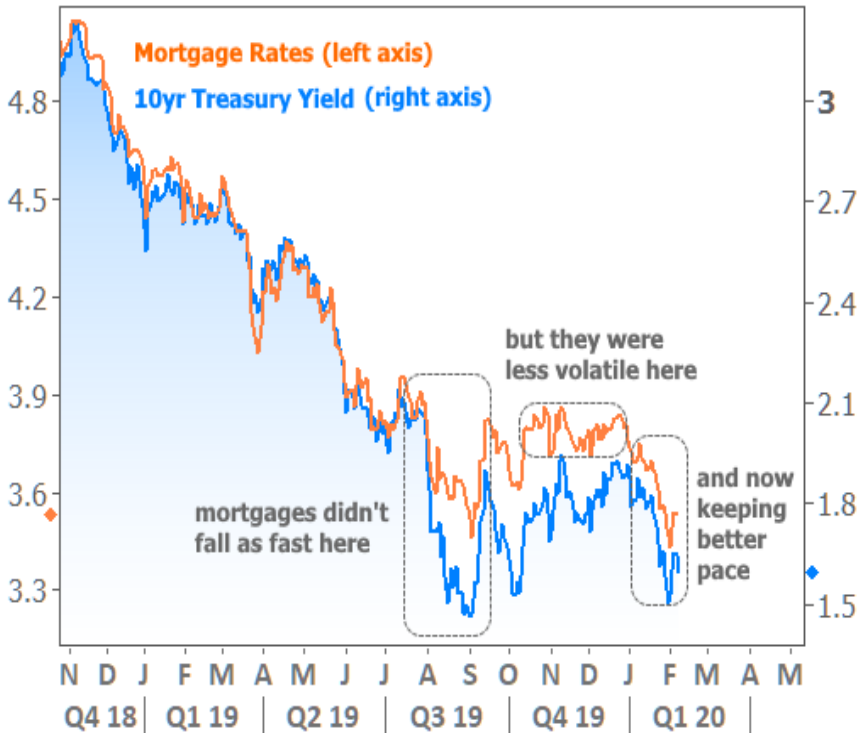

All of the above adds up to a **fairly intense level of activity** in the mortgage market. Purchase apps may have lost a small amount of ground this week, but overall (and in annual terms), they continue to push post-crisis records.

Refi apps may never make it back to the post-crisis records seen during the golden age of low, stable rates in 2012, but they just hit the next most impressive milestone by breaking 2016's weekly application record. That qualified as a **"refi boom"** then, and it qualifies now.

© 2026 MBS Live, LLC. - This newsletter is a service of MarketNewsletters.com.

The interest rates provided in this newsletter are national averages from independent data sources. Rate/APR terms may differ from those listed above based on the creditworthiness of the borrower. All information provided "as is" for informational purposes only, not intended for trading purposes or financial advice.

Read or subscribe to my newsletter online at: http://mortgageratesupdate.com/orlickigroup

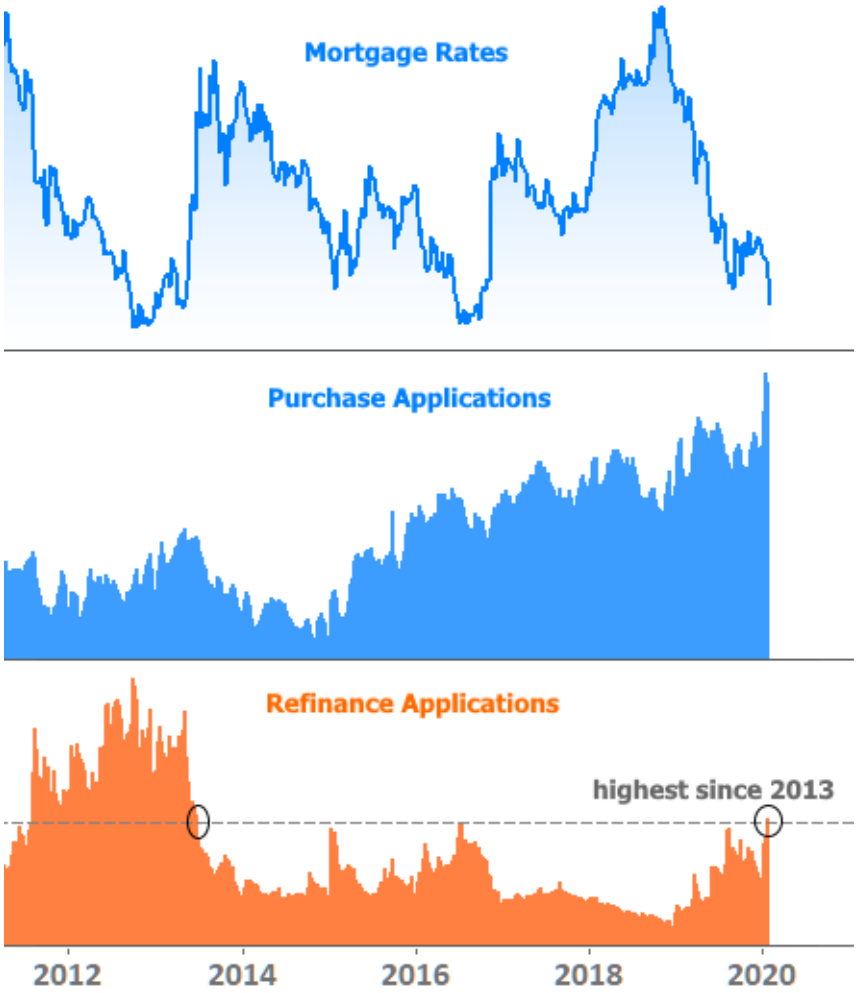

How long can this last and how low could rates go? Accurately answering that question requires clarity on the coronavirus outbreak. Granted, this isn't the only consideration for rates, but it's definitely still the biggest one. The bottom of the recent move in rates coincided perfectly with the peak level of uncertainty in mainland China's financial markets (which were closed for the new year holiday at the end of January).

As soon as US markets could get a clear read on China's market response, fear was replaced with hope, momentum turned on a dime, and rates began to head higher. (NOTE: in the chart below, Hong Kong's stock exchange is used in order to show more market activity, and it reopened several days before mainland China's Shanghai index).

© 2026 MBS Live, LLC. - This newsletter is a service of MarketNewsletters.com.

The interest rates provided in this newsletter are national averages from independent data sources. Rate/APR terms may differ from those listed above based on the creditworthiness of the borrower. All information provided "as is" for informational purposes only, not intended for trading purposes or financial advice.

Read or subscribe to my newsletter online at: http://mortgageratesupdate.com/orlickigroup

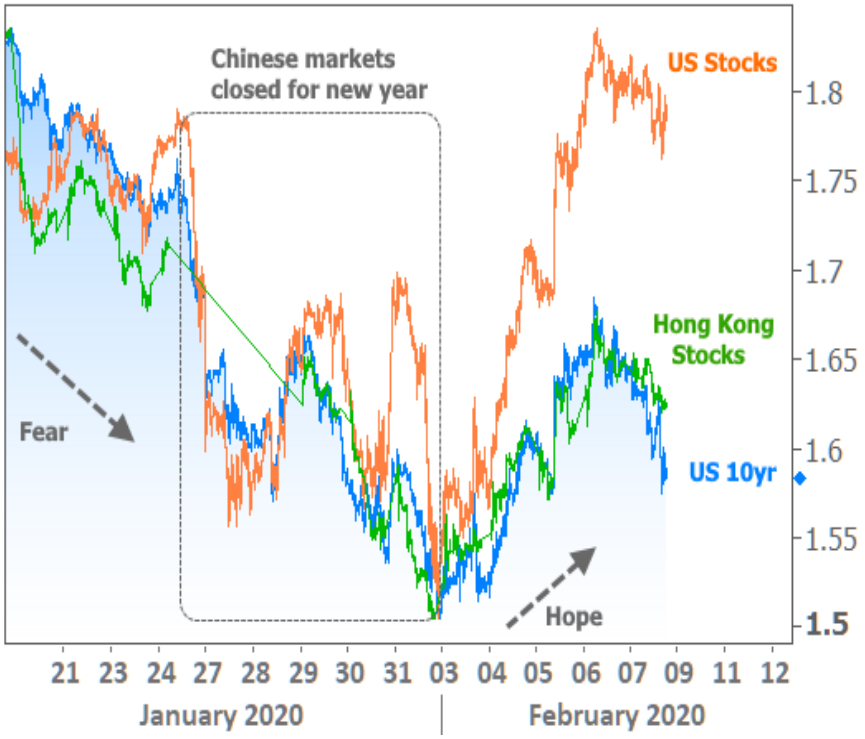

If you'd asked the average market analyst on Wednesday, they would have been more likely to tell you the coronavirus move was **over** and markets were beginning to correct back in the other direction. But then this happened:

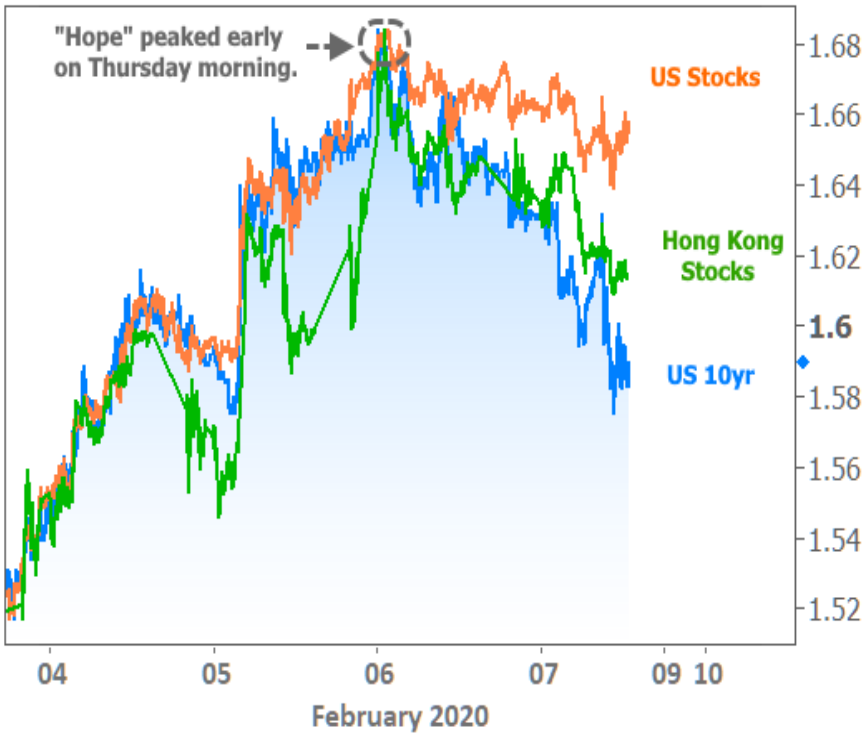

In other words, **the drama has yet to play out**. The first 3 days of the week represented more of an 'opening of floodgates' that allowed traders to get a better read on China's market response. They were prepared for the worst and found that they were just a bit over-prepared. The past 2 days suggest that "**fear**" has yet to be permanently replaced by "**hope**" with respect to coronavirus.

© 2026 MBS Live, LLC. - This newsletter is a service of MarketNewsletters.com.

The interest rates provided in this newsletter are national averages from independent data sources. Rate/APR terms may differ from those listed above based on the creditworthiness of the borrower. All information provided "as is" for informational purposes only, not intended for trading purposes or financial advice.

Read or subscribe to my newsletter online at: http://mortgageratesupdate.com/orlickigroup

When that happens (and it will), traders will still be asking themselves what the lasting **economic** impact will be. As always, if the global economy is weaker than expected, upward pressure on rates will be limited. That said, some measure of upward pressure is still the baseline assumption. So at the very least, those who don't want to miss out on this refi boom should probably get their ducks in a row sooner than later.

Subscribe to my newsletter online at: http://mortgageratesupdate.com/orlickigroup

Recent Economic Data

Date	Event	Actual	Forecast	Prior
Monday, Feb 03				
10:00AM	Jan ISM Manufacturing PMI	50.9	48.5	47.2
10:00AM	Dec Construction spending (%)	-0.2	0.5	0.6
Tuesday, Feb 04				
10:00AM	Dec Factory orders mm (%)	1.8	1.2	-0.7
Wednesday, Feb 05				
7:00AM	w/e MBA Purchase Index	283.8		313.7
7:00AM	w/e Mortgage Refinance Index	2975.7		2581.2
8:15AM	Jan ADP National Employment (k)	291	156	202
10:00AM	Jan ISM N-Mfg PMI	55.5	55.0	55.0
Thursday, Feb 06				
8:30AM	w/e Jobless Claims (k)	202	210	216
Friday, Feb 07				
8:30AM	Jan Non-farm payrolls (k)	225	160	145
8:30AM	Jan Unemployment rate mm (%)	3.6	3.5	3.5
10:00AM	Dec Wholesale inventories mm (%)	-0.2	-0.1	-0.1
Tuesday, Feb 11				
1:00PM	3-Yr Note Auction (bl)	38		
Wednesday, Feb 12				
7:00AM	w/e MBA Purchase Index	267.4		283.8
7:00AM	w/e Mortgage Refinance Index	3123.6		2975.7
Thursday, Feb 13				
8:30AM	Jan Core CPI (Annual) (%)	+2.3	2.2	2.3
8:30AM	w/e Jobless Claims (k)	205	210	202
Friday, Feb 14				
8:30AM	Jan Retail Sales (%)	0.3	0.3	0.3
8:30AM	Jan Import prices mm (%)	0.0	-0.2	0.3
8:30AM	Jan Export prices mm (%)	0.7	-0.1	-0.2
9:15AM	Jan Industrial Production (%)	-0.3	-0.2	-0.3
10:00AM	Feb Consumer Sentiment	100.9	99.5	99.8

Event Importance:

No Stars = Insignificant
☆ Low
★ Moderate
★★ Important
★★ Very Important

© 2026 MBS Live, LLC. - This newsletter is a service of MarketNewsletters.com.

The interest rates provided in this newsletter are national averages from independent data sources. Rate/APR terms may differ from those listed above based on the creditworthiness of the borrower. All information provided "as is" for informational purposes only, not intended for trading purposes or financial advice.

Read or subscribe to my newsletter online at: http://mortgageratesupdate.com/orlickigroup

Date	Event	Actual	Forecast	Prior
10:00AM	Dec Business Inventories (%)	+0.1	0.1	-0.2
Tuesday, Apr 07				
1:00PM	10-yr Note Auction (bl)	25		
Wednesday, Apr 08				
1:00PM	30-Yr Bond Auction (bl)	17		

The Orlicki Group is one of the leading resources for your mortgage needs.

As a licensed mortgage originator I work hand-in-hand with homebuyers and homeowners to explore and secure or refinance loans that suit their needs. Guiding and advising my clients every step of the way, from application to closing, I can help them strategically plan a financially sound mortgage aligned to their long-term goals. Our website also contains some beneficial mortgage tools for you to use. As always this is free information and you should contact us for professional advice if you need it.

Oliver Orlicki 

© 2026 MBS Live, LLC. - This newsletter is a service of MarketNewsletters.com.

The interest rates provided in this newsletter are national averages from independent data sources. Rate/APR terms may differ from those listed above based on the creditworthiness of the borrower. All information provided "as is" for informational purposes only, not intended for trading purposes or financial advice.

Read or subscribe to my newsletter online at: http://mortgageratesupdate.com/orlickigroup