



Matt Stout

Loan Originator, Consumers Financial Mortgage
 NMLS# 248427
 2834 S Highland Dr Salt Lake City, UT 84106

Mobile: 801-599-5363
greenteam@icansavemoney.com
[View My Website](#)

Fed Hikes Rates. Rates Fall. Here's How That Works

The Federal Reserve (or "The Fed") hiked rates this week, but mortgage rates fell. Believe it or not, this actually **doesn't** violate the rules of the universe.

There are all kinds of rates. Some are fixed. Some are adjustable. Some apply to longer-term debt (like mortgages) while others govern very short time frames (like overnight!). Short and long term rates **can** affect one another, but they don't **always** move in the same direction or by the same amount.

The rate the Fed adjusts (aptly named, the Fed Funds Rate), governs only the shortest-time frames (generally overnight loans among big banks). That means mortgage rates don't have to follow the Fed Funds Rate, even though Fed policy has a profound effect on overall interest rate volatility.

The reason that mortgage rates fell after the Fed rate hike this week is even **easier** to understand. It has to do with how traders account for probabilities. After all, since we're dealing with large amounts of money, we might as well trade like the Fed already hiked rates if we're **pretty sure** they're going to.

Simply put, **EVERYONE** responsible for trading the bonds that govern interest rates (and I do mean every last person without a single exception) was **well aware** that the Fed was almost certain to hike rates this week. The Fed was by no means shy about telegraphing its intention.

That means rates had **long since adjusted** to the probability--so much so that the hike itself was a non-event. This isn't a new phenomenon. In fact, rates often RISE in the weeks and months leading up to a Fed rate hike only to fall after the hike itself.

National Average Mortgage Rates



	Rate	Change	Points
Mortgage News Daily			
30 Yr. Fixed	6.86%	-0.05	0.00
15 Yr. Fixed	6.31%	-0.02	0.00
30 Yr. FHA	6.32%	-0.06	0.00
30 Yr. Jumbo	7.04%	-0.03	0.00
5/1 ARM	6.53%	-0.02	0.00
Freddie Mac			
30 Yr. Fixed	6.78%	-0.08	0.00
15 Yr. Fixed	6.07%	-0.09	0.00

Rates as of: 7/26

Market Data

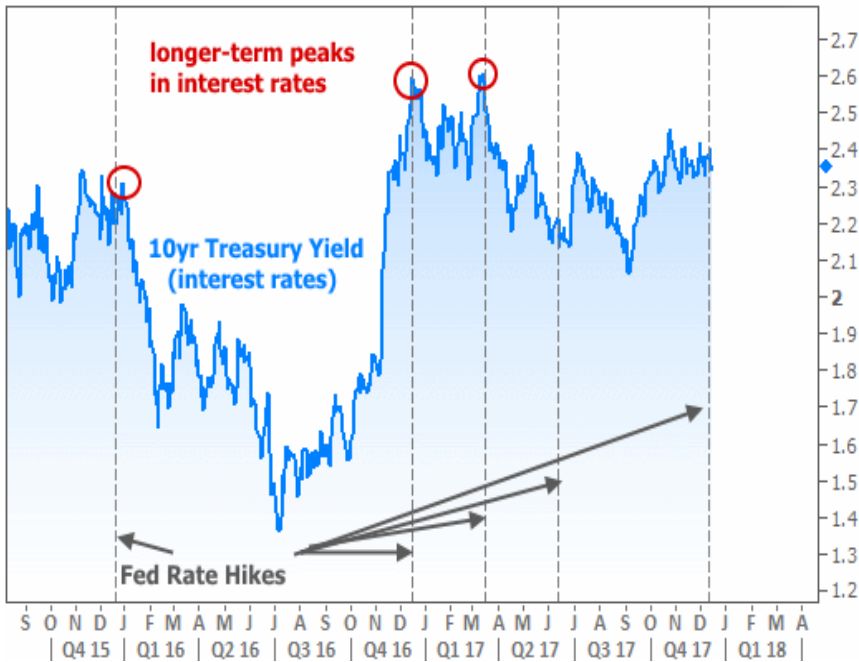
	Price / Yield	Change
MBS UMBS 5.5	99.68	+0.27
MBS GNMA 5.5	99.98	+0.13
10 YR Treasury	4.1958	-0.0474
30 YR Treasury	4.4523	-0.0305

Pricing as of: 7/26 5:59PM EST

Recent Housing Data

		Value	Change
Mortgage Apps	Jul 10	206.1	-0.19%
Building Permits	Mar	1.46M	-3.95%
Housing Starts	Mar	1.32M	-13.15%
New Home Sales	Mar	693K	+4.68%
Pending Home Sales	Feb	75.6	+1.75%
Existing Home Sales	Feb	3.97M	-0.75%
Builder Confidence	Mar	51	+6.25%

Rates and Rate Hikes



Other parts of this week's Fed communications were **still important**, but they actually helped rates move LOWER. Chief among these were the Fed's **economic projections**.

The most important component of the projections is a list (a "dot plot" actually) of where every Fed member thinks the Fed rate will be in the coming years. This is essentially the Fed's **rate hike outlook**, and bond markets usually react to it.

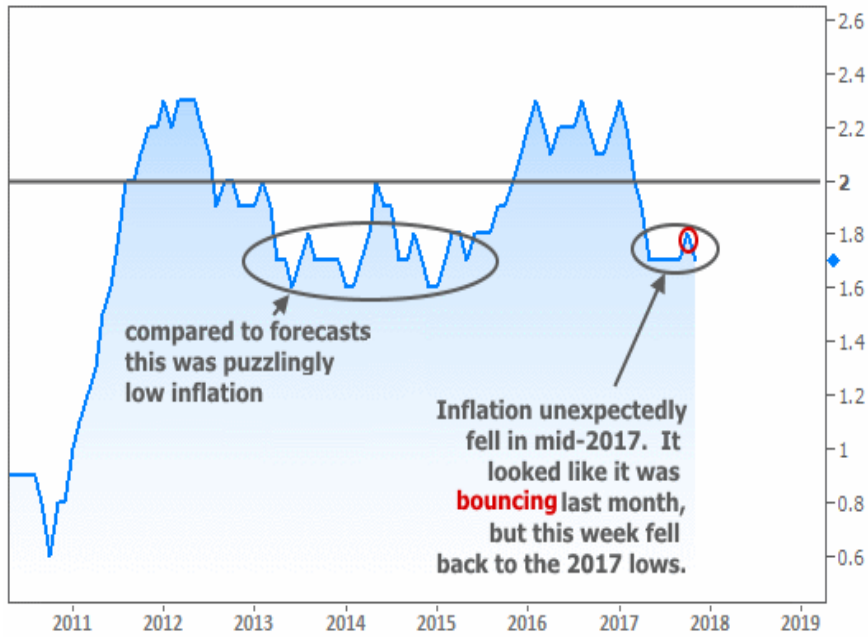
In the current case, the rate hike outlook **didn't** accelerate as much as it did the last time it was released in September. The Fed thinks it will probably hike 3-4 more times by the end of 2019 and then attempt to tread water there. As discussed above, traders already traded rates to their "**best guess**" levels. Since the new forecasts make the best-guess seem a bit high, traders could afford to trade rates slightly lower on Wednesday afternoon.

In addition to the Fed-related news, Wednesday also brought a key inflation report, the Consumer Price Index. The data is actually related to the market's outlook for Fed rate hikes because the Fed is seen as being **more likely to hike** when inflation is over 2% annually.

It looked like we were well on our way over 2% heading into 2017 (hence the increased pace of rate hikes seen in the 1st chart). Then, inflation suddenly fell to 2-year lows in June. It wasn't an isolated incident either. Core annual inflation remained at 1.7% for **5 straight months**. Even after attempting to calculate certain temporary variables, experts were puzzled.

It looked like bond markets could finally get back to the business of moving toward higher rates after last month's inflation report showed a lift-off. But on Wednesday morning (before the Fed), the Consumer Price Index showed core inflation **had fallen** right back to the recent floor.

Core Inflation



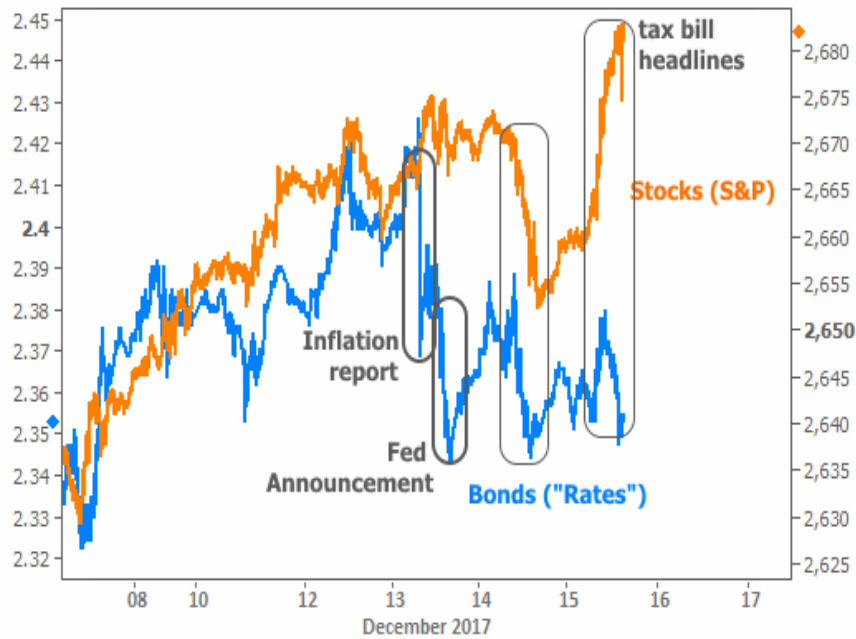
Granted, this may be **much ado about nothing** as inflation data shifts at a glacial pace at times. Nonetheless, traders want to see proof of higher inflation before they start pushing rates any higher than they already have.

One of the reasons rates have been pushed higher is the fear of future inflation due to expected fiscal policies. Not only would government spending (on the tax bill, for instance) potentially spur inflation, it also increases the amount of debt auctioned by Treasury. Higher Treasury supply pushes most domestic interest rates **higher**, including mortgages. That's why the tax bill has been such a **hot button** for rates.

The bill has also been a hot button for stocks, which is logical considering one of its hallmarks is a big, permanent corporate tax cut. **Both hot buttons** were pushed this week when, for 24 hours, markets worried that a few Republican senators were going to change their vote. (**Spoiler alert:** they didn't).

The back and forth made for a quick move **lower** in stocks and bonds on Thursday (mostly stocks) followed by a **bounce back** to higher levels on Friday (much higher for stocks). Bonds were clearly more concerned with the inflation/Fed combo on Wednesday while stocks are on the edge of their seat over the tax bill.

Stocks vs Bonds



As of Friday night, the final bill is drafted and officially filed, thus setting the stage for a vote next week. Several provisions have potentially serious repercussions for housing and mortgage markets. We've discussed those in previous newsletters, and will be breaking them down in greater detail in the coming weeks.

Subscribe to my newsletter online at: <http://mortgageratesupdate.com/mattstoutmortgagenavigator>

Recent Economic Data

Date	Event	Actual	Forecast	Prior
Monday, Dec 11				
11:30AM	3-Yr Note Auction (bl)	24		
Tuesday, Dec 12				
8:30AM	Nov Producer Prices (%)	0.4	0.3	0.4
8:30AM	Nov Core Producer Prices YY (%)	2.4	2.3	2.4
Wednesday, Dec 13				
7:00AM	w/e MBA Purchase Index	247.9		250.6
7:00AM	w/e Mortgage Refinance Index	1281.0		1313.9
8:30AM	Nov CPI mm, sa (%)	0.4	0.2	0.1
8:30AM	Nov Core CPI Year/Year (%)	1.7	1.8	1.8
2:00PM	N/A FOMC rate decision (%)	1.250 - 1.500	1.375	1.125
Thursday, Dec 14				
8:30AM	Nov Retail Sales (%)	0.8	0.5	0.2
8:30AM	Nov Import prices mm (%)	0.7	0.7	0.2
8:30AM	Nov Export prices mm (%)	0.5	0.2	0.0
8:30AM	w/e Jobless Claims (k)	225	234	236
10:00AM	Oct Business Inventories (%)	-0.1	-0.1	0.0

Event Importance:

- No Stars = Insignificant
- ☆ Low
- ★ Moderate
- ★★ Important
- ★★★ Very Important

Date	Event	Actual	Forecast	Prior
Friday, Dec 15				
8:30AM	Dec NY Fed Manufacturing	18.00	18.60	19.40
9:15AM	Nov Industrial Production (%)	0.2	0.3	0.9
9:15AM	Nov Capacity Utilization (%)	77.1	77.2	77.0
Monday, Dec 18				
10:00AM	Dec NAHB housing market indx	74	70	70
Tuesday, Dec 19				
8:30AM	Nov Building permits: number (ml)	1.298	1.273	1.316
8:30AM	Nov Housing starts number mm (ml)	1.297	1.250	1.290
Wednesday, Dec 20				
7:00AM	w/e Mortgage Market Index	379.2		398.8
10:00AM	Nov Existing home sales (ml)	5.81	5.52	5.48
Thursday, Dec 21				
8:30AM	Q3 GDP Final (%)	3.2	3.3	3.3
8:30AM	Dec Philly Fed Business Index	26.2	21.5	22.7
8:30AM	w/e Jobless Claims (k)	245	239	225
9:00AM	Oct Monthly Home Price mm (%)	0.5		0.3
10:00AM	Nov Leading index chg mm (%)	0.4	0.4	1.2
1:00PM	5-Yr Note Auction (bl)	14		
Friday, Dec 22				
8:30AM	Nov Personal Income (%)	0.3	0.4	0.4
8:30AM	Nov Consumer Spending (Consumption) (%)	0.6	0.5	0.3
8:30AM	Nov Durable goods (%)	1.3	2.0	-0.8
10:00AM	Nov New home sales-units mm (ml)	0.733	0.654	0.685
10:00AM	Dec U Mich Sentiment Final (ip)	95.9	97.1	96.8
Wednesday, Jan 10				
1:00PM	10-yr Note Auction (bl)	20		
Thursday, Jan 11				
1:00PM	30-Yr Bond Auction (bl)	12		

Getting a mortgage doesn't have to be painful!

I call myself a Mortgage Navigator because I feel it is my duty to give you the best information possible, not matter what! I love making homebuyers homeowners! I've been a mortgage broker for 29 years and compare options from multiple lenders, delivering 5 ⭐ rates & service. Combined with my goal based mortgage planning, my desire is to help people make the best mortgage decisions while making the process less annoying and more fun. Not sure where to start?.. give me a call at 800-340-5465 or visit www.IcanSaveMortgage to find your best options today. Be sure to check out my YouTube channel link below for more helpful mortgage information.

Matt Stout

