



Matt Stout

Loan Originator, Consumers Financial Mortgage
 NMLS# 248427
 2834 S Highland Dr Salt Lake City, UT 84106

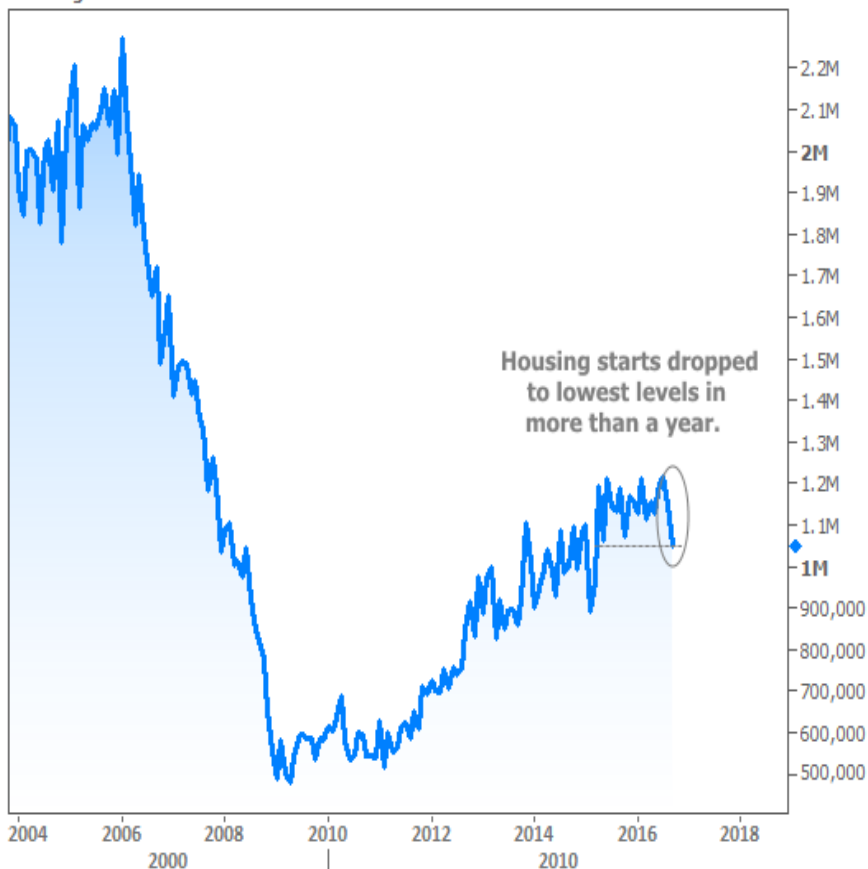
Mobile: 801-599-5363
greenteam@icansavemoney.com
[View My Website](#)

Housing and Rates in Trouble? It Depends

This week, a [report from Fannie Mae](#) suggests the housing market is **losing momentum** due to declines in single family construction spending and the prospect of higher interest rates in the future. Whether or not this should be troubling is a matter of perspective.

It is true that certain construction metrics have been **lagging**. In a [separate report](#) this week, housing starts fell sharply to their lowest levels in more than a year.

Housing Starts



In and of itself, this drop in Housing Starts **could be** troubling, but by the time we look at the week's other data, the situation doesn't seem so dire.

Right off the bat, it's **important to remember** that any monthly economic data is inherently volatile. One rogue month of weakness in Housing Starts (down 9.0%) doesn't speak to a shift in the bigger picture. A stronger case could be made if the other housing-related data was similarly weak, but if anything,

National Average Mortgage Rates



	Rate	Change	Points
Mortgage News Daily			
30 Yr. Fixed	6.43%	+0.02	0.00
15 Yr. Fixed	5.95%	0.00	0.00
30 Yr. FHA	5.82%	+0.02	0.00
30 Yr. Jumbo	6.62%	0.00	0.00
5/1 ARM	6.28%	-0.01	0.00
Freddie Mac			
30 Yr. Fixed	6.35%	-0.51	0.00
15 Yr. Fixed	5.51%	-0.65	0.00

Rates as of: 8/30

Market Data

	Price / Yield	Change
MBS UMBS 5.0	99.37	+0.02
MBS GNMA 5.0	99.93	+0.02
10 YR Treasury	3.9068	+0.0029
30 YR Treasury	4.1960	+0.0028

Pricing as of: 9/1 7:34PM EST

Recent Housing Data

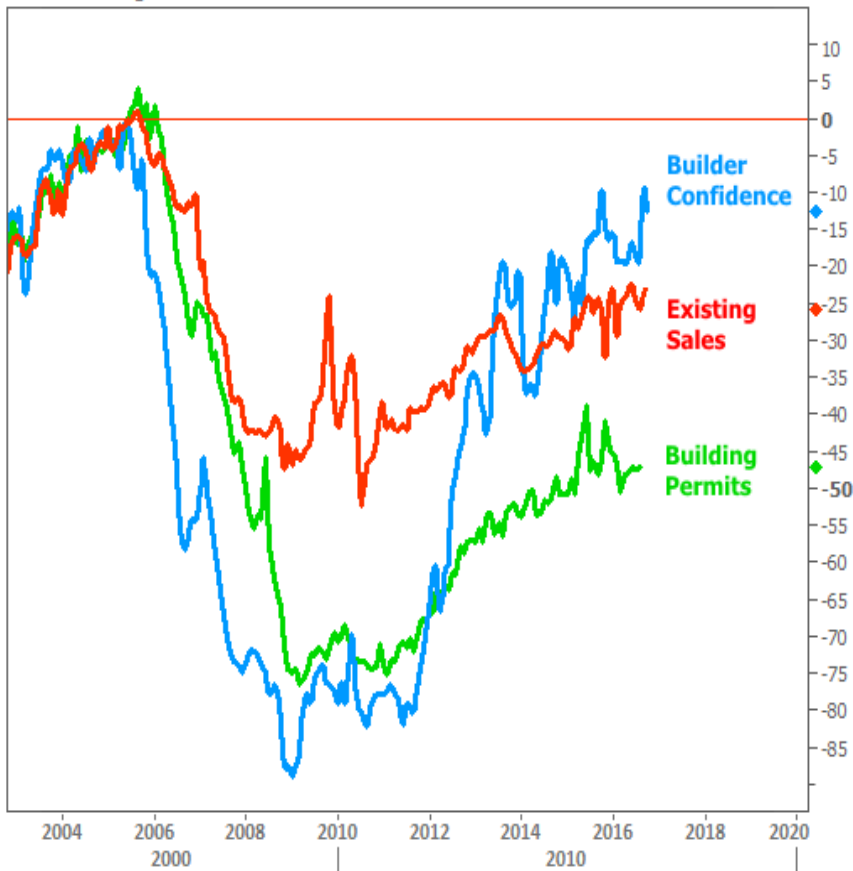
		Value	Change
Mortgage Apps	Aug 28	226.9	+0.49%
Building Permits	Mar	1.46M	-3.95%
Housing Starts	Mar	1.32M	-13.15%
New Home Sales	Mar	693K	+4.68%
Pending Home Sales	Feb	75.6	+1.75%
Existing Home Sales	Feb	3.97M	-0.75%
Builder Confidence	Mar	51	+6.25%

this week's data argues the opposite.

In the same report as Housing Starts, Building Permits told a completely **different story**, rising 6.3% from last month and 8.5% from last year. **Builder Confidence** fell, but remained at the 2nd highest level of the year.

Existing home sales were **unabashedly strong**, not to mention first-time buyer participation at a 4-year high, and a 5.6% annual improvement in prices. The following chart shows how several of these metrics have evolved (in terms of percent change) from "peak housing data" in June 2005.

Percent Change From June 2005



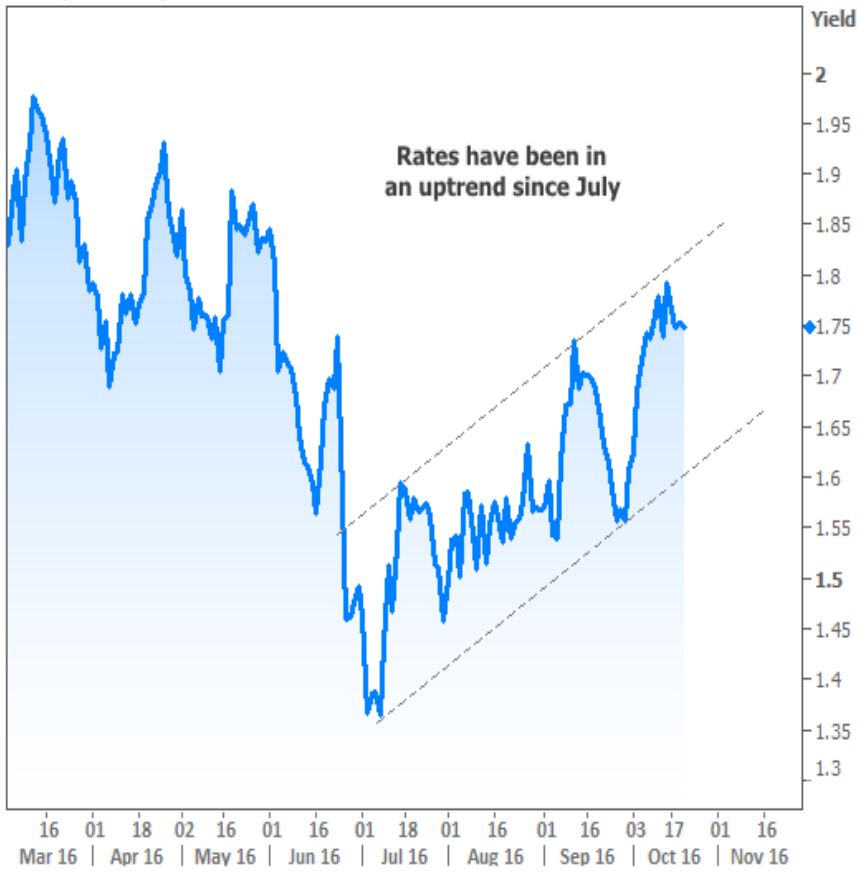
Clearly, the housing market is **not "in trouble"** at the moment. Waning momentum, on the other hand, is a possibility we have to consider.

The waning momentum thesis relies, in part, on the **expectation of higher rates**. Fannie, and others, are worried that rates could now be at greater risk of a long-term uptrend as global central banks begin unwinding their easy money policies.

This fear is quite valid. Indeed, rates are only as low as they are due to global central bank monetary policy. Naturally, if the European Central Bank (ECB) announced its intention to taper asset purchases as the Fed did in 2013, a similar **taper tantrum** could be the result.

Markets have been **concerned enough** about another taper tantrum that rates have been moving steadily higher in anticipation. Whether or not they're "high" on an outright basis, is a matter of perspective. After all, they've only been this low for this long one other time in history. (The following chart uses 10yr Treasury yields as proxy for movement in longer-term rates like mortgages.)

US 10yr Treasury



US 10yr Treasury



The preceding chart is **bittersweet**. It's great that rates have been so low, but it also serves as a reminder of just how quickly they can move higher. Keep in mind that almost no one expected mortgage rates in the 3% range again the 2013 taper tantrum, yet here we are.

If the ECB does indeed cause a similar tantrum things **could get scary** in the same way they were scary in 2013. But at that point, the global economy would need to be firing on most of its cylinders in order to keep rates heading higher. Otherwise, there's no reason to believe the life-expectancy of a new taper tantrum would be better than the old one.

Subscribe to my newsletter online at: <http://mortgageratesupdate.com/mattstoutmortgagenavigator>

Recent Economic Data

Date	Event	Actual	Forecast	Prior
Monday, Oct 17				
8:30AM	Oct NY Fed manufacturing	-6.8	1.00	-1.99
9:15AM	Sep Industrial output mm (%)	+0.1	0.1	-0.4
Tuesday, Oct 18				
8:30AM	Sep CPI mm, sa (%)	+0.3	0.3	0.2
8:30AM	Sep Core CPI mm, sa (%)	+0.1	0.2	0.3
Wednesday, Oct 19				
7:00AM	w/e Mortgage Market Index	512.9		509.6
8:30AM	Sep Building permits: number (ml)	1.225	1.165	1.152
8:30AM	Sep Housing starts number mm (ml)	1.047	1.175	1.142
Thursday, Oct 20				
8:30AM	Oct Philly Fed Business Index	9.7	5.3	12.8
10:00AM	Sep Existing home sales (ml)	5.47	5.35	5.33
Tuesday, Oct 25				
9:00AM	Aug CaseShiller 20 yy (%)	+5.1	5.0	5.0
10:00AM	Oct Consumer confidence	98.6	101.0	104.1
1:00PM	2-Yr Note Auction (bl)	26		
Wednesday, Oct 26				
10:00AM	Sep New home sales-units mm (ml)	0.593	0.600	0.609
1:00PM	5-Yr Note Auction (bl)	34		
Thursday, Oct 27				
8:30AM	Sep Durable goods (%)	-0.1	0.1	0.1
10:00AM	Sep Pending homes index	110.0		108.5
1:00PM	7-Yr Note Auction (bl)	28		
Friday, Oct 28				
8:30AM	Q3 Employment costs (%)	+0.6	0.6	0.6
8:30AM	Q3 GDP Advance (%)	+2.9	2.5	1.4
10:00AM	Oct U Mich Sentiment Final (ip)	87.2	88.1	87.9
Tuesday, Mar 21				

Event Importance:

No Stars = Insignificant

☆ Low

★ Moderate

★★ Important

★★★ Very Important

Date	Event	Actual	Forecast	Prior
11:30AM	26-Week Bill Auction (bl)	55		

Getting a mortgage doesn't have to be painful!

I call myself a Mortgage Navigator because I feel it is my duty to give you the best information possible, not matter what! I love making homebuyers homeowners! I've been a mortgage broker for 29 years and compare options from multiple lenders, delivering 5 ⭐ rates & service. Combined with my goal based mortgage planning, my desire is to help people make the best mortgage decisions while making the process less annoying and more fun. Not sure where to start?.. give me a call at 800-340-5465 or visit www.IcanSaveMortgage to find your best options today. Be sure to check out my YouTube channel link below for more helpful mortgage information.

Matt Stout

