Jeff Schlesinger
Senior Mortgage Banker, LendWise Mortgage
NMLS 316097 CADRE 01738366
21800 Oxnard Street, Suite 220 Woodland Hills, CA 91367

Office: (310) 893-3390
Jeff@JeffSchlesinger.com
View My Website

Time to Start Thinking About Incredibly High Volatility Potential

This newsletter series spent 3 straight weeks trying to remind readers that mortgage rates could go higher after the Fed rate cut, and then several more weeks warning about the high stakes jobs report. We had no way of knowing how the future would play out then, and that continues to be the case, but it's time to get the next big warning on the table.

The past 5 months have seen some decent examples of volatility in financial markets, including mortgage rates. But the past week and a half has done a lousy job of preparing us for what could be a staggeringly volatile November.

Despite some headlines suggesting sharply higher mortgage rates this week (due to Freddie Mac's delayed weekly index), things have actually been mostly sideways since last Monday. That was the next business day after the big jobs report earlier in the month. Those two days accounted for 0.36% of upward movement in mortgage rates and we've stayed inside a 0.06% range ever since, according to MND's daily rate index.

MBS and Treasury

	Price / Yield	Change
MBS UMBS 6.0	99.67	+0.08
10 YR Treasury	4.9819	-0.0346
30 YR Treasury	5.3194	-0.0259

Pricing as of: 10/29 11:44AM EST

Recent Housing Data

		Value	Change
Mortgage Apps	Oct 14	188.6	-5.32%
Building Permits	Sep	1.4M	+0.43%
Housing Starts	Sep	1.22M	-4.24%
New Home Sales	Aug	684K	+12.69%
Pending Home Sales	Aug	71.2	0%
Existing Home Sales	Oct	3.99M	+0.25%
Builder Confidence	Oct	29	-9.38%

© 2026 MBS Live, LLC. - This newsletter is a service of MarketNewsletters.com.

The interest rates provided in this newsletter are national averages from independent data sources. Rate/APR terms may differ from those listed above based on the creditworthiness of the borrower. All information provided "as is" for informational purposes only, not intended for trading purposes or financial advice.

Read or subscribe to my newsletter online at: http://mortgageratesupdate.com/jeffschlesinger

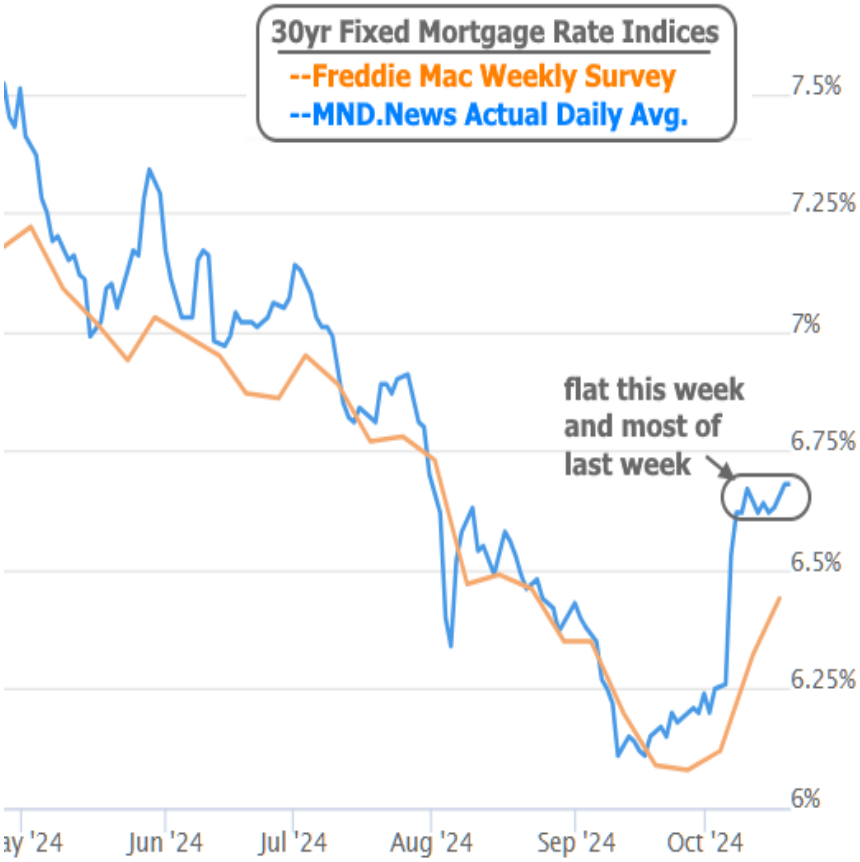

If you were tuned into interest rate and market movements in 2020-2022, you've already seen some real volatility. While potential isn't always realized, it's important to understand that the first 6 days of November could bring big changes to the market.

This isn't too hard to believe given all that can change after a presidential election, but the same 6 day window will also play host to another jobs report that's just as important as the last one.

One day after the election, we get the next Fed rate announcement, which has at least some chance to result in "no rate cut" after a double-sized cut at the last meeting. This is actually the least important ingredient in November's volatility cocktail, but largely because the market will try to adjust for the Fed ahead of time based on how the jobs report comes out.

Using 10yr Treasury yields as a benchmark for interest rate movement, let's refresh our memories as to the potential volatility associated with elections and the major policy changes that can follow (like the tax bill in late 2017).

© 2026 MBS Live, LLC. - This newsletter is a service of MarketNewsletters.com.

The interest rates provided in this newsletter are national averages from independent data sources. Rate/APR terms may differ from those listed above based on the creditworthiness of the borrower. All information provided "as is" for informational purposes only, not intended for trading purposes or financial advice.

Read or subscribe to my newsletter online at: http://mortgageratesupdate.com/jeffschlesinger

In this context, the election wasn't the biggest source of volatility, but in outright terms, it saw rates increase by over 1% with a majority of that occurring in the first few weeks. We'll dig into this topic a bit more next week, but for now, just be ready for a big move in either direction.

As for this week, it was forgettable enough that we don't need to spend any more time on it. Nonetheless, we had some charts ready to go and everyone likes charts. So here they are... submitted without (much) comment:

© 2026 MBS Live, LLC. - This newsletter is a service of MarketNewsletters.com.

The interest rates provided in this newsletter are national averages from independent data sources. Rate/APR terms may differ from those listed above based on the creditworthiness of the borrower. All information provided "as is" for informational purposes only, not intended for trading purposes or financial advice.

Read or subscribe to my newsletter online at: http://mortgageratesupdate.com/jeffschlesinger

The chart above covers the 3 main components of the Census Bureau's new residential construction report. The chart below is the same thing on a longer timeline. The only interesting thing to see here is the different takeaways about the construction side of the housing industry depending on permits/starts versus actual completions.

© 2026 MBS Live, LLC. - This newsletter is a service of MarketNewsletters.com.

The interest rates provided in this newsletter are national averages from independent data sources. Rate/APR terms may differ from those listed above based on the creditworthiness of the borrower. All information provided "as is" for informational purposes only, not intended for trading purposes or financial advice.

Read or subscribe to my newsletter online at: http://mortgageratesupdate.com/jeffschlesinger

The next two charts focus on Thursday morning's econ data (the only day of the week with important data). Jobless Claims remained elevated, which would have helped bonds if they weren't elevated for temporary reasons. Moreover, traders expected claims to come in even higher.

© 2026 MBS Live, LLC. - This newsletter is a service of MarketNewsletters.com.

The interest rates provided in this newsletter are national averages from independent data sources. Rate/APR terms may differ from those listed above based on the creditworthiness of the borrower. All information provided "as is" for informational purposes only, not intended for trading purposes or financial advice.

Read or subscribe to my newsletter online at: http://mortgageratesupdate.com/jeffschlesinger

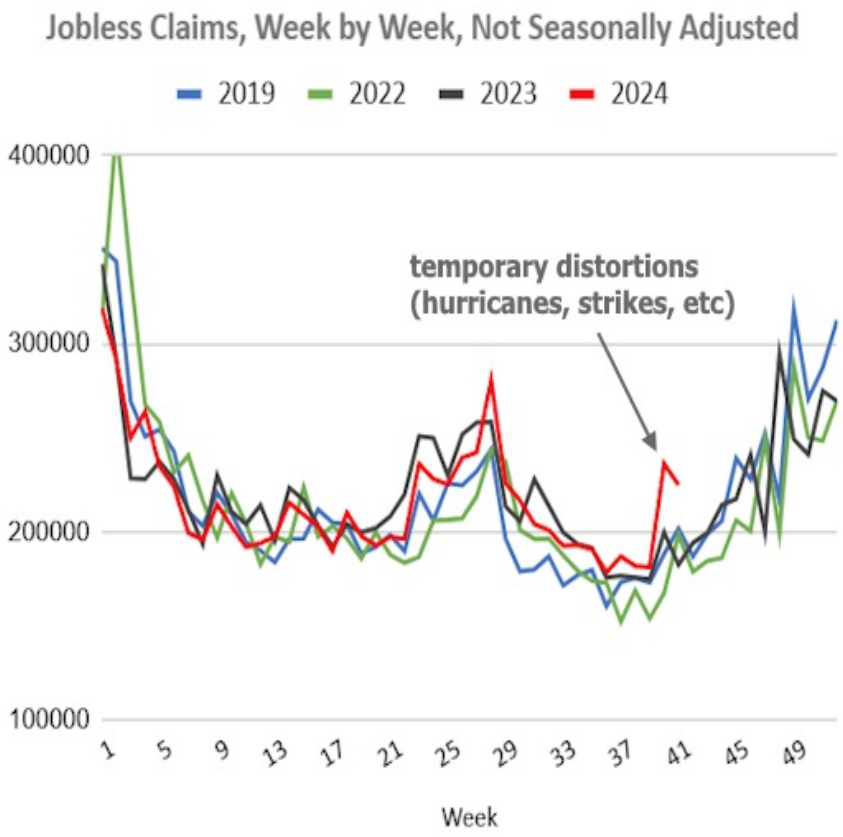

The Philly Fed Index was much higher than expected, adding additional upward pressure for rates, albeit on a small scale in the bigger picture.

© 2026 MBS Live, LLC. - This newsletter is a service of MarketNewsletters.com.

The interest rates provided in this newsletter are national averages from independent data sources. Rate/APR terms may differ from those listed above based on the creditworthiness of the borrower. All information provided "as is" for informational purposes only, not intended for trading purposes or financial advice.

Read or subscribe to my newsletter online at: http://mortgageratesupdate.com/jeffschlesinger

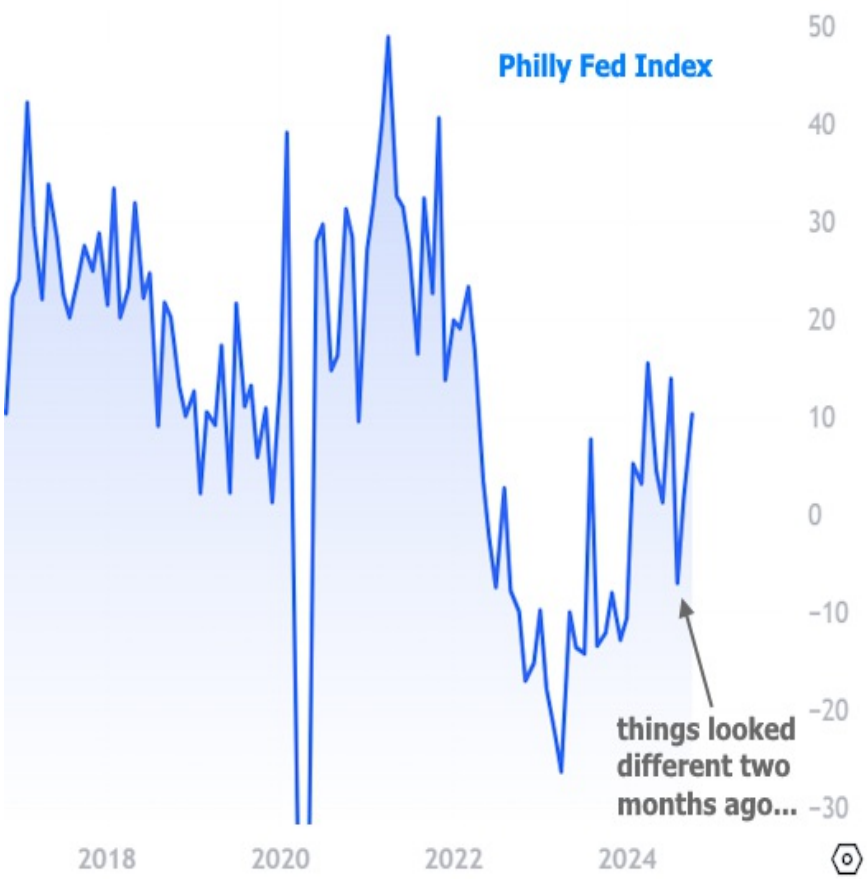

Subscribe to my newsletter online at: http://mortgageratesupdate.com/jeffschlesinger

Recent Economic Data

Date	Event	Actual	Forecast	Prior
Tuesday, Oct 15				
8:30AM	Oct NY Fed Manufacturing	-11.90	3.8	11.50
Wednesday, Oct 16				
7:00AM	Oct/11 MBA Refi Index	734.6		997.3
7:00AM	Oct/11 MBA Purchase Index	138.4		149.2
Thursday, Oct 17				
8:30AM	Oct/12 Jobless Claims (k)	241K	260K	258K
8:30AM	Oct Philly Fed Business Index	10.3	3	1.7
8:30AM	Sep Retail Sales (%)	0.4%	0.3%	0.1%
9:15AM	Sep Industrial Production (%)	-0.3%	-0.2%	0.8%
10:00AM	Oct NAHB housing market indx	43	42	41
10:00AM	Aug Business Inventories (%)	0.3%	0.3%	0.4%
Friday, Oct 18				
8:30AM	Sep Building permits: number (ml)	1.428M	1.46M	1.47M
8:30AM	Sep Housing starts number mm (ml)	1.354M	1.35M	1.356M

Event Importance:

No Stars = Insignificant
☆ Low
★ Moderate
★★ Important
★★ Very Important

© 2026 MBS Live, LLC. - This newsletter is a service of MarketNewsletters.com.

The interest rates provided in this newsletter are national averages from independent data sources. Rate/APR terms may differ from those listed above based on the creditworthiness of the borrower. All information provided "as is" for informational purposes only, not intended for trading purposes or financial advice.

Read or subscribe to my newsletter online at: http://mortgageratesupdate.com/jeffschlesinger

Date	Event	Actual	Forecast	Prior
Wednesday, Oct 23				
10:00AM	Sep Existing home sales (ml)	3.84M	3.9M	3.86M
Thursday, Oct 24				
8:30AM	Oct/19 Jobless Claims (k)	227K	242K	241K
9:45AM	Oct S&P Global Services PMI	55.3	55	55.2
10:00AM	Sep New Home Sales (ml)	0.738M	0.72M	0.716M
Friday, Oct 25				
8:30AM	Sep Durable goods (%)	-0.8%	-1%	0.0%
10:00AM	Oct Consumer Sentiment (ip)	70.5	69	70.1

Trusted by Clients and the Professionals Who Advise Them

Jeff Schlesinger

© 2026 MBS Live, LLC. - This newsletter is a service of MarketNewsletters.com.

The interest rates provided in this newsletter are national averages from independent data sources. Rate/APR terms may differ from those listed above based on the creditworthiness of the borrower. All information provided "as is" for informational purposes only, not intended for trading purposes or financial advice.

Read or subscribe to my newsletter online at: http://mortgageratesupdate.com/jeffschlesinger