



## Jay Rodriguez

Independent Mortgage Advisor, Arbor Financial Group  
 NMLS# 902610 DRE# 02092450  
 13809 Research Boulevard STE 568 Austin, Texas 78750

Office: 512-549-4568  
 Mobile: 949-606-2410  
 Fax: 888-337-3040  
[jay@rodriguez.team](mailto:jay@rodriguez.team)  
[View My Website](#)

## Rapidly Rising Rates: Writing on The Wall For Housing?

The post-election spike in mortgage rates kicked into higher gear this week, with most lenders near the **worst levels in more than 2 years**. In bittersweet juxtaposition, this week's [Existing Home Sales](#) data (from October) was the best in nearly 10 years! Is the writing on the wall for the housing market? Yes and no.

First off, **let's put to bed** the question of whether a rapid rate spike affects housing and mortgage markets. The Mortgage Bankers Association's (MBA) [application data](#) is helpful in this endeavor for 2 reasons. First, it's a weekly report, thus keeping better pace with day-to-day changes in mortgage rates. Second, it includes both purchase and refi applications, allowing us to distinguish effects on home sales vs mortgage market activity.

The **best recent case study** of a rate spike's effects on housing/mortgage markets is the mid-2013 taper tantrum. In its first 6 weeks, the taper tantrum saw rates rise roughly 100 basis points (1%). Average 30yr fixed rates moved from 3.5% to 4.5% during that time. The following chart shows the changes in rates relative to the MBA's weekly purchase and refi applications numbers.

## National Average Mortgage Rates



	Rate	Change	Points
<b>Mortgage News Daily</b>			
30 Yr. Fixed	6.87%	-0.02	0.00
15 Yr. Fixed	6.32%	-0.01	0.00
30 Yr. FHA	6.33%	0.00	0.00
30 Yr. Jumbo	7.05%	0.00	0.00
5/1 ARM	6.59%	+0.01	0.00
<b>Freddie Mac</b>			
30 Yr. Fixed	6.77%	-0.09	0.00
15 Yr. Fixed	6.05%	-0.11	0.00

Rates as of: 7/23

## Market Data

	Price / Yield	Change
MBS UMBS 5.5	99.46	+0.07
MBS GNMA 5.5	99.79	+0.01
10 YR Treasury	4.2291	-0.0234
30 YR Treasury	4.4538	-0.0187

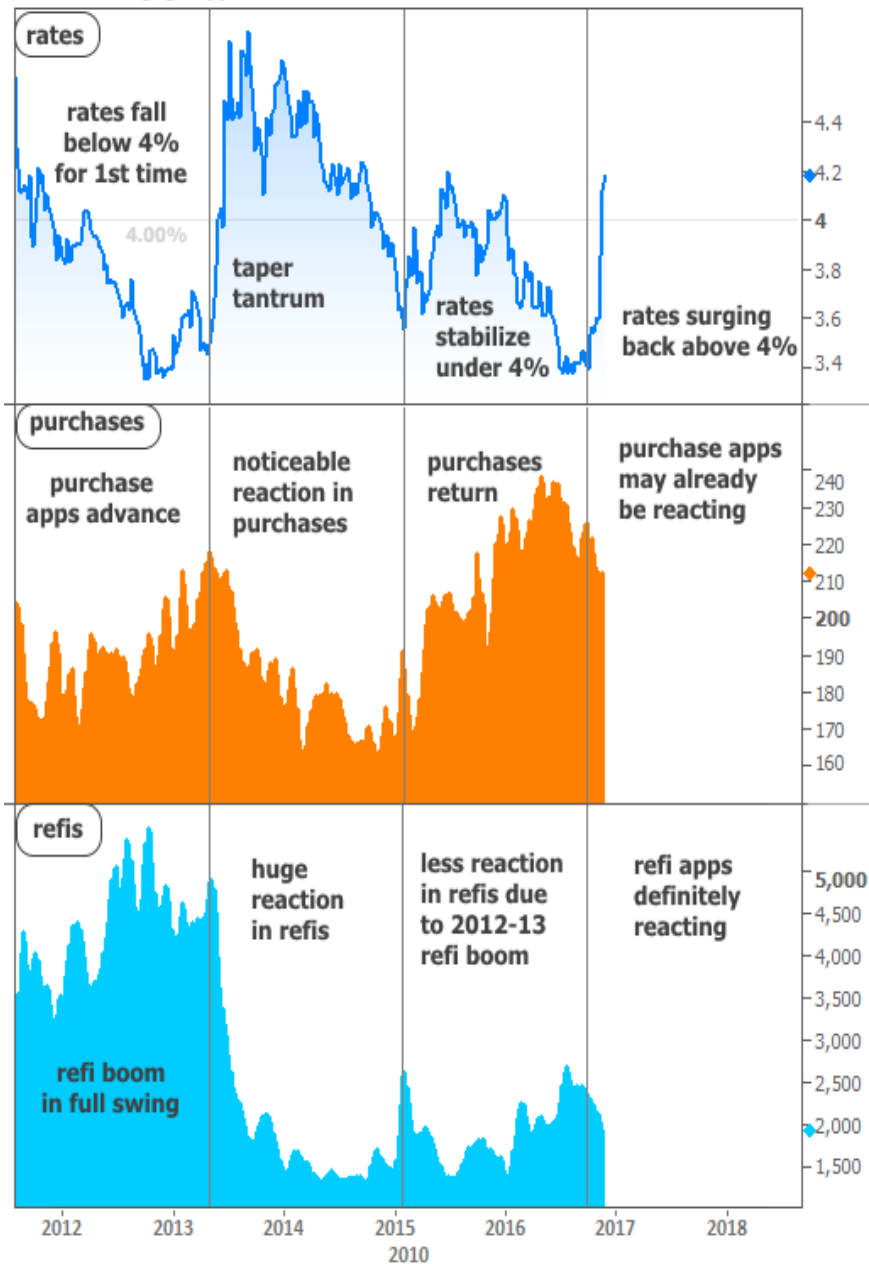
Pricing as of: 7/23 12:56PM EST

## Recent Housing Data

		Value	Change
Mortgage Apps	Jul 10	206.1	-0.19%
Building Permits	Mar	1.46M	-3.95%
Housing Starts	Mar	1.32M	-13.15%
New Home Sales	Mar	693K	+4.68%
Pending Home Sales	Feb	75.6	+1.75%
Existing Home Sales	Feb	3.97M	-0.75%
Builder Confidence	Mar	51	+6.25%

# US Housing Market Weekly

Rates vs Mortgage Apps



The chart **leaves no doubt** as to the **potential** for rapidly rising rates to take a toll, both on sales and mortgage activity in general. The chart also suggests the potential for varied outcomes depending on a few variables.

For instance, exceptionally low rates **don't necessarily** create huge refi demand on their own. After all, rates were near all-time lows recently, but refi applications were nowhere near recent highs, largely because homeowners and homebuyers already had the opportunity to lock in all-time lows during the 2012-13 refi boom.

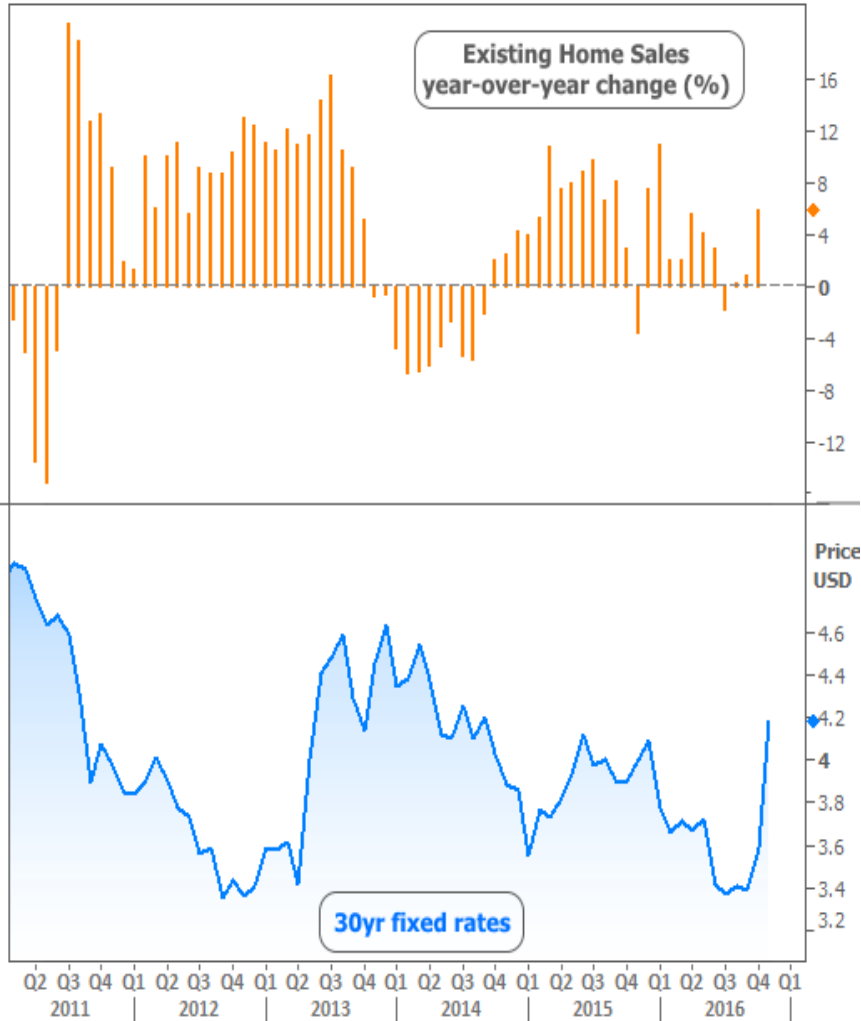
We can conclude that in order to draw out **peak refi demand**, rates must fall far enough past the levels that were available to a large percentage of current homeowners. The **upside** to this, from a loan originator's standpoint, is that refi demand doesn't stand to lose as much ground as it did during the 2013 taper tantrum.

What about purchases as a function of rates? This is a **hot topic** among talking heads, with some arguing that purchases simply "don't care" about rising rates. Clearly that's **not** the case. In fact, purchase applications essentially **turned on a dime** as the taper tantrum spike began. It wasn't until rates stabilized under 4% that purchase apps began to rise again.

# US Housing Market Weekly

From there, we must simply ask ourselves how much movement constitutes a "big deal." This is subjective, of course. To many, the drop in Existing Home Sales in the 2nd half of 2013 was a big deal. After nearly 3 years of gains, sales fell into negative territory (annual basis) and remained there for almost an entire year.

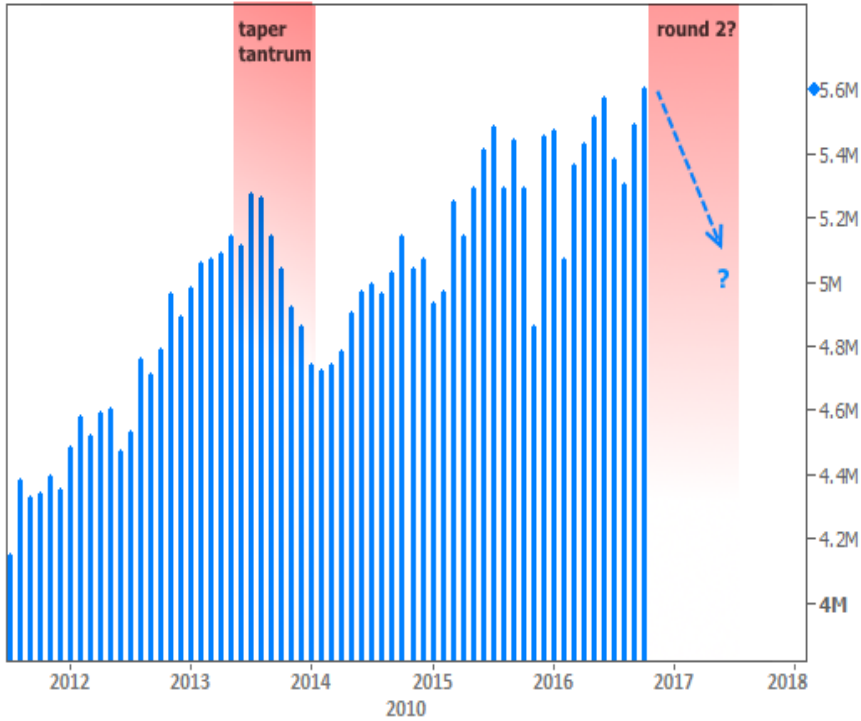
Year-Over-Year Existing Sales



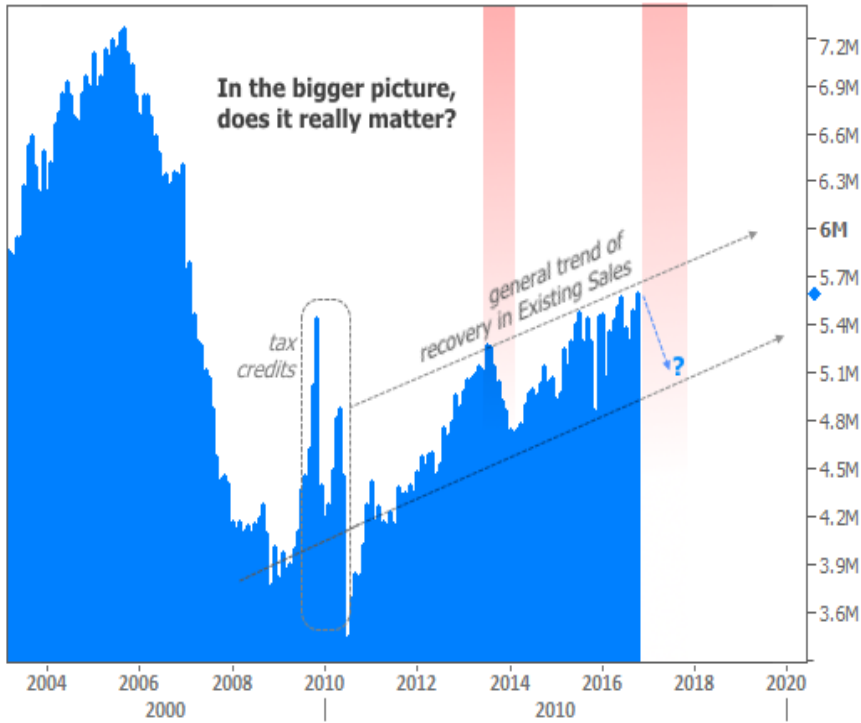
For a **counterpoint**, consider the longer term trend in the next chart. The upper pane of the chart shows recent trends in actual monthly home sales (not annual % change), with the taper tantrum effects highlighted. The lower pane, however, zooms out to include perspective that's been missing. There we can see the taper tantrum merely made for a course correction amid the bigger-picture trend.

# US Housing Market Weekly

Existing Home Sales



Existing Home Sales



This added perspective means **you're free to choose** the outlook that suits you. If you focus on shorter term effects, you may well conclude that the current spike in rates--rapidly approaching the size of the taper tantrum--means home sales are destined for a correction. If you focus on the longer term effects, you may subsequently conclude such a correction wouldn't be that big a deal in the bigger picture.

Ultimately, much depends on a host of additional variables, but the **underlying point is simple**: big rate spikes will always have an impact. The farther you step back, the smaller those impacts will look.

In other housing-related news to be filed under "perspective" this week, the [FHFA announced](#) an **increase in conforming loan limits** for Fannie and Freddie. The new limit will be \$424,100, up from \$417,000. To some buyers, this is insignificant, but to others, it could make all the difference in being able to afford the home of their dreams. Ideally, the limit can now keep pace with price appreciation going forward.

Subscribe to my newsletter online at: <http://mortgageratesupdate.com/jayrodriguez>

## Choose the Right Independent Home Loan Expert

Your Trusted Nationwide Mortgage Advisor

With over a decade of experience, Jay Rodriguez is your go-to mortgage broker. Originally from Southern California, Jay has 13 state licenses and a deep understanding of the mortgage landscape. Whether you're in Texas or beyond, his commitment to personalized service, competitive rates, and on-time closings sets him apart. First-time buyers, refinancers, and investors alike benefit from his expertise. Contact Jay today to turn your homeownership dreams into reality!

**Jay Rodriguez**

