



Jay Rodriguez

Independent Mortgage Advisor, Arbor Financial Group
 NMLS# 902610 DRE# 02092450
 13809 Research Boulevard STE 568 Austin, Texas 78750

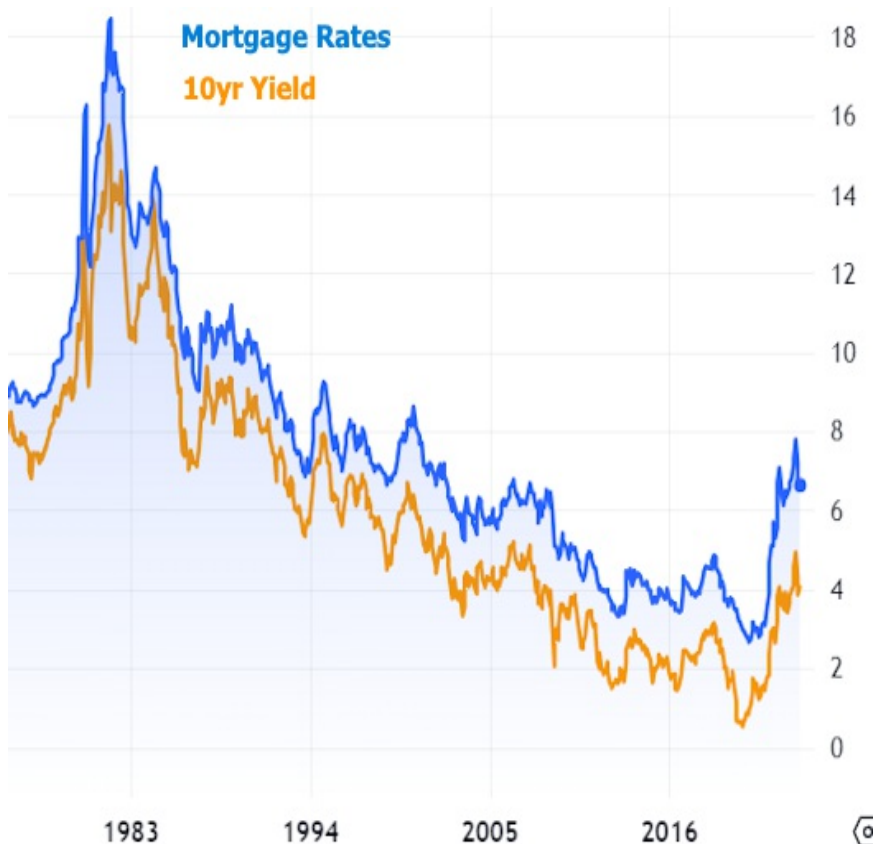
Office: 512-549-4568
 Mobile: 949-606-2410
 Fax: 888-337-3040
jay@rodriguez.team
[View My Website](#)

Let's Talk About The Spread Between Mortgage Rates And The 10yr Treasury

Seemingly overnight, there is widespread media attention on the spread between mortgage rates and the 10yr Treasury yield. There shouldn't be.

Why are we talking about the 10yr Treasury yield if we're focused on mortgages and housing?

Simply put, the 10yr Treasury note is the most dominant benchmark (touchstone, bellwether, yard stick, etc) for all longer term interest rates in the US. 10yr Treasury yields and mortgages move with a high degree of correlation in the big picture. Case in point:



Looks like mortgages are a bit higher, but otherwise move in lock step with the 10yr, so what's the big deal?

National Average Mortgage Rates



	Rate	Change	Points
--	------	--------	--------

Mortgage News Daily			
30 Yr. Fixed	6.89%	0.00	0.00
15 Yr. Fixed	6.33%	+0.01	0.00
30 Yr. FHA	6.33%	+0.01	0.00
30 Yr. Jumbo	7.05%	0.00	0.00
5/1 ARM	6.58%	0.00	0.00

Freddie Mac			
30 Yr. Fixed	6.77%	-0.09	0.00
15 Yr. Fixed	6.05%	-0.11	0.00

Rates as of: 7/22

Market Data		
	Price / Yield	Change
MBS UMBS 5.5	99.38	-0.02
MBS GNMA 5.5	99.83	+0.05
10 YR Treasury	4.2535	+0.0156
30 YR Treasury	4.4739	+0.0271

Pricing as of: 7/22 4:49PM EST

Recent Housing Data			
		Value	Change
Mortgage Apps	Jul 10	206.1	-0.19%
Building Permits	Mar	1.46M	-3.95%
Housing Starts	Mar	1.32M	-13.15%
New Home Sales	Mar	693K	+4.68%
Pending Home Sales	Feb	75.6	+1.75%
Existing Home Sales	Feb	3.97M	-0.75%
Builder Confidence	Mar	51	+6.25%

Both rates are very high relative to the past decade. Rates are extremely important to the mortgage industry and high rates lead experts and laypersons alike to search for signs of impending relief. Some prominent voices have recently suggested relief could come in the form of the blue line moving down a bit closer to the orange line.

How far apart are they really? Would this make a difference?

Yes, in fact, there's a lot of room between the two if you consider the numbers in the chart above. At the widest recent gap, mortgage rates were more than 3% higher than the 10yr. There are past examples of the spread being closer to 1%. That means, in theory, if the spread could move back to those historically tight levels, a 7% mortgage rate could be closer to 5%.

Sounds great! What's the catch?

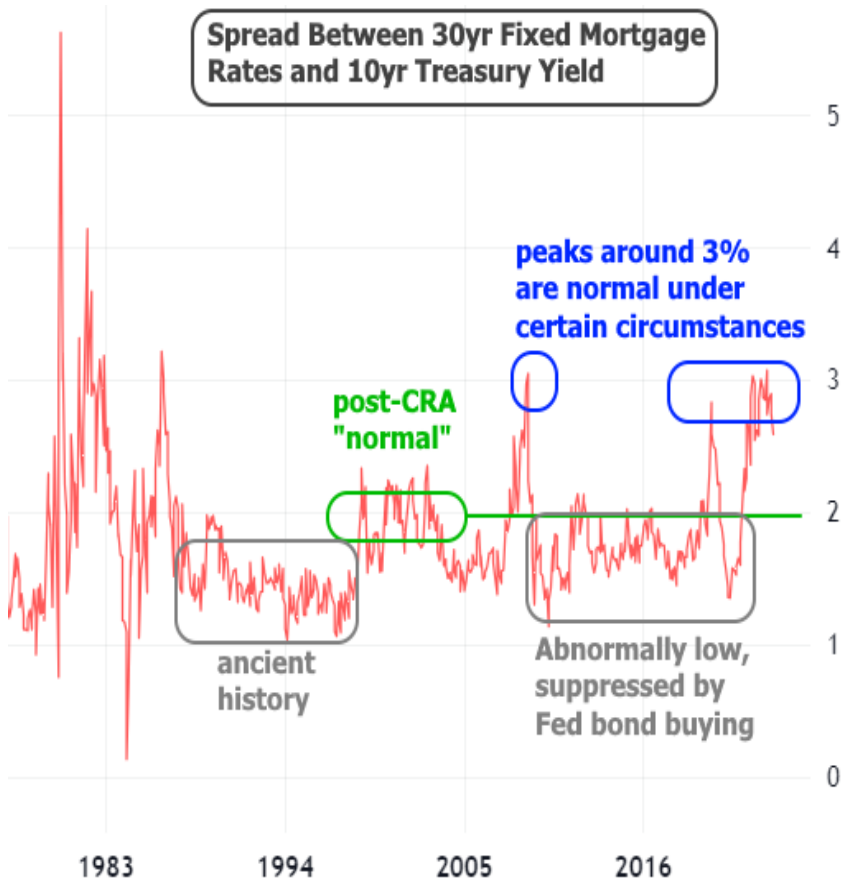
First off, the spread isn't wide for new or mysterious reasons. There are two big ones.

1. The end of Fed bond buying (with a specific comment on not buying mortgage-backed bonds in the future)
2. The presence of a historically rapid spike to the highest rates in a long time.

Each of those two factors is singlehandedly capable of causing a spike in the spread, but together, they created the widest spreads since the 80s, thus helping increase the buzz.

In other words, spreads are wide and they should be! Beyond this fact, it's also a mistake to use spread levels too far in the past as a baseline for "normal." There are key differences between now and then. As of the mid 90s, the passage of the Community Reinvestment Act (CRA) changed the landscape of investor risk in the mortgage market. The shift is easy to see in the following chart (post-CRA "normal").

Before that, the end of the Savings and Loan crisis and innovation in the market for mortgage-backed securities (MBS) created a boom for mortgage risk sentiment. This contributed to the "ancient history" timeframe that arguably marked the lowest natural spread levels we'll ever see.



You just said lowest "natural" spread levels. What's up with that?

In that context, the word "natural" is another way of saying "not distorted to abnormally low levels by the Fed's bond buying."

What's up with the Fed's bond buying?

This is a big topic for another time. The short version is that the Fed had been buying mortgage backed securities after the financial crisis in 2008 and it had a hard time finding the right time to stop. Fed bond buying results in lower rates/yields. Fed MBS buying pushes mortgage rates down such that they can keep pace with Treasury yields (the Fed also bought Treasuries).

Unfortunately, the Fed opted to wind down its bond buying (including reinvestments of existing holdings) right as generationally high inflation was causing interest rates to move higher.

If there's one thing mortgage investors don't like, it's extreme volatility in the presence of a rapid rate spike. Considering this happened at the same time as the Fed's quantitative tightening (fancy words for "no more bond buying"), it's impressive that the spread between mortgage rates and Treasuries didn't get any wider!

OK, we know they're wide, but how about making them not so wide? What can be done? Can it happen? How about the Fed starts buying again?

This is the other frustrating part of the spread conversation: there's not some magic solution that will instantly shrink the gap. The Fed will almost certainly NOT be buying MBS again. They've been there, done that, and gotten the T-shirt. Comments from multiple Fed officials indicate a preference to return the Fed's bond portfolio to Treasuries only. In other words, even if an economic emergency leads the Fed to buy bonds again in the future, they'll likely only buy Treasuries unless things are so bad that the mortgage market poses a systemic risk to the global economy, as it did in 2008.

If the Fed won't save us, who will?

Hey... did you happen to notice that mortgage rates have fallen more than a full percentage point in a few short months with absolutely no epic, targeted intervention in the mortgage market? Not only that, but the spread between mortgages and Treasuries got a bit smaller over the same time.

Wait... are you saying we don't need a magic pill? Things will work themselves out?

In not so many words, yes. You just have to accept and understand that 2024 is not the same as the late 80s and early 90s. Spreads near 1% are almost certainly not in the cards given the current layout of the secondary mortgage market. But spreads at or just under 2% are entirely reasonable.

Sounds great in theory, but I want some reassurance that such things are possible.

Consider this: the early 80s is the only time frame in remotely recent economic memory that is similar to the past few years in terms of inflation and interest rates. Let's take a look at how mortgage vs Treasury spreads moved during those years.

In both of the inflation/rate peaks, spreads peaked simultaneously and began to fall when rates fell/stabilized. The same thing can, and probably will happen this time around if rates continue to moderate.



One last thought on this topic, or rather, a question for those who've been so concerned with spreads recently: If the spread only manages to get back to 2% (something we've just shown to be exceedingly possible without any official intervention) and 10yr yields simultaneously fall to 2% for economic/inflation-related reasons, would you still care about the spread? As you consider your answer, keep in mind that the historically elevated spread of 2% would equate to 4% mortgage rates in that scenario.

I'm satisfied! What happened this week?

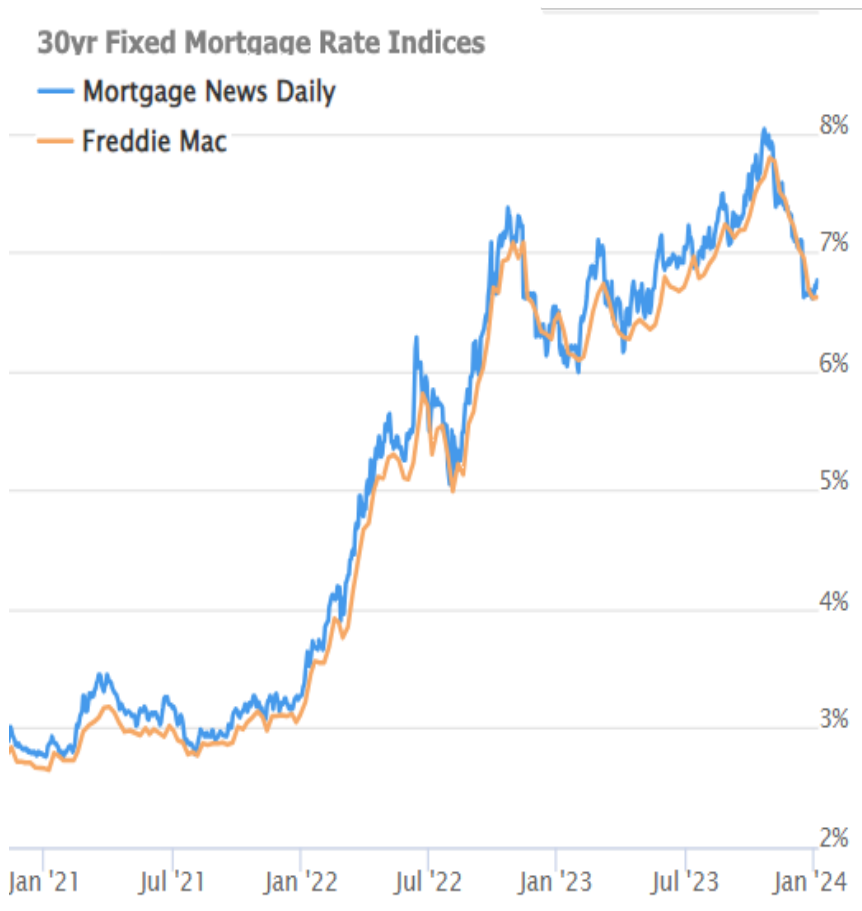
Well, we just took a lot of space to talk about spreads, so here's a lightning round on this week in the mortgage market. Traders returned after holiday absences and the balance of sentiment was toward slightly higher rates. It wasn't a big deal in the bigger picture and the market remains very interested in economic data. This chart shows a few of the week's key data points and developments against the backdrop of 10yr Treasuries.



The next chart shows why you probably won't care too much about the apparent volatility in the chart above:



The impact on mortgage rates was also minimal.



To whatever extent this week's economic data was worth the market's attention, next week is just as important thanks to only one report: the consumer price index (CPI), which will be released on Thursday morning.

Subscribe to my newsletter online at: <http://mortgageratesupdate.com/jayrodriguez>

Recent Economic Data

Date	Event	Actual	Forecast	Prior
Tuesday, Jan 02				
10:00AM	Nov Construction spending (%)	0.4%	0.6%	0.6%
Wednesday, Jan 03				
7:00AM	Dec/29 MBA Purchase Index	140.7		148.7
7:00AM	Dec/29 MBA Refi Index	358.2		437.6
10:00AM	Nov USA JOLTS Job Openings	8.79M	8.85M	8.733M
10:00AM	Dec ISM Manufacturing PMI	47.4	47.1	46.7
2:00PM	FOMC Minutes			
Thursday, Jan 04				
7:30AM	Dec Challenger layoffs (k)	34.817K		45.51K
8:15AM	Dec ADP jobs (k)	164K	115K	103K
8:30AM	Dec/30 Jobless Claims (k)	202K	216K	218K

Event Importance:

- No Stars = Insignificant
- ☆ Low
- ★ Moderate
- ★★ Important
- ★★★ Very Important

Date	Event	Actual	Forecast	Prior
9:45AM	Dec S&P Global Services PMI	51.4	51.3	50.8
Friday, Jan 05				
8:30AM	Dec Non Farm Payrolls	216K	170K	199K
8:30AM	Dec Unemployment rate mm (%)	3.7%	3.8%	3.7%
10:00AM	Dec ISM N-Mfg PMI	50.6	52.6	52.7
Wednesday, Jan 10				
7:00AM	Jan/05 MBA Refi Index	425.4		358.2
7:00AM	Jan/05 MBA Purchase Index	148.6		140.7
1:00PM	10-yr Note Auction (bl)	37		
Thursday, Jan 11				
8:30AM	Dec y/y CORE CPI (%)	3.9%	3.8%	4%
8:30AM	Dec m/m CORE CPI (%)	0.3%	0.3%	0.3%
8:30AM	Jan/06 Jobless Claims (k)	202K	210K	202K
1:00PM	30-Year Bond Auction	4.229%		4.344%
Friday, Jan 12				
8:30AM	Dec Core Producer Prices MM (%)	0%	0.2%	0%
8:30AM	Dec Core Producer Prices YY (%)	1.8%	1.9%	2%

Choose the Right Independent Home Loan Expert

Your Trusted Nationwide Mortgage Advisor

With over a decade of experience, Jay Rodriguez is your go-to mortgage broker. Originally from Southern California, Jay has 13 state licenses and a deep understanding of the mortgage landscape. Whether you're in Texas or beyond, his commitment to personalized service, competitive rates, and on-time closings sets him apart. First-time buyers, refinancers, and investors alike benefit from his expertise. Contact Jay today to turn your homeownership dreams into reality!

Jay Rodriguez

