



Jay Rodriguez

Independent Mortgage Advisor, Arbor Financial Group
 NMLS# 902610 DRE# 02092450
 13809 Research Boulevard STE 568 Austin, Texas 78750

Office: 512-549-4568
 Mobile: 949-606-2410
 Fax: 888-337-3040
jay@rodriguez.team
[View My Website](#)

Best Winning Streak For Rates in 2 Years

It was a critical week for financial markets and especially for rates as investors digested the latest inflation data and the Fed's smaller rate hike. In fact, the latest inflation data could be thought of as the most important and most persistent focus for rates all year long.

When it comes to measuring inflation, there are multiple economic reports that matter, but it is the Consumer Price Index (CPI) that has by far and away the biggest impact on the market. This week's installment was important because the last installment suggested a shift toward a slower pace of price increases. In other words, it had the opportunity to confirm that shift or argue against it.

Inflation is important for a variety of reasons, but it affects the market most directly due to its influence on the Federal Reserve's policies. Higher inflation means more rate hikes and more rate hikes reverberate through the economy. While the Fed Funds Rate doesn't directly dictate mortgage rates, if markets expect the Fed to hike faster than before, interest rates tend to move higher and stocks tend to move lower.

In the following chart, the 10yr Treasury yield represents the "rate" side of the equation, and it is a dead giveaway that this week's inflation report was lower than expected (Dec 13th). The chart shows stocks and rates reacting to the Fed policy implications in the first half of the week. Then later in the week, additional weakness in stocks helped rates remain a bit lower as investors sold stocks aggressively and sought a safer haven in the bond market.

National Average Mortgage Rates



	Rate	Change	Points
Mortgage News Daily			
30 Yr. Fixed	6.89%	0.00	0.00
15 Yr. Fixed	6.33%	+0.01	0.00
30 Yr. FHA	6.33%	+0.01	0.00
30 Yr. Jumbo	7.05%	0.00	0.00
5/1 ARM	6.58%	0.00	0.00
Freddie Mac			
30 Yr. Fixed	6.77%	-0.09	0.00
15 Yr. Fixed	6.05%	-0.11	0.00

Rates as of: 7/22

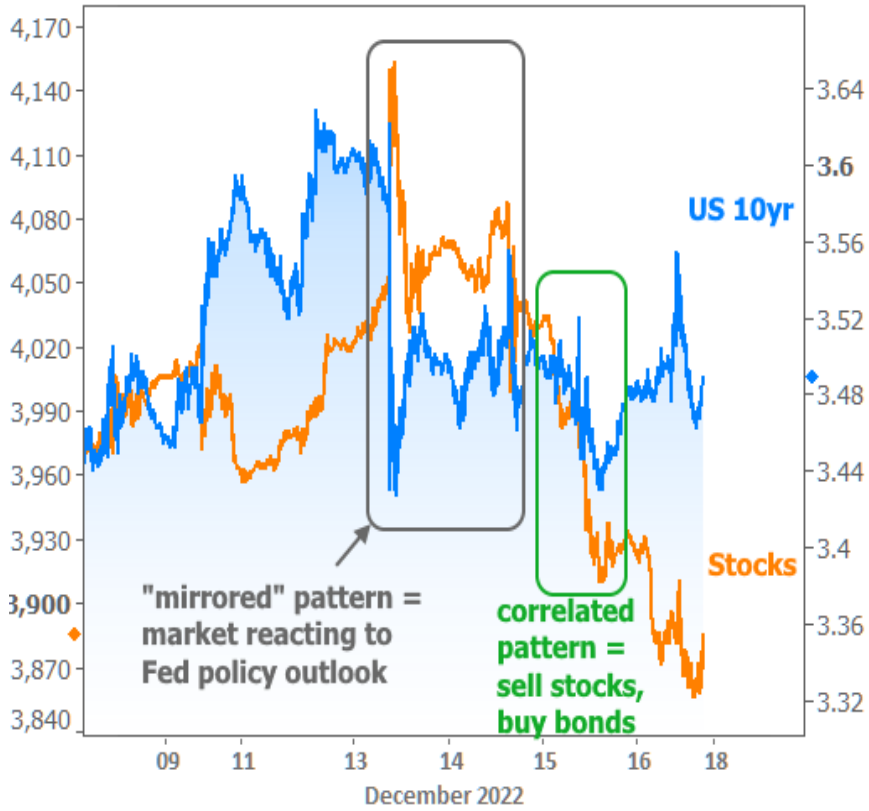
Market Data

	Price / Yield	Change
MBS UMBS 5.5	99.39	-0.01
MBS GNMA 5.5	99.78	+0.00
10 YR Treasury	4.2442	-0.0083
30 YR Treasury	4.4636	-0.0089

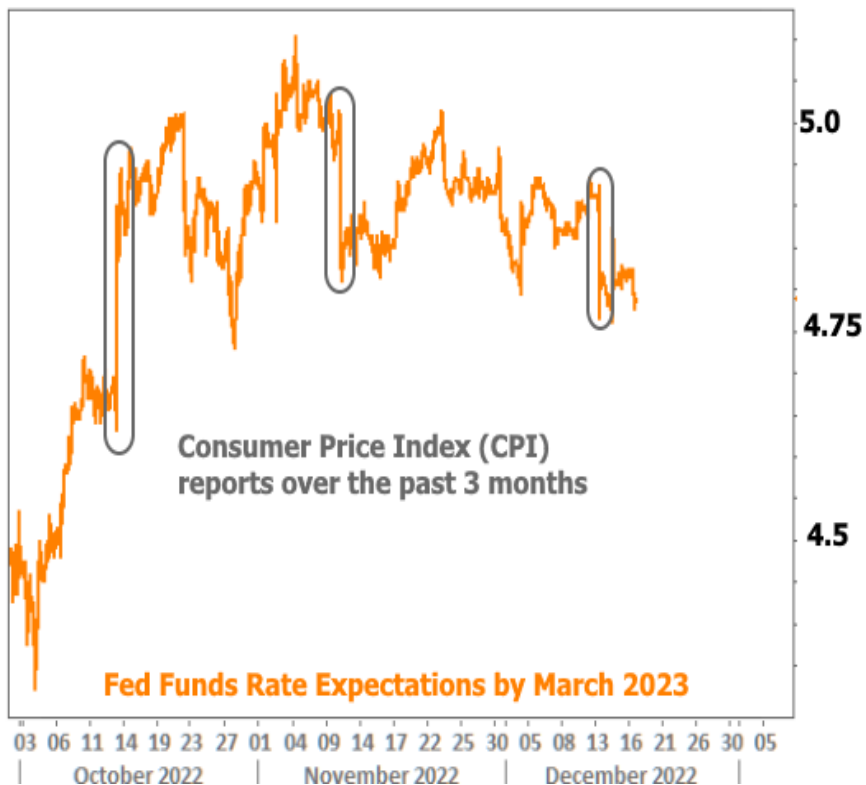
Pricing as of: 7/22 8:54PM EST

Recent Housing Data

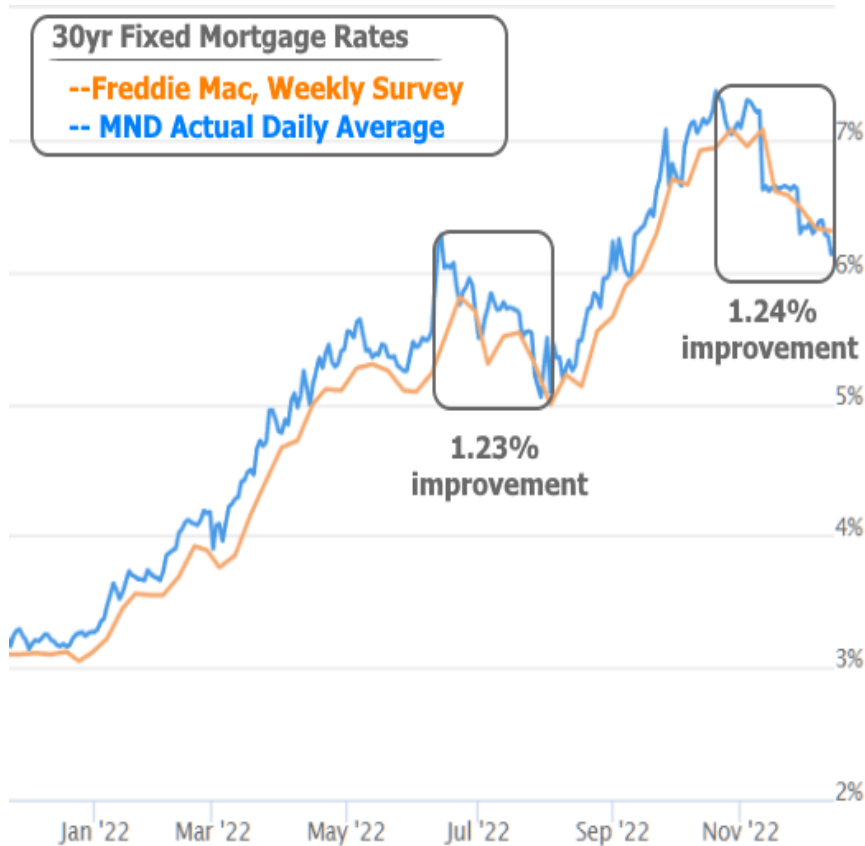
		Value	Change
Mortgage Apps	Jul 10	206.1	-0.19%
Building Permits	Mar	1.46M	-3.95%
Housing Starts	Mar	1.32M	-13.15%
New Home Sales	Mar	693K	+4.68%
Pending Home Sales	Feb	75.6	+1.75%
Existing Home Sales	Feb	3.97M	-0.75%
Builder Confidence	Mar	51	+6.25%



To show just how important CPI has been to shaping Fed policy expectations, the following charts the market's expectation for the Fed Funds Rate by March of 2023--roughly when the Fed is expected to hit the ceiling for this rate hike cycle. Each instance of the past 3 CPI reports is highlighted. The one that came out in October was higher (aka "bad for rates"). That was the report that resulted in the highest mortgage rates in 20 years a short while later. November's report pushed back in the other direction. Finally, this week's lower CPI number helped to confirm November's message.

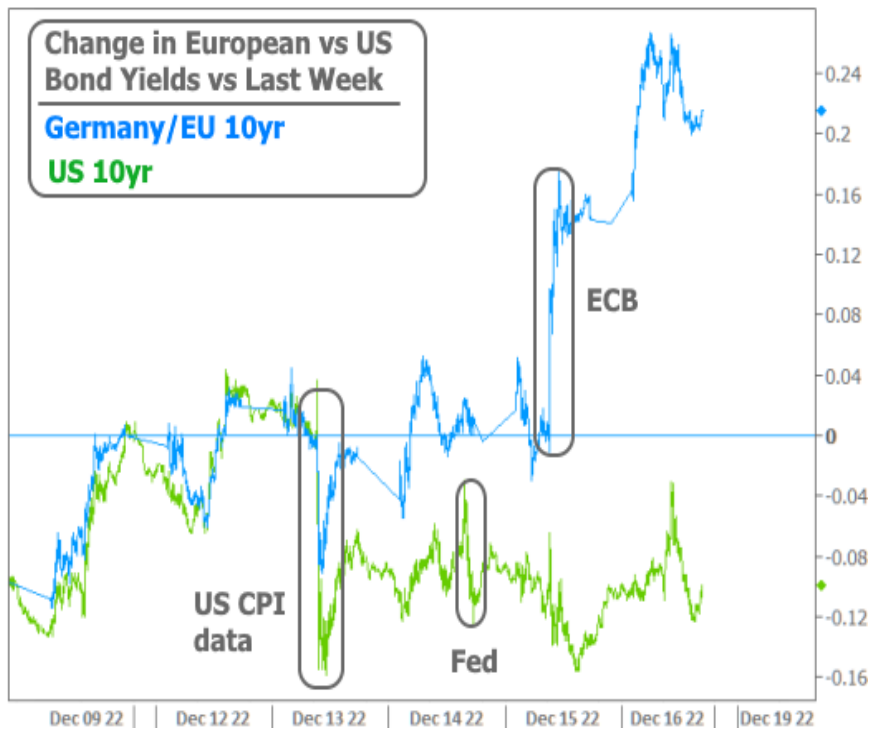


If the chart above looks like a big leveling-off process, mortgage rates agree. After spiking to long term highs in October, the last two inflation reports combined to create the best winning streak since the start of the pandemic. It was poetic justice that the current streak just narrowly beat out the summertime rate rally as that one was based on false hope from only one hopeful CPI report.



Rates may have had an even better week were it not for the influence of European markets. For better or worse, the securities that ultimately drive rate momentum are globally interdependent to some extent. That was a good thing in 2010-2012 when the European credit crisis drove investors into the safest havens and then again in 2014-2015 as the European Central Bank (ECB) announced and then enacted its version of the Fed's bond buying programs.

The ECB released its latest policy announcement on Thursday this week. It hiked rates as expected, but other parts of the announcement were slightly unexpected. Officials saw inflation rising faster than previously forecast and they moved to dial back bond holdings sooner than expected. The result was a sharp move higher in European rates (benchmarked below by Germany's 10yr sovereign yield). It gave pause to US yields at first, but weaker economic data on Thursday morning helped turn things around less mere minutes after the ECB announcement.



As noted on the chart above, we also had a Fed announcement this week. It would be easy to lose it in the shuffle based on the market's fairly docile reaction. The Fed hiked rates 0.50% as expected and made effectively no changes to their official verbiage. The most notable development was an upgrade to the Fed's rate forecasts, which they submit at every other meeting. We knew they'd be higher based on recent Fed speeches, but markets weren't expecting them to move up quite as much as they did. The result was a quick but manageable pop to higher rates that lasted about an hour. Fed Chair Powell talked rates back down--even if not intentionally--during his press conference by saying that the Fed expected inflation to begin falling more sharply in 2023.

It's never possible to know exactly what rates will do in the future. It always "depends" on a number of variables. At present, we know that rate momentum will continue to depend on incoming inflation data. That said, the fact that we now have 2 consecutive inflation reports showing deceleration and a similar deceleration in the pace of Fed rate hikes means we've all but certainly seen the highest rates for this cycle back in October. That's as close to a certainty as there is in an uncertain endeavor.

The upcoming weeks may be "weird" for markets and rates as many of the human beings responsible for turning the gears behind the scenes will be out on holiday or otherwise less engaged than normal. This can lead to more random movement. Markets will quickly be getting back to full strength by the time the jobs report comes out on the first Friday in January.

Subscribe to my newsletter online at: <http://mortgageratesupdate.com/jayrodriguez>

Recent Economic Data

Date	Event	Actual	Forecast	Prior
Monday, Dec 12				
11:30AM	3-Yr Note Auction (bl)	40		
Tuesday, Dec 13				
8:30AM	Nov y/y CORE CPI (%)	6.0	6.1	6.3

Event Importance:

- No Stars = Insignificant
- ☆ Low
- ★ Moderate
- ★★ Important
- ★★★ Very Important

Date	Event	Actual	Forecast	Prior
8:30AM	Nov m/m CORE CPI (%)	0.2	0.3	0.3
Wednesday, Dec 14				
7:00AM	w/e MBA Refi Index	350.5		340.8
7:00AM	w/e MBA Purchase Index	182.6		175.5
8:30AM	Nov Import prices mm (%)	-0.6	-0.5	-0.2
2:00PM	N/A FOMC rate decision (%)	4.250 - 4.500	4.375	3.875
2:30PM	Powell Press Conference			
Thursday, Dec 15				
8:30AM	Nov Retail Sales (%)	-0.6	-0.1	1.3
8:30AM	Dec Philly Fed Business Index	-13.8	-10.0	-19.4
8:30AM	Dec NY Fed Manufacturing	-11.2	-1.00	4.50
8:30AM	w/e Jobless Claims (k)	211	230	230
Friday, Dec 16				
9:45AM	Dec Markit Composite PMI	44.6	47.0	46.4
Monday, Dec 19				
10:00AM	Dec NAHB housing market indx	31	34	33
Tuesday, Dec 20				
8:30AM	Nov House starts mm: change (%)	-0.5		-4.2
8:30AM	Nov Building permits: number (ml)	1.342	1.485	1.512
Wednesday, Dec 21				
7:00AM	w/e MBA Purchase Index	182.5		182.6
7:00AM	w/e MBA Refi Index	371.4		350.5
10:00AM	Nov Existing home sales (ml)	4.09	4.20	4.43
10:00AM	Dec Consumer confidence	108.3	101.0	100.2
Thursday, Dec 22				
8:30AM	Q3 GDP Final (%)	3.2	2.9	2.9
8:30AM	w/e Jobless Claims (k)	216	222	211
Friday, Dec 23				
8:30AM	Nov Durable goods (%)	-2.1	-0.6	1.1
8:30AM	Nov Core PCE Inflation (y/y) (%)	4.7	4.7	5.0
10:00AM	Dec Consumer Sentiment (ip)	59.7	59.1	59.1
10:00AM	Nov New Home Sales (%) (%)	+5.8	-4.7	7.5
Wednesday, Jan 11				
1:00PM	10-yr Note Auction (bl)	32		
Thursday, Jan 12				
1:00PM	30-Yr Bond Auction (bl)	18		
Wednesday, Jan 18				
1:00PM	20-Yr Bond Auction (bl)	12		

Choose the Right Independent Home Loan Expert

Your Trusted Nationwide Mortgage Advisor

With over a decade of experience, Jay Rodriguez is your go-to mortgage broker. Originally from Southern California, Jay has 13 state licenses and a deep understanding of the mortgage landscape. Whether you're in Texas or beyond, his commitment to personalized service, competitive rates, and on-time closings sets him apart. First-time buyers, refinancers, and investors alike benefit from his expertise. Contact Jay today to turn your homeownership dreams into reality!

Jay Rodriguez

