



Jay Rodriguez

Independent Mortgage Advisor, Arbor Financial Group
 NMLS# 902610 DRE# 02092450
 13809 Research Boulevard STE 568 Austin, Texas 78750

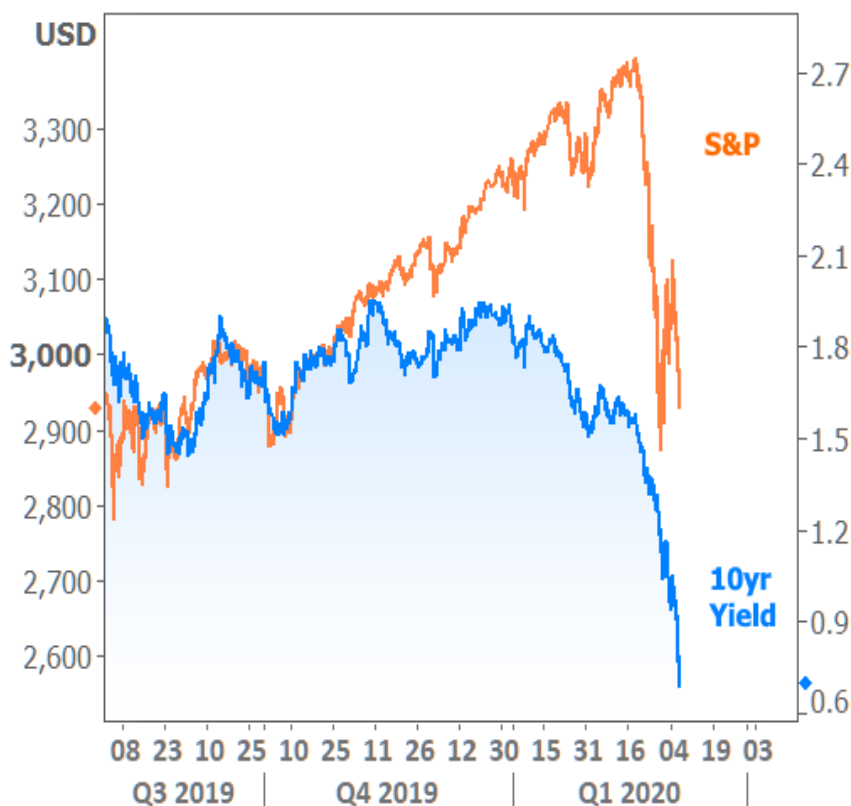
Office: 512-549-4568
 Mobile: 949-606-2410
 Fax: 888-337-3040
jay@rodriguez.team
[View My Website](#)

Mortgage Market in Chaos. What You Need To Know

Coronavirus has brought chaos to financial markets like few other things have. Much of the fallout is unprecedented. This is especially true for interest rates and the mortgage market. In many ways, things are more chaotic now than they were in 2008. That has positive and negative implications. Here's what you need to know.

Market Impacts

Stock losses have been massive. That's no great secret for anyone who watches the news. Notably though, stocks have merely moved back into 2019's levels. Things are very different in the bond market where the 10yr Treasury yield has surged repeatedly to new all-time lows over the past week and a half.



National Average Mortgage Rates



	Rate	Change	Points
Mortgage News Daily			
30 Yr. Fixed	6.89%	0.00	0.00
15 Yr. Fixed	6.33%	+0.01	0.00
30 Yr. FHA	6.33%	+0.01	0.00
30 Yr. Jumbo	7.05%	0.00	0.00
5/1 ARM	6.58%	0.00	0.00

Freddie Mac

30 Yr. Fixed	6.77%	-0.09	0.00
15 Yr. Fixed	6.05%	-0.11	0.00

Rates as of: 7/22

Market Data

	Price / Yield	Change
MBS UMBS 5.5	99.39	-0.01
MBS GNMA 5.5	99.78	+0.00
10 YR Treasury	4.2515	-0.0010
30 YR Treasury	4.4706	-0.0019

Pricing as of: 7/23 3:01AM EST

Recent Housing Data

		Value	Change
Mortgage Apps	Jul 10	206.1	-0.19%
Building Permits	Mar	1.46M	-3.95%
Housing Starts	Mar	1.32M	-13.15%
New Home Sales	Mar	693K	+4.68%
Pending Home Sales	Feb	75.6	+1.75%
Existing Home Sales	Feb	3.97M	-0.75%
Builder Confidence	Mar	51	+6.25%

1.321% had been the longstanding all-time low from 2016. At the time, it represented only a small break below the previous floor of 1.381. By Friday morning of this week, 10yr yields hit 0.66% and remained under 0.80% for the entire day. Such levels bordered on the unfathomable as late as last week even as the 10yr was already moving into all-time lows at a record pace.

Downward movement in bond yields can indicate fear in financial markets, among other things. When that fear is sudden, unexpected, and massive enough, it not only makes for truly huge changes in bonds, but it can also elicit an emergency response from the Federal Reserve (as it did in 2008). This time around, markets had begun to expect a 0.50% rate cut from the Fed, and that's exactly happened on Tuesday morning.

Fed Funds and Mortgage Rate Impact

Many homeowners heard about the cut to the Fed Funds Rate and assumed it meant they could get a lower mortgage rate. What's more, in a horrible display of journalistic irresponsibility, some of the biggest media outlets (even those specializing in housing news) ran stories suggesting lower mortgage rates as a result of the Fed rate cut. Nothing could be farther from the truth.

The Fed's rate doesn't dictate any mortgage rates apart from home equity credit lines. While it often moves in the same direction as the traditional 30yr fixed mortgage rate in the long run, there are months and even years of time when they seemingly have nothing to do with each other.

This makes sense for a few key reasons. The Fed Funds Rate is a different animal than the mortgage rate. It applies to loans with a term of up to 1 day. That's a far cry from the average mortgage, and investors approach those loans with completely different sets of priorities. That's why we sometimes see longer and shorter term rates move in OPPOSITE directions (which accounts for the "inverted yield curve" phenomenon that made news in 2019 when 10yr Treasury yields were lower than all of the short-term rates under 2 years, including Fed Funds).

But even if long and short term rates always moved in the same direction, there's an even more important reason that mortgage rates might not follow the Fed. The bonds that dictate mortgage rates trade thousands of times a day. Mortgage lenders themselves update their rates at least once a day. In contrast, the Fed only meets to consider changing its rate 8 times a year, barring emergencies (like Tuesday). This means mortgage rates can and do move well in advance of Fed rate changes. Indeed, the behavior of longer-term rates like mortgages can often predict the market conditions that prompt the Fed to make a move.

Bottom line: the bond market (which includes mortgage rates) has been able to react to coronavirus implications for weeks, and there's been no Fed meeting during that time. It took an emergency, unscheduled rate change for the Fed to even bring itself into line with market expectations. They're a battleship in a river, and that river has been swift. If you need more convincing on this particular point, here is a [more detailed conversation](#).

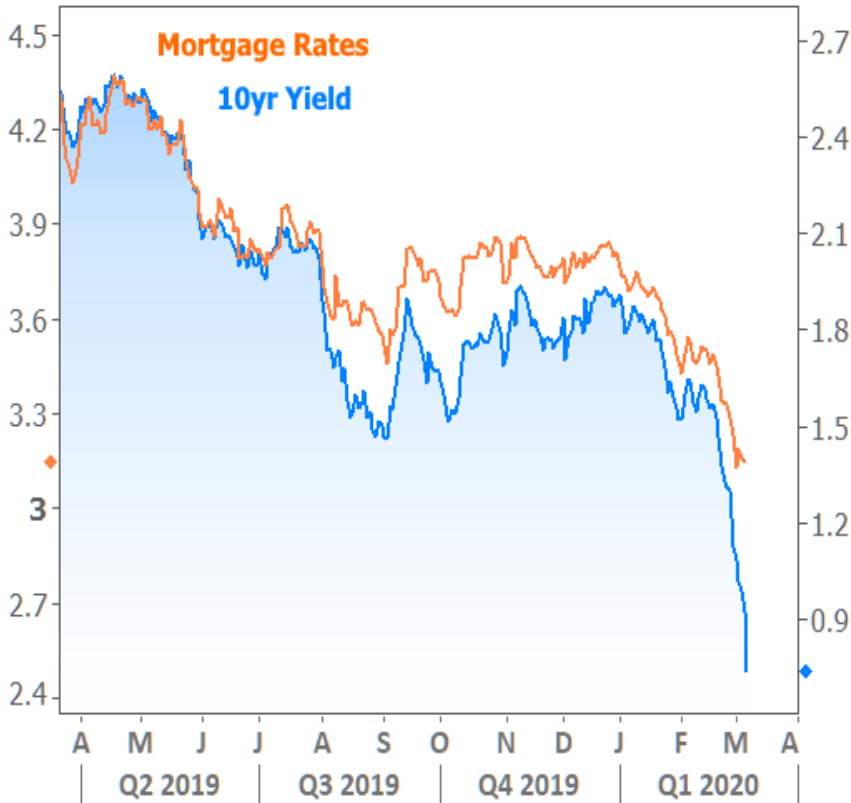
Treasury vs Mortgage Rate Discrepancy

If we add together people who believe the Fed controls mortgage rates and those who believe the 10yr Treasury yield is in charge, we account for a vast majority of opinions on the matter. We also collect a large supply of faulty assumptions.

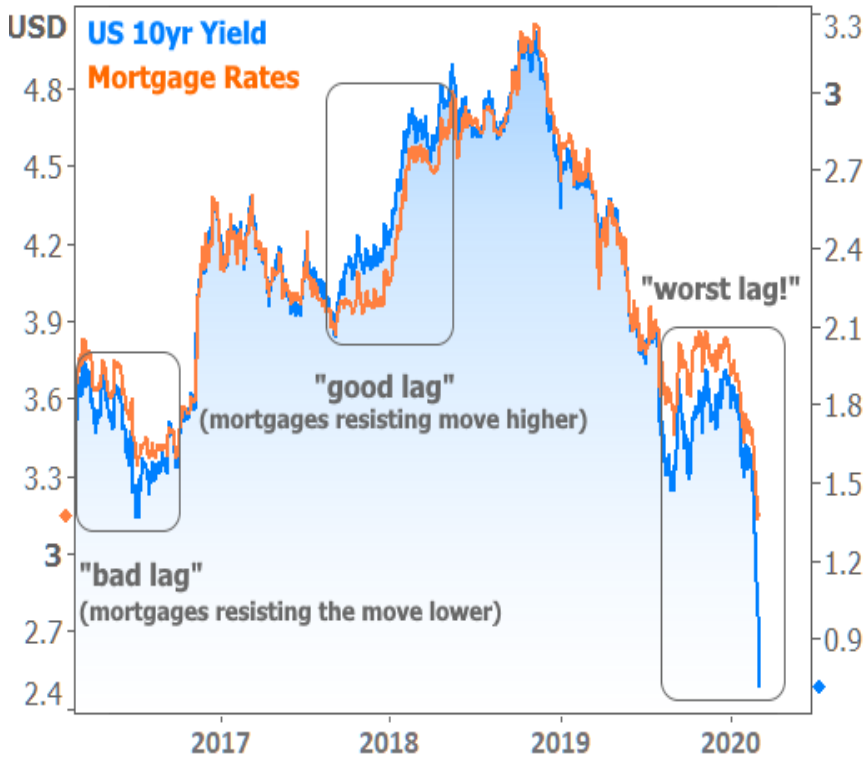
While it's true that the 10yr yield is vastly superior to the Fed Funds Rate when it comes to benchmarking mortgage rates, it doesn't have the final say. This was discussed exhaustively in last week's newsletter ([please read it](#) if you don't already understand why Treasury yield trends don't always match up with those seen in mortgage rates).

Mortgage Market Chaos Unleashed

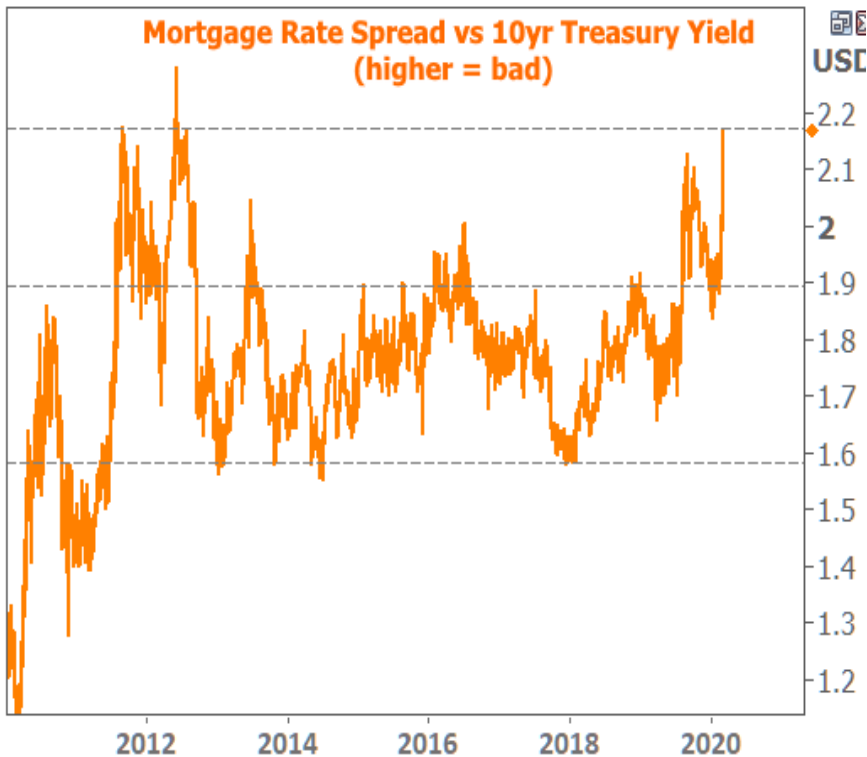
The Treasury vs Mortgage discrepancy went from bad to worse this week. Here's a chart of actual mortgage lender averages versus the 10yr Treasury yield.



To give you an idea of how reliable this relationship CAN BE, here's a longer-term chart (with a few other instances of mortgage rate movement lagging behind Treasury movement, for better or worse).



And here's a chart with a single line that measures the distance between the two rates over time. This is the biggest gap since the last time 10yr yields dropped the way they're dropping now (again, if you're reading this and aren't sure why Treasury yields are capable of moving higher or lower so much more quickly than mortgage rates, please revisit last week's newsletter by clicking here).



Yet despite all those headwinds, mortgage rates finally and officially moved to new all-time lows this week. On one hand, that's great news! On the other hand, it's made a complete mess of the mortgage market. Demand has ramped up in a way that many lenders have never experienced. Some of them have taken to RAISING rates in order to deter new business. Others have completely stopped accepting new applications. In almost all cases, the turn times to accomplish a simple refinance are as high as they've been. And if you happen to need a full appraisal (as opposed to a Property Inspection Waiver), your lender may not have a long enough rate lock time frame to accommodate you.

Fortunately, the big blowout between mortgage rates and Treasury yields means the window of opportunity should remain open long enough for homeowners to calm down and take their time when it comes to locking and moving forward. Depending on rates, time frames, and risks, different strategies may make sense for different borrowers. The only thing that should be a part of any strategy is to make a plan of attack with your mortgage professional. Get on the same page about turn times, lock windows, and rates. And please... for all the reasons discussed above, understand that mortgage rates may indeed be flat to higher on any given day, even if Treasury yields are lower and even if the Fed just cut rates again.

Subscribe to my newsletter online at: <http://mortgageratesupdate.com/jayrodriguez>

Recent Economic Data

Date	Event	Actual	Forecast	Prior
Monday, Mar 02				
10:00AM	Feb ISM Manufacturing PMI	50.1	50.5	50.9
10:00AM	Jan Construction spending (%)	+1.8	0.6	-0.2
Tuesday, Mar 03				
10:00AM	N/A FOMC rate decision (%)	1.000 - 1.250	1.625	1.625
Wednesday, Mar 04				
7:00AM	w/e MBA Purchase Index	265.8		273.1
7:00AM	w/e Mortgage Refinance Index	3594.4		2852.9
8:15AM	Feb ADP National Employment (k)	183	170	291
10:00AM	Feb ISM N-Mfg PMI	57.3	54.9	55.5
Thursday, Mar 05				
8:30AM	w/e Jobless Claims (k)	216	215	219
Friday, Mar 06				
8:30AM	Feb Non-farm payrolls (k)	+273	175	225
8:30AM	Feb Unemployment rate mm (%)	3.5	3.6	3.6
Tuesday, Mar 10				
1:00PM	3-Yr Note Auction (bl)	38		
Wednesday, Mar 11				
7:00AM	w/e MBA Purchase Index	280.7		265.8
7:00AM	w/e Mortgage Refinance Index	6418.9		3594.4
8:30AM	Feb Core CPI (Annual) (%)	2.4	2.3	2.3
Thursday, Mar 12				
8:30AM	Feb Core Producer Prices YY (%)	1.4	1.7	1.7

Event Importance:

No Stars = Insignificant

☆ Low

★ Moderate

★★ Important

★★★ Very Important

Date	Event	Actual	Forecast	Prior
8:30AM	w/e Jobless Claims (k)	211	215	216
Friday, Mar 13				
8:30AM	Feb Import prices mm (%)	-0.5	-0.8	0.0
10:00AM	Mar Consumer Sentiment	95.9	95.0	101.0
Tuesday, Apr 07				
1:00PM	10-yr Note Auction (bl)	25		
Wednesday, Apr 08				
1:00PM	30-Yr Bond Auction (bl)	17		

Choose the Right Independent Home Loan Expert

Your Trusted Nationwide Mortgage Advisor

With over a decade of experience, Jay Rodriguez is your go-to mortgage broker. Originally from Southern California, Jay has 13 state licenses and a deep understanding of the mortgage landscape. Whether you're in Texas or beyond, his commitment to personalized service, competitive rates, and on-time closings sets him apart. First-time buyers, refinancers, and investors alike benefit from his expertise. Contact Jay today to turn your homeownership dreams into reality!

Jay Rodriguez

