



Jay Rodriguez

Independent Mortgage Advisor, Arbor Financial Group
 NMLS# 902610 DRE# 02092450
 13809 Research Boulevard STE 568 Austin, Texas 78750

Office: 512-549-4568
 Mobile: 949-606-2410
 Fax: 888-337-3040
jay@rodriguez.team
[View My Website](#)

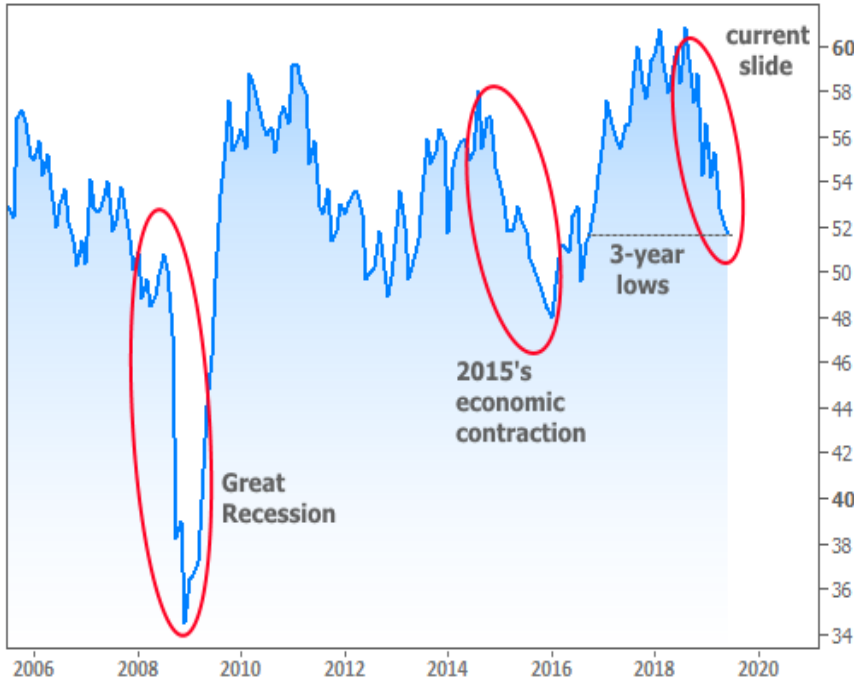
Jobs Report Fires Warning Shot For Rates

Interest rates have been on a tear. They've fallen faster and farther than at any other time in the past 8 years. By some measures, they've managed to maintain positive momentum for as long as they ever do. This naturally begs the question: is it time for a bounce?

Investors expected some clarity on that question from this week's economic data. This was the first look at several of the **most important** reports since the last Fed meeting. At that meeting, the Fed acknowledged investor expectations for rate cuts in 2019, but on the condition of lackluster economic data.

In that regard, this week provided some **massively mixed messages**. At first, it looked like the data would indeed endorse a continuation of the trend toward even lower rates. The Institute for Supply Management (ISM) released its Purchasing Managers Indices (PMIs) for the manufacturing and non-manufacturing sectors on Monday and Wednesday respectively. Although they weren't very far from forecasts, both qualified as lackluster as they did nothing to challenge the notion that we're in one of the weaker patches of the economic cycle.

Manufacturing Index



National Average Mortgage Rates



| | Rate | Change | Points |
|----------------------------|-------|--------|--------|
| Mortgage News Daily | | | |
| 30 Yr. Fixed | 6.89% | 0.00 | 0.00 |
| 15 Yr. Fixed | 6.33% | +0.01 | 0.00 |
| 30 Yr. FHA | 6.33% | +0.01 | 0.00 |
| 30 Yr. Jumbo | 7.05% | 0.00 | 0.00 |
| 5/1 ARM | 6.58% | 0.00 | 0.00 |
| Freddie Mac | | | |
| 30 Yr. Fixed | 6.77% | -0.09 | 0.00 |
| 15 Yr. Fixed | 6.05% | -0.11 | 0.00 |

Rates as of: 7/22

Market Data

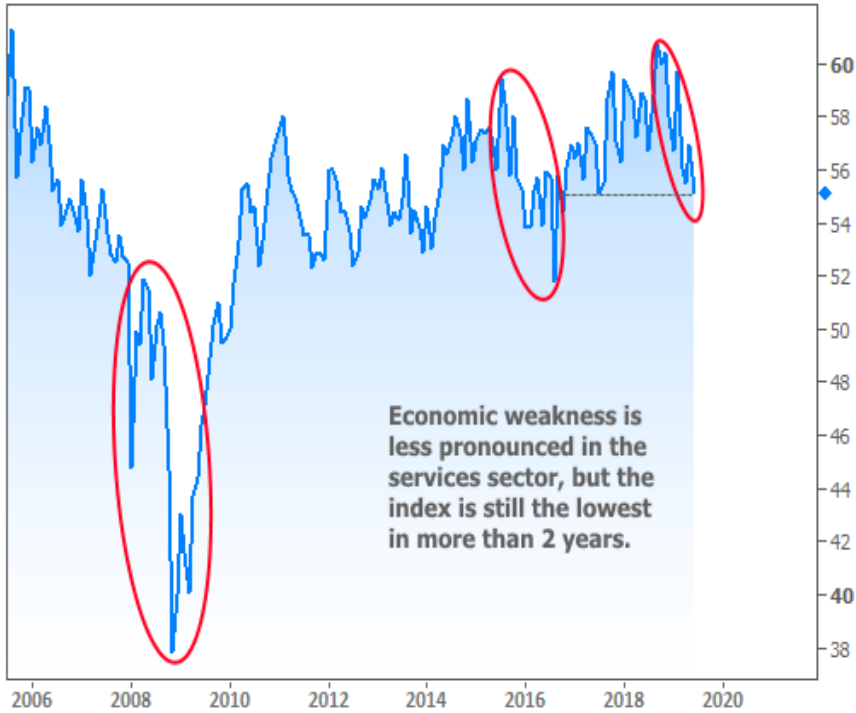
| | Price / Yield | Change |
|----------------|---------------|---------|
| MBS UMBS 5.5 | 99.39 | -0.01 |
| MBS GNMA 5.5 | 99.78 | +0.00 |
| 10 YR Treasury | 4.2379 | -0.0146 |
| 30 YR Treasury | 4.4580 | -0.0145 |

Pricing as of: 7/23 4:57AM EST

Recent Housing Data

| | | Value | Change |
|---------------------|--------|-------|---------|
| Mortgage Apps | Jul 10 | 206.1 | -0.19% |
| Building Permits | Mar | 1.46M | -3.95% |
| Housing Starts | Mar | 1.32M | -13.15% |
| New Home Sales | Mar | 693K | +4.68% |
| Pending Home Sales | Feb | 75.6 | +1.75% |
| Existing Home Sales | Feb | 3.97M | -0.75% |
| Builder Confidence | Mar | 51 | +6.25% |

Non-Manufacturing Index



ISM PMIs are two of the most important monthly economic reports in terms of the ability to influence interest rates. They're second only the Employment Situation (aka "the jobs report" or "NFP" for its headline component: nonfarm payrolls) and occasionally the ADP Employment Report, which can be used as an early indicator for NFP.

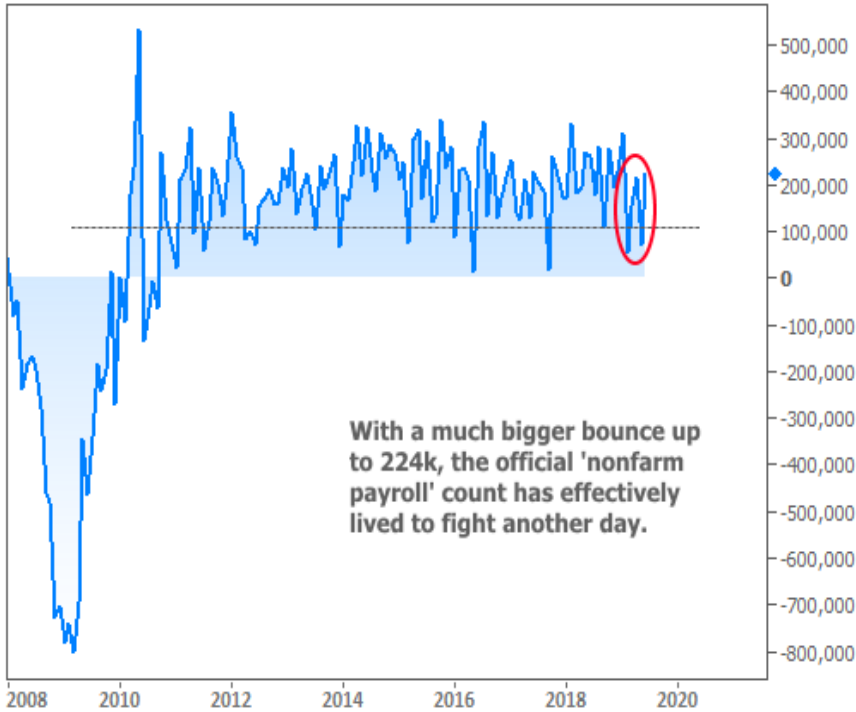
ADP and NFP were more closely watched than normal this week because both were quite a bit lower than normal last time around. ADP was first up on Wednesday. While it didn't convey quite as much weakness as last time, it was weak enough to keep rates **at long-term lows** (and to keep anticipation running high for Friday's NFP number).

ADP Employment



NFP also bounced back, but in **much grander fashion** than ADP, coming in at 224k compared to 72k last month--handily beating the median forecast of 160k.

Nonfarm Payrolls



Whereas Wednesday's data helped rates to break below the recent trend of "higher lows" (lower red line in the following chart), Friday's jobs data completely reversed those gains.

10yr Treasury Yield



At first glance, that may look like defeat for fans of low rates. Indeed, that may prove to be the case in the coming days. But Friday's rate spike stalled out at a level that leaves **some room for hope**. In terms of the 10yr Treasury yield (the best benchmark for momentum in long-term rates like mortgages), rates bounced perfectly on the ceiling that's been intact since the June 19th Fed meeting.



All that to say that although the jobs report **raises doubts** as to just how eager the Fed should be to cut rates, investors aren't giving up on the idea easily. That makes good sense considering the economic picture is too complex for a single economic report to adequately capture. The jobs report may remove some apprehension about a shift in the labor market, but it doesn't magically erase weakness seen in other reports.

The most important repercussion of this week's data is for the Fed. Had NFP been weak, it would have been an easy call for the Fed to cut rates in their meeting at the end of July. Had the ISM and ADP data been as strong as NFP, leaving rates unchanged would have been a similarly easy call. As it stands, the implication is **somewhere in between**. We'll have a great sneak peek at the Fed's thought process in light of this data when Fed Chair Powell delivers his semi-annual congressional testimony on Tuesday and Wednesday next week.

Subscribe to my newsletter online at: <http://mortgageratesupdate.com/jayrodriguez>

Recent Economic Data

| Date | Event | Actual | Forecast | Prior |
|--------------------------|-------------------------------|--------|----------|-------|
| Monday, Jul 01 | | | | |
| 10:00AM | Jun ISM Manufacturing PMI | 51.7 | 51.0 | 52.1 |
| 10:00AM | May Construction spending (%) | -0.8 | 0.1 | 0.0 |
| Tuesday, Jul 02 | | | | |
| 9:45AM | Jun ISM-New York index | 882.1 | | 882.1 |
| Wednesday, Jul 03 | | | | |

Event Importance:

- No Stars = Insignificant
- ☆ Low
- ★ Moderate
- ★★ Important
- ★★★ Very Important

| Date | Event | Actual | Forecast | Prior |
|--------------------------|------------------------------------|--------|----------|--------|
| 7:00AM | w/e Mortgage Refinance Index | 1925.6 | | 1949.5 |
| 7:00AM | w/e MBA Purchase Index | 269.3 | | 266.3 |
| 8:15AM | Jun ADP National Employment (k) | 102.0 | 140 | 27 |
| 8:30AM | May International trade mm \$ (bl) | -55.5 | -54.0 | -50.8 |
| 8:30AM | w/e Jobless Claims (k) | 221 | 220 | 227 |
| 10:00AM | Jun ISM N-Mfg PMI | 55.1 | 55.9 | 56.9 |
| 10:00AM | May Factory orders mm (%) | -0.7 | -0.5 | -0.8 |
| Friday, Jul 05 | | | | |
| 8:30AM | Jun Non-farm payrolls (k) | +224 | 160 | 75 |
| 8:30AM | Jun Unemployment rate mm (%) | 3.7 | 3.6 | 3.6 |
| 8:30AM | Jun Average earnings mm (%) | +0.2 | 0.3 | 0.2 |
| Tuesday, Jul 09 | | | | |
| 1:00PM | 3-Yr Note Auction (bl) | 38 | | |
| Wednesday, Jul 10 | | | | |
| 7:00AM | w/e MBA Purchase Index | 275.6 | | 269.3 |
| 7:00AM | w/e Mortgage Refinance Index | 1799.7 | | 1925.6 |
| 10:00AM | May Wholesale inventories mm (%) | 0.4 | 0.4 | 0.4 |
| 1:00PM | 10-yr Note Auction (bl) | 24 | | |
| Thursday, Jul 11 | | | | |
| 8:30AM | Jun Core CPI (Annual) (%) | 2.1 | 2.0 | 2.0 |
| 8:30AM | w/e Jobless Claims (k) | 209 | 216 | 221 |
| 1:00PM | 30-Yr Bond Auction (bl) | 16 | | |
| Friday, Jul 12 | | | | |
| 8:30AM | Jun Core Producer Prices YY (%) | 2.3 | 2.2 | 2.3 |

Choose the Right Independent Home Loan Expert

Your Trusted Nationwide Mortgage Advisor

With over a decade of experience, Jay Rodriguez is your go-to mortgage broker. Originally from Southern California, Jay has 13 state licenses and a deep understanding of the mortgage landscape. Whether you're in Texas or beyond, his commitment to personalized service, competitive rates, and on-time closings sets him apart. First-time buyers, refinancers, and investors alike benefit from his expertise. Contact Jay today to turn your homeownership dreams into reality!

Jay Rodriguez

