Jake Bivens
Senior Loan Officer, Idaho Mortgage Group
NMLS# 2059302
2548 E Warm Springs Ave Boise, Idaho 83706

Mobile: 208-409-7180
jakebivens@idahomg.com
View My Website

On The Road To Rate Cuts, Markets Asking "Are We There Yet?" (Spoiler Alert: No)

Back in late 2023, we got in the car with the Federal Reserve with the promise of a trip to our favorite place: the land of lower interest rates. In 2024, we keep asking "are we there yet?" The more we ask, the farther we seem to be from the destination.

This trip began with all the best intentions. Softer inflation and cooler economic data led the Fed to expect an opportunity to cut rates several times in 2024. The Fed communicated as much in mid-December. Markets took things a step further with futures contracts pricing in 6 cuts by the end of the year. "6 rate cuts" was a refrain that echoed throughout the mortgage and housing industries. Suddenly, too many people were risking disappointment by not understanding the HIGHLY conditional logic behind the 6 cut mantra.

It wasn't necessarily a mistake for the market to get so far ahead of the Fed's official outlook. After all, the Fed has a history of cutting rates MUCH faster than its projections suggest. But the decision would ultimately be dependent on continued progress on inflation, and more economic cooling.

With the release of this week's inflation data, we now have two consecutive months that raise serious objections to the notion that the Fed will be able to cut any time soon.

This is a chart of the core Consumer Price Index (CPI) in year over year terms. This is the inflation metric that the Fed wants to see at 2% and they've been clear in saying they can cut rates if they're confident that we'll get there. It shows clear, substantial progress toward that goal:

National Average Mortgage Rates

Mortgage News Daily	Rate	Change	Points
30YR Fixed	7.35%	+0.02	0.00
15YR Fixed	7.00%	-0.01	0.00
30YR FHA	6.99%	+0.01	0.00
30YR Jumbo	7.60%	0.00	0.00
7/6 SOFR	6.86%	+0.01	0.00
30YR VA	7.00%	+0.01	0.00

Rates as of: 10/28

MBS and Treasury

	Price / Yield	Change
MBS UMBS 6.0	99.40	-0.06
10 YR Treasury	5.0446	+0.0458
30 YR Treasury	5.3653	+0.0534

Pricing as of: 10/28 3:39PM EST

Recent Housing Data

		Value	Change
Mortgage Apps	Oct 14	188.6	-5.32%
Building Permits	Sep	1.4M	+0.43%
Housing Starts	Sep	1.22M	-4.24%
New Home Sales	Aug	684K	+12.69%
Pending Home Sales	Aug	71.2	0%
Existing Home Sales	Oct	3.99M	+0.25%
Builder Confidence	Oct	29	-9.38%

© 2026 MBS Live, LLC. - This newsletter is a service of MarketNewsletters.com.

The interest rates provided in this newsletter are national averages from independent data sources. Rate/APR terms may differ from those listed above based on the creditworthiness of the borrower. All information provided "as is" for informational purposes only, not intended for trading purposes or financial advice.

Read or subscribe to my newsletter online at: http://mortgageratesupdate.com/jake-bivens-idaho

The following chart shows the same thing, but now in more granular month-over-month terms. This allows us to better assess progress toward the 2% annual goal. It shows the past range that's been consistent with that annual goal, but more importantly, it shows inflation moving up and out of that range last month. This week's report maintained the same "too high" level.

© 2026 MBS Live, LLC. - This newsletter is a service of MarketNewsletters.com.

The interest rates provided in this newsletter are national averages from independent data sources. Rate/APR terms may differ from those listed above based on the creditworthiness of the borrower. All information provided "as is" for informational purposes only, not intended for trading purposes or financial advice.

Read or subscribe to my newsletter online at: http://mortgageratesupdate.com/jake-bivens-idaho

The news wasn't quite as bad from the week's other key inflation report, but it certainly didn't help. The Producer Price Index (PPI), which measures wholesale inflation, has also now seen the highest two consecutive months since inflation first began to calm down in 2022.

© 2026 MBS Live, LLC. - This newsletter is a service of MarketNewsletters.com.

The interest rates provided in this newsletter are national averages from independent data sources. Rate/APR terms may differ from those listed above based on the creditworthiness of the borrower. All information provided "as is" for informational purposes only, not intended for trading purposes or financial advice.

Read or subscribe to my newsletter online at: http://mortgageratesupdate.com/jake-bivens-idaho

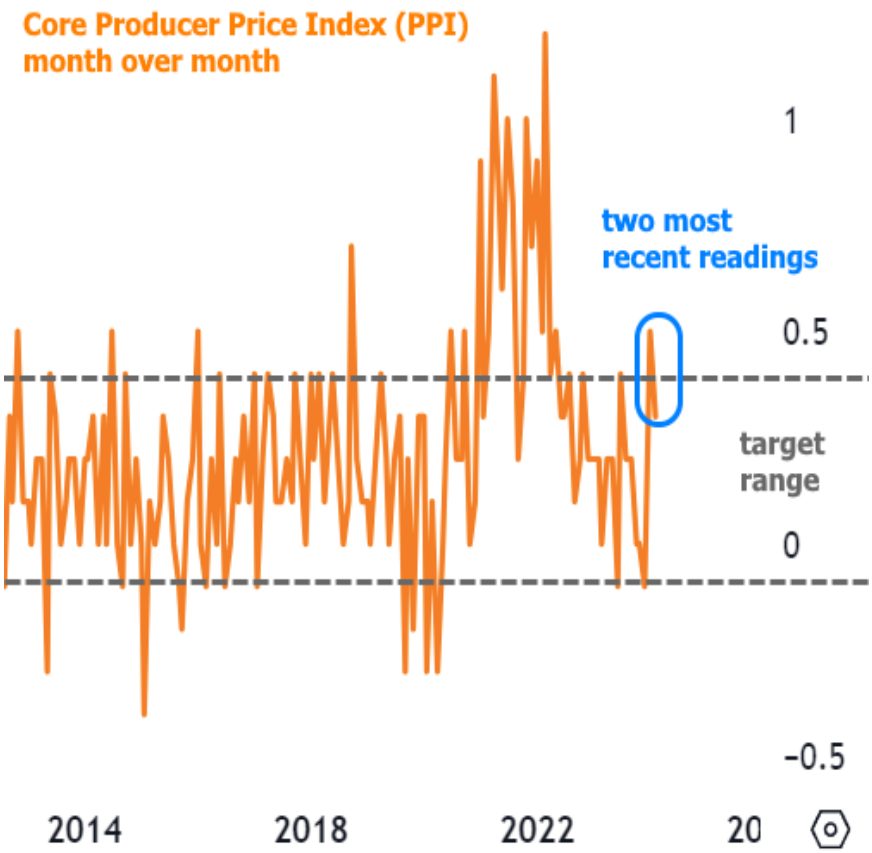

While PPI doesn't usually move markets as much as CPI, and while the results were arguably not as troubling, it actually caused a bigger jump in rates because it added insult to CPI's injury. It also happened to be flanked by upbeat labor market data. The following chart shows ongoing jobless claims, which had recently crested 1.9 million for only the second time since hitting long term lows.

© 2026 MBS Live, LLC. - This newsletter is a service of MarketNewsletters.com.

The interest rates provided in this newsletter are national averages from independent data sources. Rate/APR terms may differ from those listed above based on the creditworthiness of the borrower. All information provided "as is" for informational purposes only, not intended for trading purposes or financial advice.

Read or subscribe to my newsletter online at: http://mortgageratesupdate.com/jake-bivens-idaho

On the road to lower rates, this week's economic reports are tantamount to the driver actually making good on the threat to "turn this car around!" Here's how rates reacted, as seen in terms of 10yr Treasury yields (highly correlated with mortgage rates in terms of day to day movement).

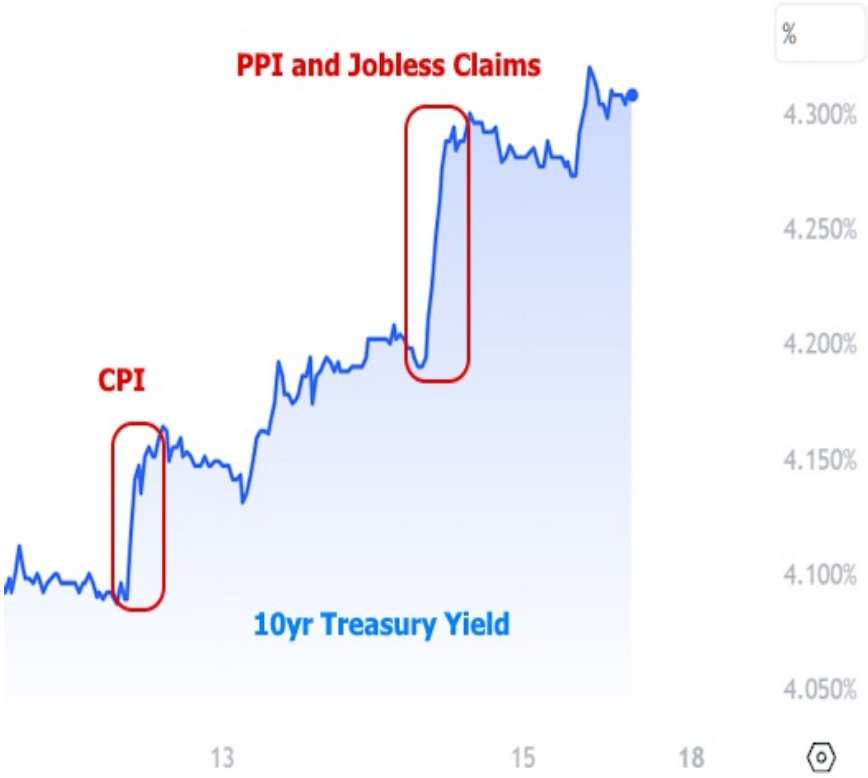

And here's the context going back to the initial rate rally in November and December:

© 2026 MBS Live, LLC. - This newsletter is a service of MarketNewsletters.com.

The interest rates provided in this newsletter are national averages from independent data sources. Rate/APR terms may differ from those listed above based on the creditworthiness of the borrower. All information provided "as is" for informational purposes only, not intended for trading purposes or financial advice.

Read or subscribe to my newsletter online at: http://mortgageratesupdate.com/jake-bivens-idaho

The trajectory for mortgage rates is substantially similar as seen in the chart below, at least if you're looking at the blue line. The orange line shows Freddie Mac's weekly rate survey which was badly tricked by the timing of rate movement over the past two weeks in conjunction with its laggy methodology. Specifically, it's a 5 day average ending on Wednesday. As such, if the previous week sees decent improvement on Thursday and Friday, and the new week doesn't see most of its deterioration until Thursday and Friday, the most recent mark will move down instead of up. This is exactly what happened during this cycle.

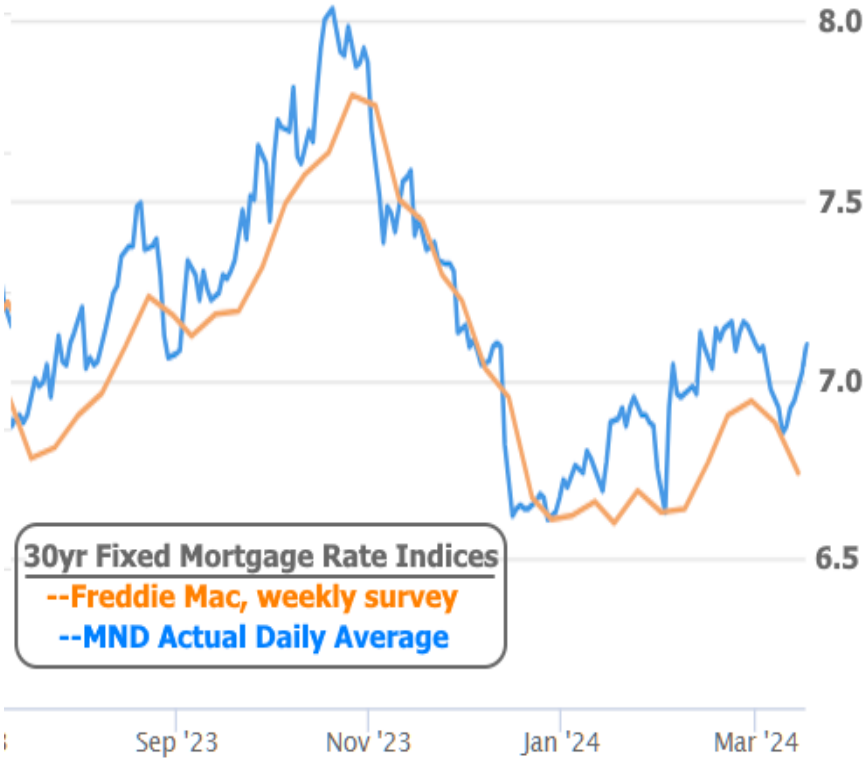

Looking ahead, next week's obvious focus is Wednesday's Fed Announcement. To be sure, there is no chance of a rate cut at this meeting. Instead, markets will focus intently on the Fed's updated rate projections. These only come out 4 times a year, so this will be the first update since December 13th and it will provide valuable insight as to how the past 2 months of higher inflation readings have affected the Fed's rate outlook.

Subscribe to my newsletter online at: http://mortgageratesupdate.com/jake-bivens-idaho

Recent Economic Data

Date	Event	Actual	Forecast	Prior
Tuesday, Mar 12				
8:30AM	Feb m/m Headline CPI (%)	0.4%	0.4%	0.3%
8:30AM	Feb y/y CORE CPI (%)	3.8%	3.7%	3.9%
8:30AM	Feb m/m CORE CPI (%)	0.4%	0.3%	0.4%
Wednesday, Mar 13				
7:00AM	Mar/08 MBA Refi Index	480.3		428.1
7:00AM	Mar/08 MBA Purchase Index	147.7		141.1

Event Importance:

No Stars = Insignificant
☆ Low
★ Moderate
★★ Important
★★ Very Important

© 2026 MBS Live, LLC. - This newsletter is a service of MarketNewsletters.com.

The interest rates provided in this newsletter are national averages from independent data sources. Rate/APR terms may differ from those listed above based on the creditworthiness of the borrower. All information provided "as is" for informational purposes only, not intended for trading purposes or financial advice.

Read or subscribe to my newsletter online at: http://mortgageratesupdate.com/jake-bivens-idaho

Date	Event	Actual	Forecast	Prior
Thursday, Mar 14				
8:30AM	Feb Core Producer Prices MM (%)	0.3%	0.2%	0.5%
8:30AM	Feb Core Producer Prices YY (%)	2%	1.9%	2%
8:30AM	Mar/02 Continued Claims (ml)	1811K	1900K	1906K
8:30AM	Mar/09 Jobless Claims (k)	209K	218K	217K
8:30AM	Feb Producer Prices (%)	0.6%	0.3%	0.3%
8:30AM	Feb Retail Sales (%)	0.6%	0.8%	-0.8%
10:00AM	Jan Business Inventories (%)	0%	0.2%	0.4%
Friday, Mar 15				
8:30AM	Mar NY Fed Manufacturing	-20.9	-7	-2.4
8:30AM	Feb Import prices mm (%)	0.3%	0.3%	0.8%
9:15AM	Feb Industrial Production (%)	0.1%	0%	-0.1%
10:00AM	Mar Consumer Sentiment (ip)	76.5	76.9	76.9
Monday, Mar 18				
10:00AM	Mar NAHB housing market indx	51	48	48
Tuesday, Mar 19				
8:30AM	Feb Building permits: number (ml)	1.518M	1.495M	1.489M
8:30AM	Feb Housing starts number mm (ml)	1.521M	1.425M	1.331M
Wednesday, Mar 20				
2:00PM	Fed Interest Rate Decision	5.5%	5.5%	5.5%
2:00PM	FOMC Economic Projections			
2:30PM	Fed Press Conference			
Thursday, Mar 21				
8:30AM	Mar Philly Fed Business Index	3.2	-2.3	5.2
8:30AM	Mar/16 Jobless Claims (k)	210K	215K	209K
9:45AM	Mar S&P Global Manuf. PMI	52.5	51.7	52.2
9:45AM	Mar S&P Global Composite PMI	52.2		52.5
9:45AM	Mar S&P Global Services PMI	51.7	52	52.3
10:00AM	Feb Existing home sales (ml)	4.38M	3.94M	4M

© 2026 MBS Live, LLC. - This newsletter is a service of MarketNewsletters.com.

The interest rates provided in this newsletter are national averages from independent data sources. Rate/APR terms may differ from those listed above based on the creditworthiness of the borrower. All information provided "as is" for informational purposes only, not intended for trading purposes or financial advice.

Read or subscribe to my newsletter online at: http://mortgageratesupdate.com/jake-bivens-idaho