

Eric Gousios
Mortgage Broker, Client Direct Mortgage
NMLS# 232541
2700 Ygnacio Valley Rd Suite 255 Walnut Creek, CA 94598

Office: 847-888-4241
eric@866mylender.com
View My Website

Tougher Week For Rates, But Mortgage Apps Soar to 3 Year High

Mortgage rates pulled back this week as the bond market digested geopolitical tension. After the 3-day holiday weekend, traders returned to find overseas markets pushing bond yields higher.

The lesser of the two motivations had to do with fallout over fiscal issues in Japan which prompted heavy selling of Japanese bonds. There is often a certain amount of correlation between the sovereign debt of major economies and it's not uncommon to see U.S. yields moving higher if there's a big uptick in Asia/Europe. Generally speaking higher yields translate to higher mortgage rates.

The larger issue was geopolitical in nature. European markets reacted to escalation of the administration's stance on Greenland over the weekend. New tariff threats were part of the problem, but the most noticeable uptick in trading volume followed news that a Danish pension fund was pulling out of Treasuries.

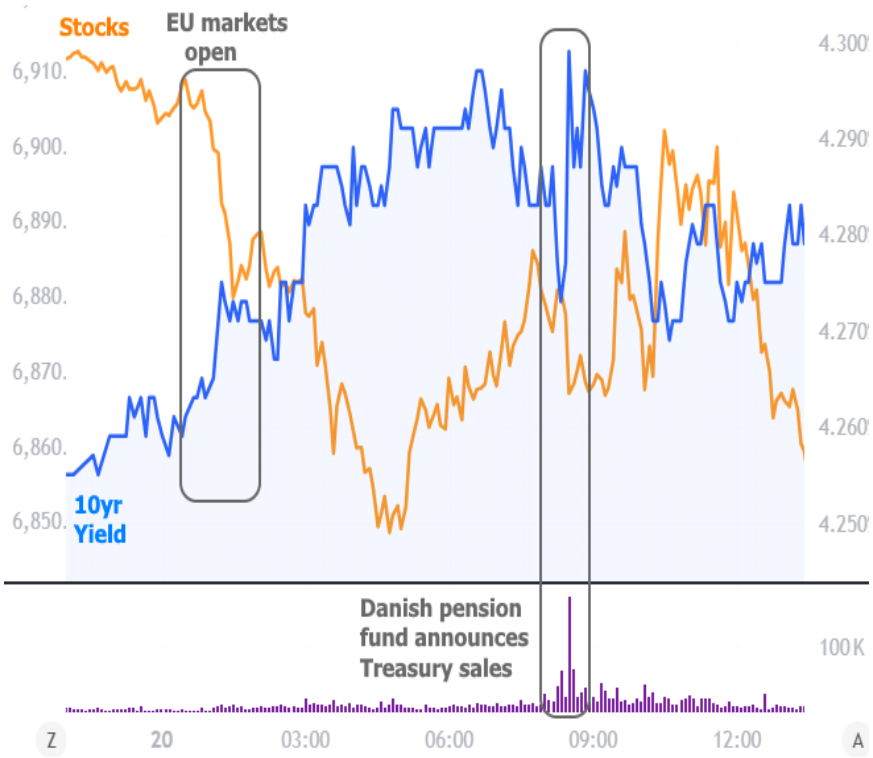

National Average Mortgage Rates

Mortgage News Daily	Rate	Change	Points
30YR Fixed	7.35%	+0.02	0.00
15YR Fixed	7.00%	-0.01	0.00
30YR FHA	6.99%	+0.01	0.00
30YR Jumbo	7.60%	0.00	0.00
7/6 SOFR	6.86%	+0.01	0.00
30YR VA	7.00%	+0.01	0.00

Rates as of: 10/28

MBS and Treasury

	Price / Yield	Change
MBS UMBS 6.0	99.72	+0.12
10 YR Treasury	4.9705	-0.0460
30 YR Treasury	5.3119	-0.0334

Pricing as of: 10/29 10:58AM EST

Recent Housing Data

		Value	Change
Mortgage Apps	Oct 14	188.6	-5.32%
Building Permits	Sep	1.4M	+0.43%
Housing Starts	Sep	1.22M	-4.24%
New Home Sales	Aug	684K	+12.69%
Pending Home Sales	Aug	71.2	0%
Existing Home Sales	Oct	3.99M	+0.25%
Builder Confidence	Oct	29	-9.38%

© 2026 MBS Live, LLC. - This newsletter is a service of MarketNewsletters.com.

The interest rates provided in this newsletter are national averages from independent data sources. Rate/APR terms may differ from those listed above based on the creditworthiness of the borrower. All information provided "as is" for informational purposes only, not intended for trading purposes or financial advice.

Read or subscribe to my newsletter online at: http://mortgageratesupdate.com/ericgousios

That strategy wasn't seen as sustainable for the rest of Europe's money managers and the overall amount was small in the grand scheme of things, hence the minimal additional rise in 10yr yields.

From that point on, the bond market calmed down through the end of the week. Economic reports were uneventful and several of the biggest examples were very stale as agencies continue getting caught up after the government shutdown.

Mortgage rates were affected by Tuesday morning's bond market weakness, with the average lender pulling back up to levels seen before the big drop on January 9th after the administration's MBS buying announcement. That said, mortgage rates are handily outperforming Treasuries thanks to that same announcement (and, indeed, thanks to actual MBS purchases). There's no other way to explain the following chart:

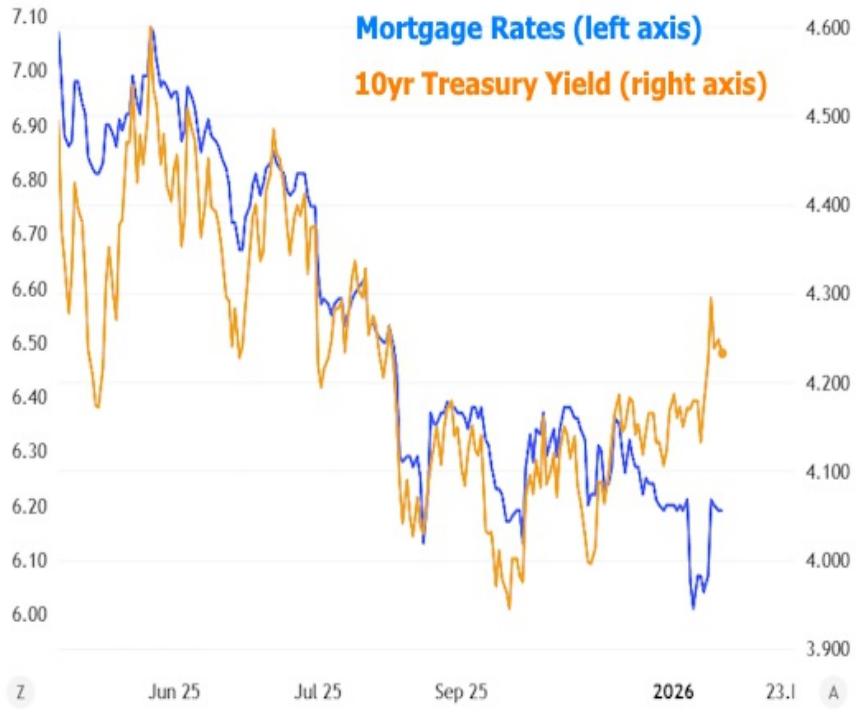

In other words, the MBS buying announcement initially caused mortgage rates to surge lower. Now this week, it's providing insulation to mortgage rates against moving higher at the pace seen in Treasuries.

The results of the recent rate rally were on full display in this week's mortgage application data from the Mortgage Bankers Association (MBA).

© 2026 MBS Live, LLC. - This newsletter is a service of MarketNewsletters.com.

The interest rates provided in this newsletter are national averages from independent data sources. Rate/APR terms may differ from those listed above based on the creditworthiness of the borrower. All information provided "as is" for informational purposes only, not intended for trading purposes or financial advice.

Read or subscribe to my newsletter online at: http://mortgageratesupdate.com/ericgousios

It's normal for refi demand to respond to big rate rallies, but a case could be made that purchase apps are getting some benefit as well. They advanced to their highest level in 3 years this week.

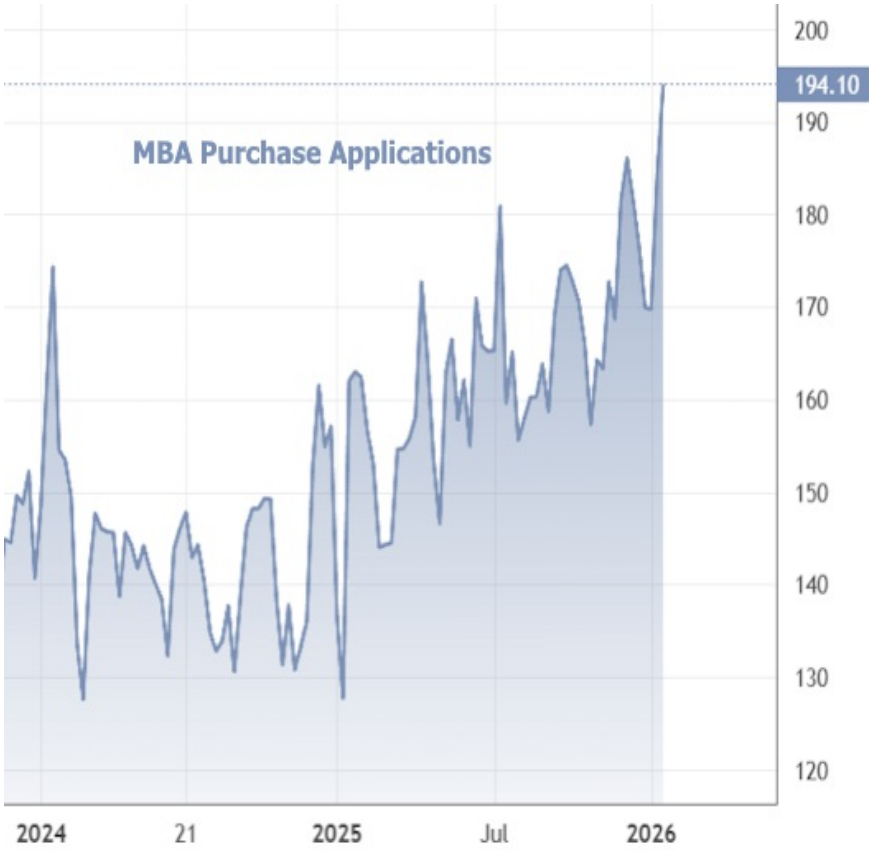

© 2026 MBS Live, LLC. - This newsletter is a service of MarketNewsletters.com.

The interest rates provided in this newsletter are national averages from independent data sources. Rate/APR terms may differ from those listed above based on the creditworthiness of the borrower. All information provided "as is" for informational purposes only, not intended for trading purposes or financial advice.

Read or subscribe to my newsletter online at: http://mortgageratesupdate.com/ericgousios

Overall, mortgage apps are the highest in nearly 4 years after this week's data:

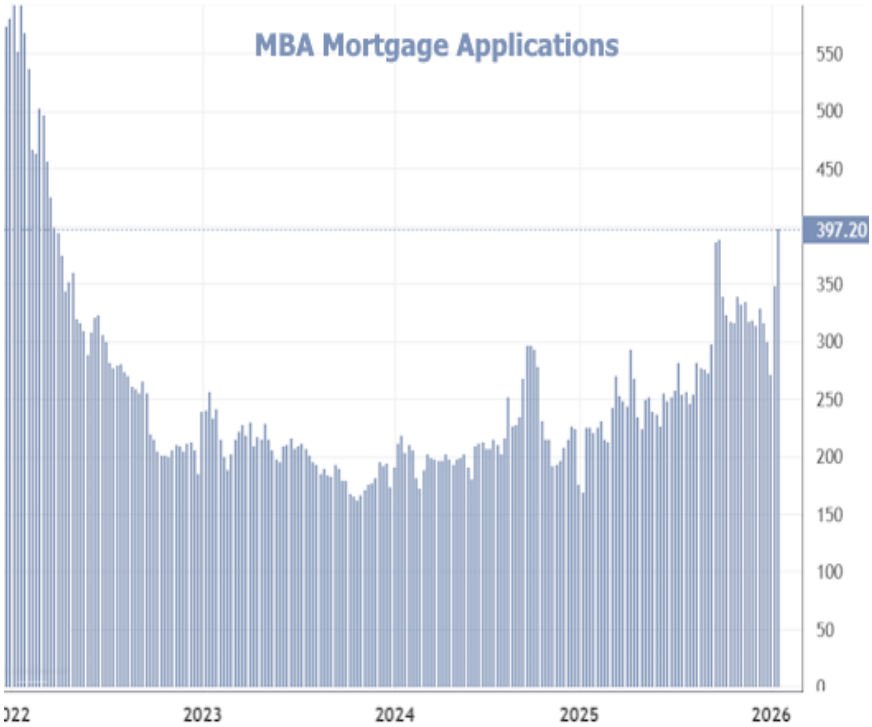

Next week brings several more economic reports, but none that are as important for rates as the jobs report that comes out on February 6th. That leaves the Fed announcement as the most newsworthy event. In this case, the market effectively sees a zero percent chance of a Fed rate cut this time around, but the text of the statement and Fed Chair Powell's press conference can always offer clues to how the Fed will approach the following meeting (March 18th).

Subscribe to my newsletter online at: http://mortgageratesupdate.com/ericgousios

Recent Economic Data

Date	Event	Actual	Forecast	Prior
Tuesday, Jan 20				
8:15AM	ADP Employment Change Weekly	8K		11.75K
Wednesday, Jan 21				
7:00AM	Jan/16 MBA Refi Index	1580.8		1313.1
7:00AM	Jan/16 MBA Purchase Index	194.1		184.6
10:00AM	Dec Pending Home Sales (%)	-9.3%	-0.3%	3.3%
Thursday, Jan 22				
8:30AM	Q3 GDP (%)	4.4%	4.3%	3.8%
8:30AM	Jan/17 Jobless Claims (k)	200K	212K	198K
10:00AM	Nov Core PCE (y/y) (%)	2.8%	2.8%	2.7%
10:00AM	Oct Core PCE (y/y) (%)	2.7%	2.7%	2.8%
Friday, Jan 23				
9:45AM	Jan S&P Global Services PMI	52.5	52.8	52.5

Event Importance:

No Stars = Insignificant
☆ Low
★ Moderate
★★ Important
★★ Very Important

© 2026 MBS Live, LLC. - This newsletter is a service of MarketNewsletters.com.

The interest rates provided in this newsletter are national averages from independent data sources. Rate/APR terms may differ from those listed above based on the creditworthiness of the borrower. All information provided "as is" for informational purposes only, not intended for trading purposes or financial advice.

Read or subscribe to my newsletter online at: http://mortgageratesupdate.com/ericgousios

Date	Event	Actual	Forecast	Prior
9:45AM	Jan S&P Global Manuf. PMI	51.9	52	51.8
10:00AM	Jan Consumer Sentiment (ip)	56.4	54.0	52.9
Monday, Jan 26				
8:30AM	Nov Durable goods (%)	5.3%	3.7%	-2.2%
Tuesday, Jan 27				
8:15AM	ADP Employment Change Weekly	7.75K		8.0K
9:00AM	Nov FHFA Home Prices y/y (%)	1.9%		1.7%
9:00AM	Nov Case Shiller Home Prices-20 y/y (%)	1.4%	1.2%	1.3%
Wednesday, Jan 28				
2:00PM	Fed Interest Rate Decision	3.75%	3.75%	3.75%
2:30PM	Fed Press Conference			
Thursday, Jan 29				
8:30AM	Jan/24 Jobless Claims (k)	209K	205K	200K
Friday, Jan 30				
8:30AM	Dec PPI m/m (%)	0.5%	0.2%	0.2%

Helping families buy and refinance homes since 1996.

I appreciate the opportunity to help manage your mortgage and financial needs not just today, but for a lifetime. Illinois Loan programs for buying your new home or refinancing with VA, VA IRRRL, FHA, FHA Streamline, and Conventional loans. Illinois Residential Mortgage Licensee MB.6760479.

Eric Gousios

EQUAL HOUSING LENDER

© 2026 MBS Live, LLC. - This newsletter is a service of MarketNewsletters.com.

The interest rates provided in this newsletter are national averages from independent data sources. Rate/APR terms may differ from those listed above based on the creditworthiness of the borrower. All information provided "as is" for informational purposes only, not intended for trading purposes or financial advice.

Read or subscribe to my newsletter online at: http://mortgageratesupdate.com/ericgousios