

Chris Jones
Mortgage Loan Officer, Nexa Mortgage, LLC
130813
3100 W Ray Road #201, Office 209 Chandler, Arizona 85226

Office: 312-505-9949
Mobile: 312-505-9949
chrisjones@nexamortgage.com
View My Website

War Still Weighing on Rates, But Volatility Continues to Ebb

Whereas the entire month of March was "up, up, and away" for interest rates, April has been far calmer by comparison. The average lender ended the week in slightly lower territory and there was less volatility to boot. Refreshingly, the lower volatility means that weekly surveys were aligned with daily rates in showing the modest drop (unlike last week).

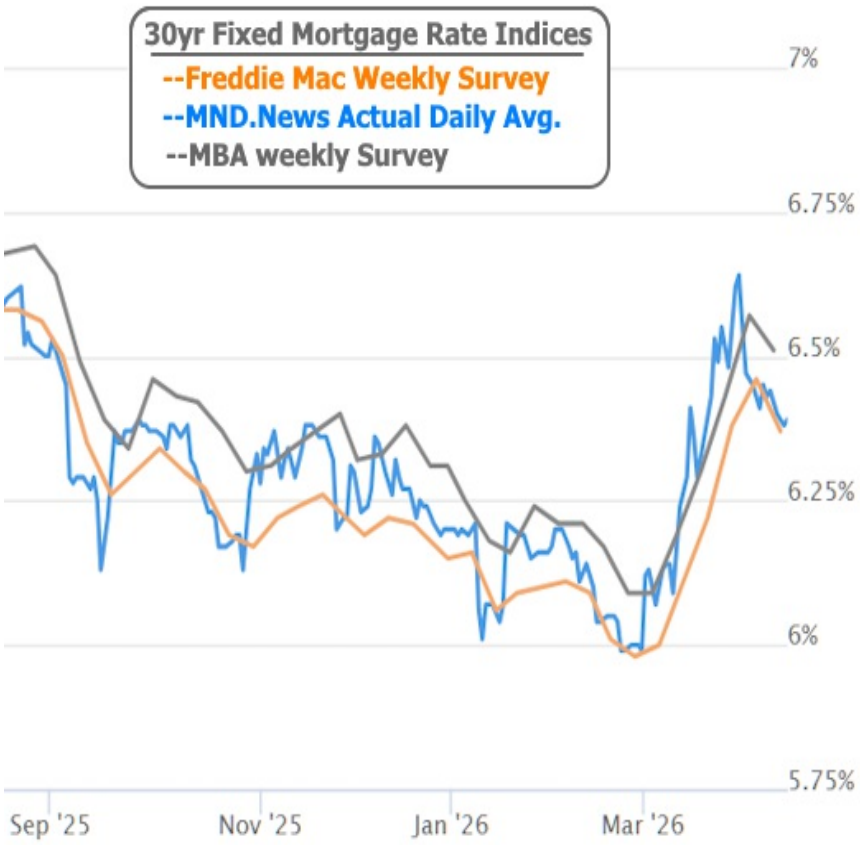

That said, there's no question that the Iran war remains the most compelling source of market motivation. Inflation is the key reason--specifically inflation implied by oil prices. Tuesday's ceasefire news had the biggest impact. It caused a quick drop in oil prices. Interest rates (represented by 10yr Treasury yields in the charts below) followed, but everything bounced back a bit as the ceasefire was increasingly tested in various ways in the second half of the week.

National Average Mortgage Rates



	Rate	Change	Points
Mortgage News Daily			
30YR Fixed	7.32%	-0.02	0.00
15YR Fixed	6.87%	-0.02	0.00
30YR FHA	6.95%	-0.01	0.00
30YR Jumbo	7.42%	-0.03	0.00
7/6 SOFR	6.70%	-0.13	0.00
30YR VA	6.97%	0.00	0.00

Rates as of: 11/24

MBS and Treasury

	Price / Yield	Change
MBS UMBS 6.0	99.88	+0.28
10 YR Treasury	4.8670	-0.0597
30 YR Treasury	5.2675	-0.0539

Pricing as of: 11/25 3:40AM EST

Recent Housing Data

		Value	Change
Mortgage Apps	Nov 11	199.8	-2.35%
Building Permits	Oct	1.3M	-7.5%
Housing Starts	Oct	1.31M	+7.21%
New Home Sales	Sep	676K	-1.17%
Pending Home Sales	Oct	63	-4.69%
Existing Home Sales	Oct	3.99M	+0.25%
Builder Confidence	Nov	25	-13.79%

© 2026 MBS Live, LLC. - This newsletter is a service of MarketNewsletters.com.

The interest rates provided in this newsletter are national averages from independent data sources. Rate/APR terms may differ from those listed above based on the creditworthiness of the borrower. All information provided "as is" for informational purposes only, not intended for trading purposes or financial advice.

Read or subscribe to my newsletter online at: http://mortgageratesupdate.com/chrisjonesmortgage

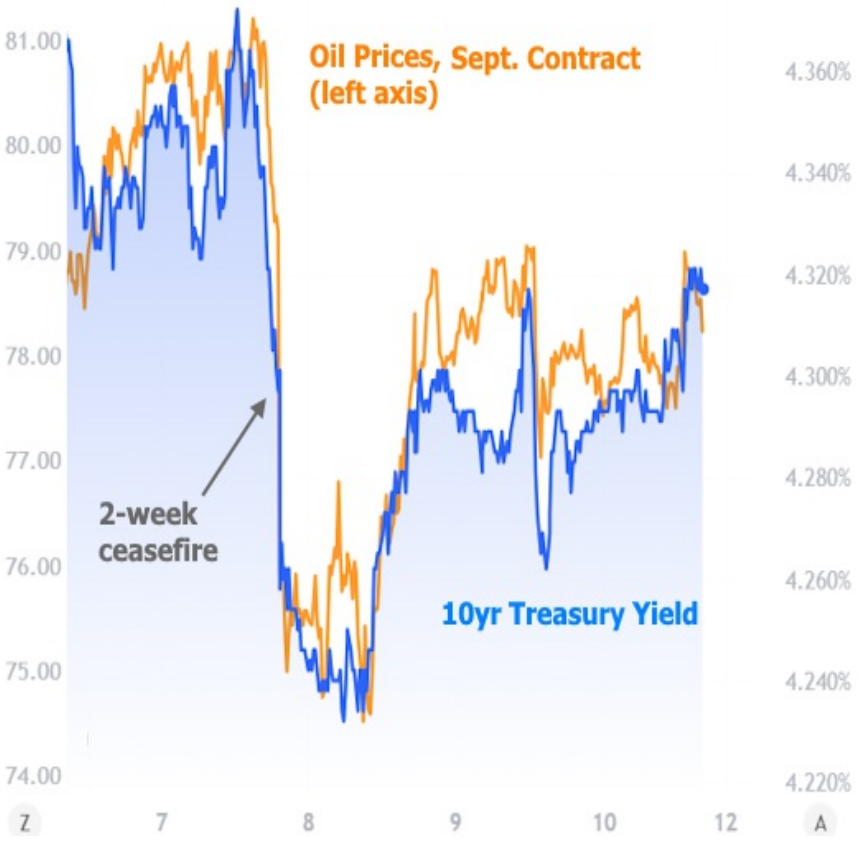

As the mortgage rate chart suggested above, there's still a long way to go before erasing the war-related impacts.

© 2026 MBS Live, LLC. - This newsletter is a service of MarketNewsletters.com.

The interest rates provided in this newsletter are national averages from independent data sources. Rate/APR terms may differ from those listed above based on the creditworthiness of the borrower. All information provided "as is" for informational purposes only, not intended for trading purposes or financial advice.

Read or subscribe to my newsletter online at: http://mortgageratesupdate.com/chrisjonesmortgage



Unlike last week, this week offered better evidence of oil prices impacting official inflation data. The Consumer Price Index (CPI) came out on Friday at the highest year-over-year level since 2024.

© 2026 MBS Live, LLC. - This newsletter is a service of MarketNewsletters.com.

The interest rates provided in this newsletter are national averages from independent data sources. Rate/APR terms may differ from those listed above based on the creditworthiness of the borrower. All information provided "as is" for informational purposes only, not intended for trading purposes or financial advice.

Read or subscribe to my newsletter online at: http://mortgageratesupdate.com/chrisjonesmortgage

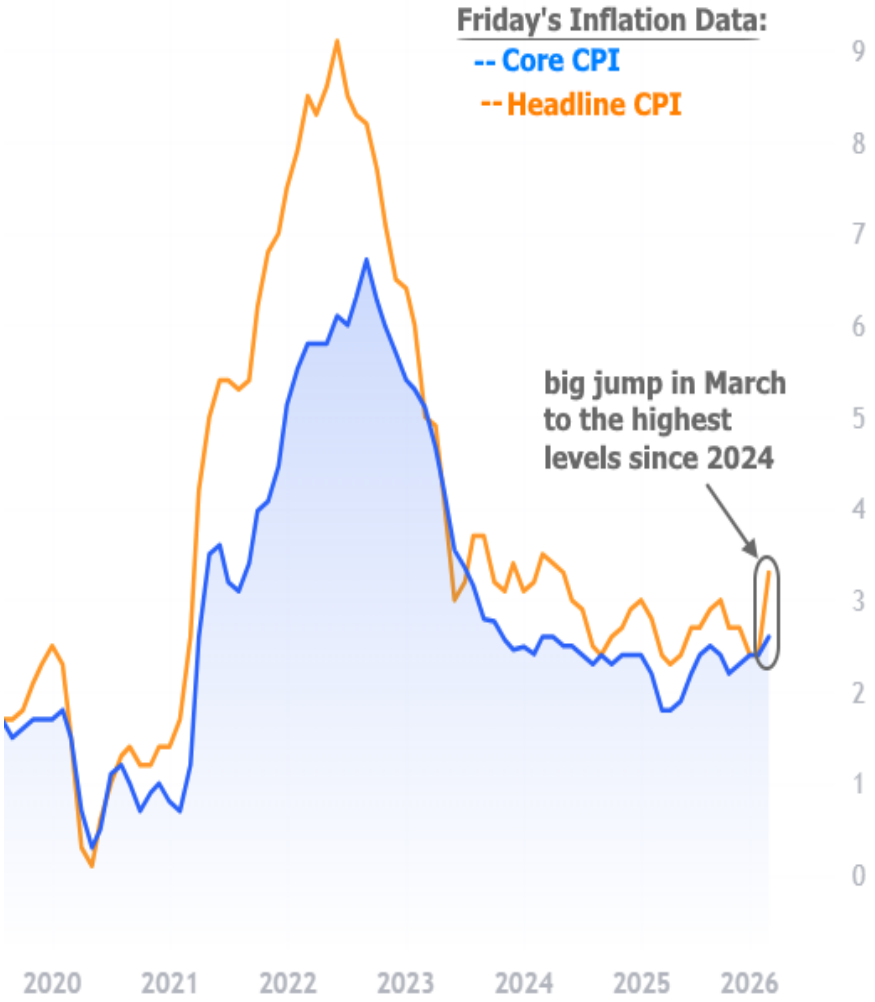

It may not look like much on the chart above, but the bond market has been hoping to see monthly inflation growing at a pace just below 0.2%. This latest report was more than 4 times faster, and twice as fast as any month from the past several years.

© 2026 MBS Live, LLC. - This newsletter is a service of MarketNewsletters.com.

The interest rates provided in this newsletter are national averages from independent data sources. Rate/APR terms may differ from those listed above based on the creditworthiness of the borrower. All information provided "as is" for informational purposes only, not intended for trading purposes or financial advice.

Read or subscribe to my newsletter online at: http://mortgageratesupdate.com/chrisjonesmortgage

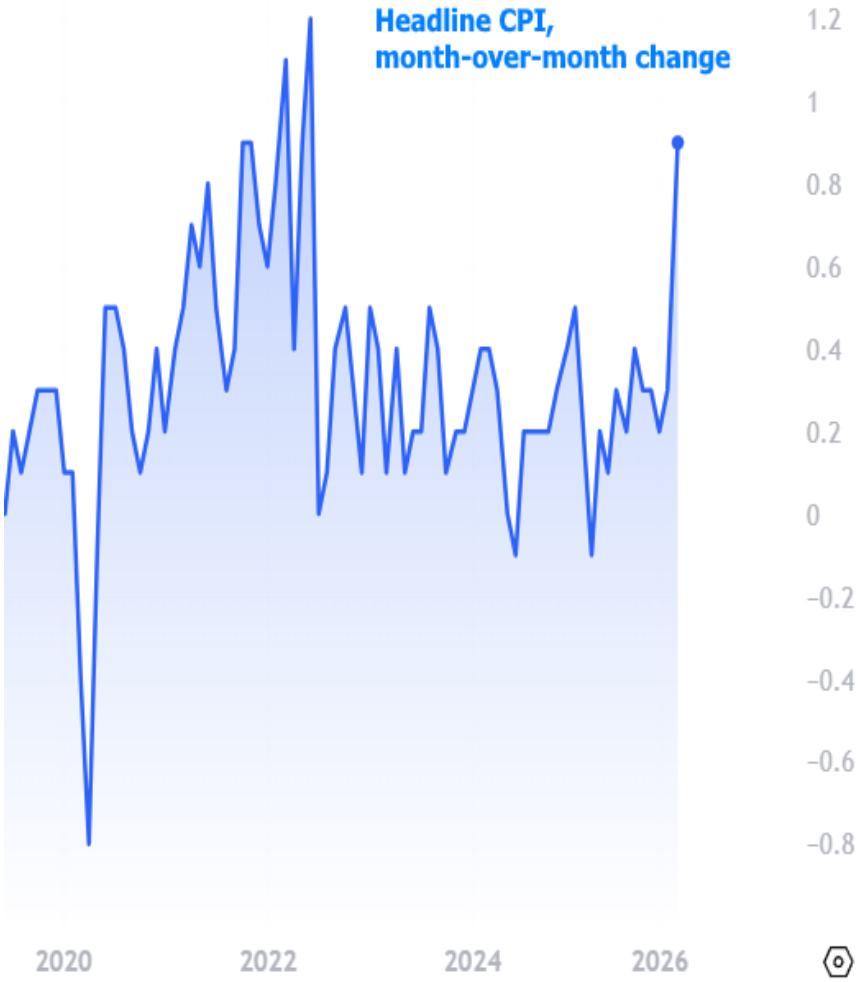

The inflation is showing up in other data as well. This week's most notable example (apart from CPI) was the price index component of the ISM Services data which hit the highest level since 2022.

© 2026 MBS Live, LLC. - This newsletter is a service of MarketNewsletters.com.

The interest rates provided in this newsletter are national averages from independent data sources. Rate/APR terms may differ from those listed above based on the creditworthiness of the borrower. All information provided "as is" for informational purposes only, not intended for trading purposes or financial advice.

Read or subscribe to my newsletter online at: http://mortgageratesupdate.com/chrisjonesmortgage



Here too, the month-over-month change was a problem. ISM hasn't recorded a bigger change since 2012.

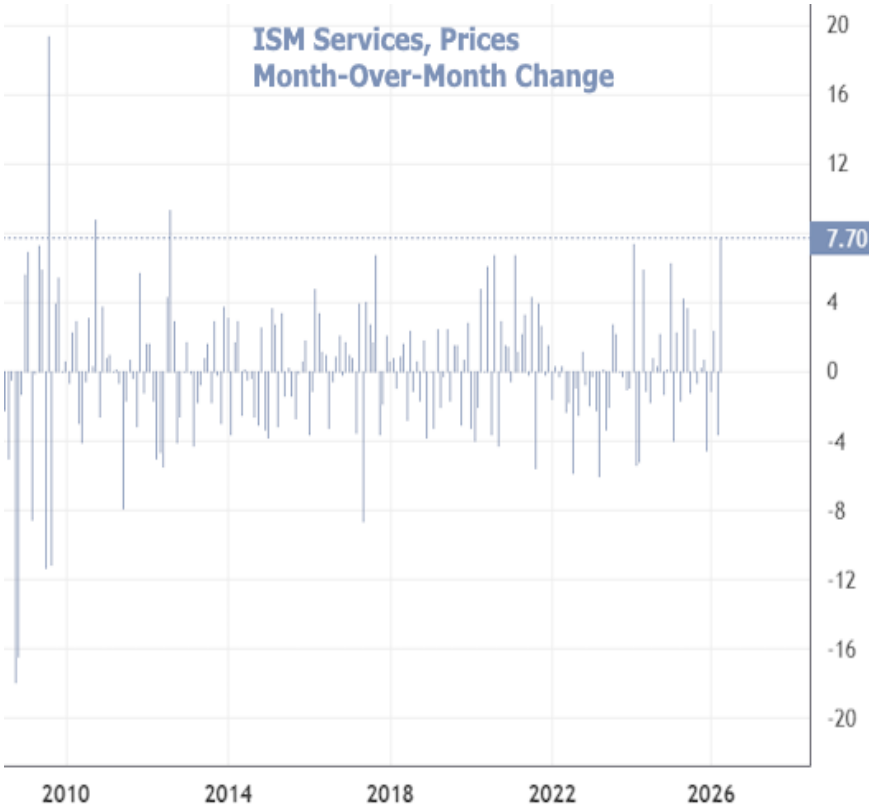

The upcoming week is much lighter in terms of scheduled economic data, leaving the market free to focus solely on energy price fluctuations driven by geopolitical developments.

© 2026 MBS Live, LLC. - This newsletter is a service of MarketNewsletters.com.

The interest rates provided in this newsletter are national averages from independent data sources. Rate/APR terms may differ from those listed above based on the creditworthiness of the borrower. All information provided "as is" for informational purposes only, not intended for trading purposes or financial advice.

Read or subscribe to my newsletter online at: http://mortgageratesupdate.com/chrisjonesmortgage

Subscribe to my newsletter online at: http://mortgageratesupdate.com/chrisjonesmortgage

Recent Economic Data

Date	Event	Actual	Forecast	Prior
Monday, Apr 06				
10:00AM	Mar ISM N-Mfg PMI	54.0	55	56.1
10:00AM	Mar ISM Services Prices	70.7		63.0
Tuesday, Apr 07				
8:30AM	Feb Durable goods (%)	-1.4%	-0.5%	0%
11:00AM	Mar Consumer Inflation Expectations	3.4%		3%
Wednesday, Apr 08				
7:00AM	Apr/03 MBA Refi Index	919.9		946.4
7:00AM	Apr/03 MBA Purchase Index	161.1		159.4
Thursday, Apr 09				
8:30AM	Apr/04 Jobless Claims (k)	219K	210K	202K
8:30AM	Feb PCE (y/y) (%)	2.8%	2.8%	2.8%
8:30AM	Q4 GDP (%)	0.5%	0.7%	4.4%
Friday, Apr 10				
8:30AM	Mar m/m Headline CPI (%)	0.9%	0.9%	0.3%
8:30AM	Mar y/y Headline CPI (%)	3.3%	3.3%	2.4%
10:00AM	Apr Consumer Sentiment (ip)	47.6	52	53.3
Monday, Apr 13				
10:00AM	Mar Existing home sales (ml)	3.98M	4.06M	4.09M
Tuesday, Apr 14				
8:30AM	Mar PPI y/y	4%	4.6%	3.4%
8:30AM	Mar PPI m/m (%)	0.5%	1.1%	0.7%
Wednesday, Apr 15				
8:30AM	Mar Import prices mm (%)	0.8%	2%	1.3%
10:00AM	Apr NAHB housing market indx	34	37	38
Thursday, Apr 16				
8:30AM	Apr/11 Jobless Claims (k)	207K	215K	218K
8:30AM	Apr Philly Fed Business Index	26.7	10	18.1

Event Importance:

No Stars = Insignificant
☆ Low
★ Moderate
★★ Important
★★ Very Important

© 2026 MBS Live, LLC. - This newsletter is a service of MarketNewsletters.com.

The interest rates provided in this newsletter are national averages from independent data sources. Rate/APR terms may differ from those listed above based on the creditworthiness of the borrower. All information provided "as is" for informational purposes only, not intended for trading purposes or financial advice.

Read or subscribe to my newsletter online at: http://mortgageratesupdate.com/chrisjonesmortgage