Casey Sullivan
Loan Officer and Branch Manager, The Sullivan Group at CrossCountry Mortgage
NMLS237837, CrossCounty Mortgage NMLS3029, Branch
2125 Oak Grove Rd. Ste. 328 Walnut Creek, CA 94598

Office: 925-395-4212
Mobile: 925-789-0065
casey@thesullivangrp.com
View My Website

THE FED RATE CUT HAS NOTHING TO DO WITH MORTGAGE RATES

The Fed announced an emergency rate cut of 50bps today (0.50%). Great! So your mortgage rate could be 0.5% lower, right?

WRONG!

And to be clear, that's not one of those all-caps, bold lettered internet claims made by some guy with an agenda who may or may not be worthy of your trust. It's bona fide, verifiable documentable, incontrovertible fact. Those who fail to understand it (or at least accept it) really need to read the rest of this article.

The crux of the thesis, with more caps-lock and emphasis: THE FED DOESN'T SET MORTGAGE RATES.

Here are several recent examples of the same thesis for those that really want to dig in to the underlying science and track record:

Worst Week For Rates in 6 Years. Fed Rate Cut Won't Help
The Fed Did NOT Cut Mortgage Rates
Why a Fed Rate Cut Might Mean Higher Rates
The Fed Will Hike, But Rates Could Keep Falling

If you're not the link-clicking type, away we go with the full explanation!

One of the key sources of confusion here is that mortgage rates **definitely DO care** about what the Fed does. This is especially true in cases where the Fed changes its policies on buying the bonds that directly affect mortgage rates. It's even true when the Fed changes its stance on the Fed Funds Rates (the thing that they cut by 50 bps just now), but that's where the correlation gets tricky.

There are 3 key ways to understand the paradox.

1. **The Fed Rate is a Battleship in a River**

Average Mortgage Rates

Mortgage News Daily	Rate	Change	Points
30YR Fixed	7.29%	-0.06	0.00
15YR Fixed	6.95%	-0.05	0.00
30YR FHA	6.91%	-0.08	0.00
30YR Jumbo	7.55%	-0.05	0.00
7/6 SOFR	6.88%	+0.02	0.00
30YR VA	6.92%	-0.08	0.00

Rates as of: 10/29

© 2026 MBS Live, LLC. - This newsletter is a service of MarketNewsletters.com.

The interest rates provided in this newsletter are national averages from independent data sources. Rate/APR terms may differ from those listed above based on the creditworthiness of the borrower. All information provided "as is" for informational purposes only, not intended for trading purposes or financial advice.

Read or subscribe to my newsletter online at: http://mortgageratesupdate.com/caseysullivan

The Fed meets to MAYBE change its rate only 8 times a year, barring emergencies (like today). Mortgage-backed bonds and Treasuries, on the other hand, can change thousands of times a day. Mortgage lenders update rate sheets at least once every business day. In short, mortgage rates and the bond market are FAR MORE NIMBLE than the Fed and, to whatever extent they are going to take guidance from a Fed rate decision, they ALWAYS move WELL in advance because Fed rate changes are very well-telegraphed these days (even today's emergency cut). Bottom line, mortgages react to the Fed rate cut BEFORE it ever happens, but even then, a Fed cut might not convince mortgage rates to move lower due to the other 2 factors.

2. The Fed Rate is a Different Animal Compared to Mortgage Rates

The Fed Funds Rate applies to loans with a term of up to 1 day (essentially last minute money shuffling between banks in order to ensure everyone has the money they need for the day if the previous day happened to create an imbalance). Mortgages, of course, can be loans of up to 30 years. Quite simply, investor preferences can vary greatly depending on the duration of a loan. If you've heard about the inverted yield curve, that's a quintessential example of shifting investor preferences between longer and shorter term debt. It doesn't get any shorter than the Fed Funds Rate nor much longer than mortgage rates. Consequently, they move in opposite directions all the time.

3. Fed Policy is About Much More Than The Rate Itself

The Fed Funds Rate is only one of the aspects of the Fed's monitor policy communication. Markets care about it, but again, they usually know what it's going to be ahead of time. Even then, markets typically care much more about how the rate will move in the future. To that end, they're very focused on the economic realities that are likely to shape future Fed moves. Markets also care quite a lot about any changes in the Fed's bond buying plans, and we didn't see that today.

If you take nothing else away from the above, take this: the bond market (which includes mortgages rates) has been able to react to coronavirus implications for weeks, and there's been no Fed meeting during that time. It took an emergency, unscheduled rate change for the Fed to even bring itself into line with market expectations. They're a battleship in a river, and that river has been swift.

Let's prove all this with charts. The most obvious and most compelling is simply the futures contract for the Fed Funds Rate in April. It allows markets to bet on the level of the Fed Funds Rate by the end of the month. As of last Friday, traders were already fully betting on a 0.50% drop (i.e. the one we just saw today).

© 2026 MBS Live, LLC. - This newsletter is a service of MarketNewsletters.com.

The interest rates provided in this newsletter are national averages from independent data sources. Rate/APR terms may differ from those listed above based on the creditworthiness of the borrower. All information provided "as is" for informational purposes only, not intended for trading purposes or financial advice.

Read or subscribe to my newsletter online at: http://mortgageratesupdate.com/caseysullivan

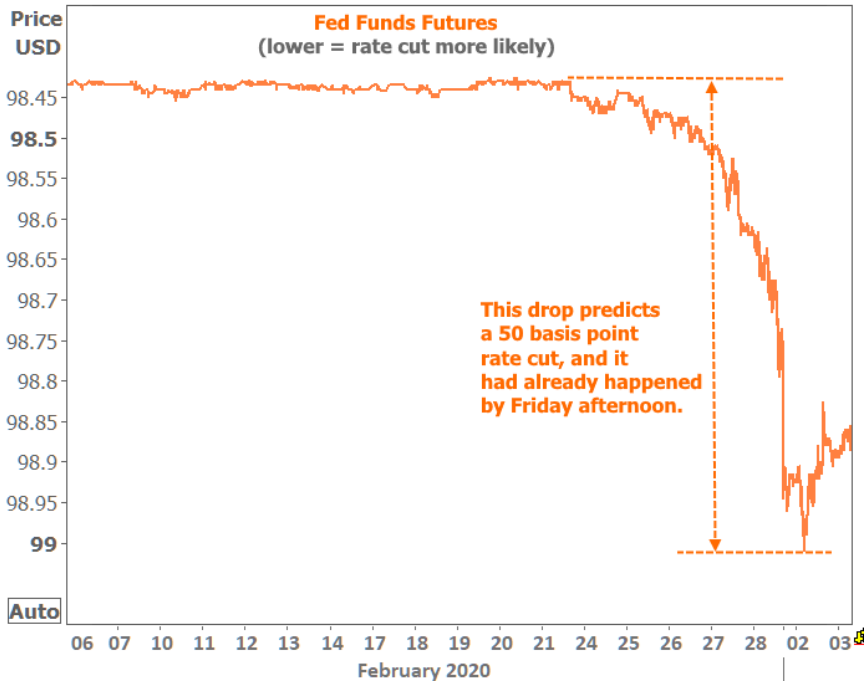

And how about some historical charts showing mortgage rates completely ignoring (or leading) the Fed? In all of the following, the Fed Funds Rate is in blue and the daily average mortgage rate is in orange.

First up, take a look at these massive swings in mortgage rates. More than anything, this serves as a reminder about just how many other things the mortgage market can have on its mind BEYOND the Fed Funds Rate. The big drop was due to the European credit crisis and the big bounce happened when the Fed said it would stop buying so many bonds.

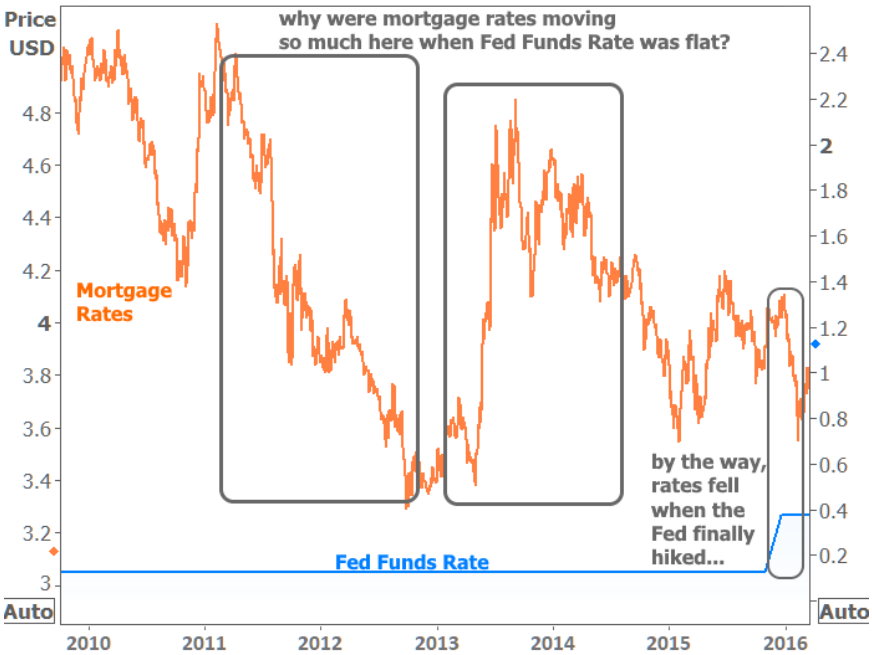

In 2017, the Fed's rate hike cycle was underway. Mortgage rates were already positioned for that and were thus able to move lower, even as the Fed raised rates.

© 2026 MBS Live, LLC. - This newsletter is a service of MarketNewsletters.com.

The interest rates provided in this newsletter are national averages from independent data sources. Rate/APR terms may differ from those listed above based on the creditworthiness of the borrower. All information provided "as is" for informational purposes only, not intended for trading purposes or financial advice.

Read or subscribe to my newsletter online at: http://mortgageratesupdate.com/caseysullivan

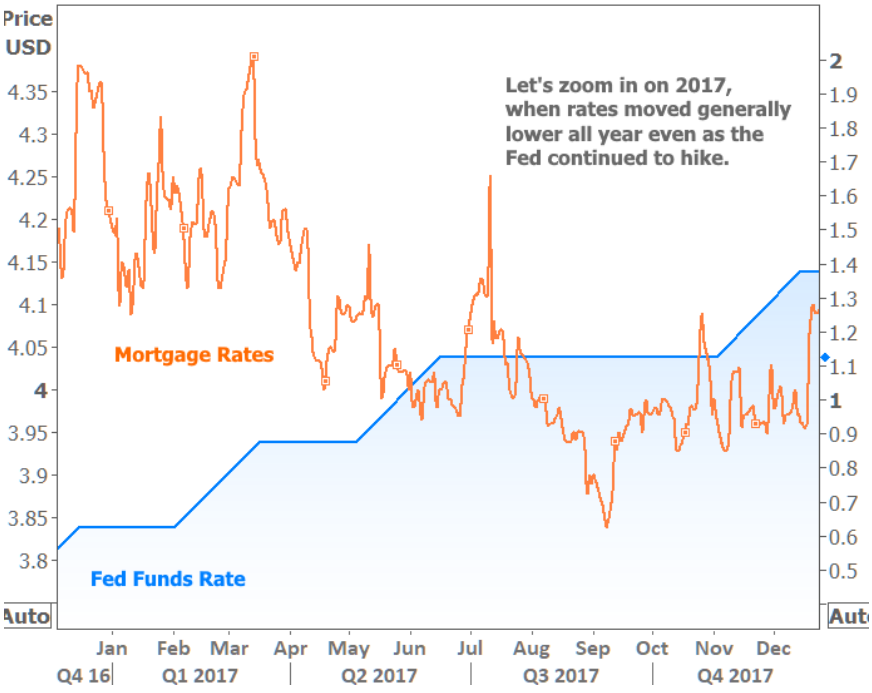

Similar story in 2018/2019 where mortgage rates had been very high and then saw the writing on the wall with respect to the Fed being unable (or unwise) to continue hiking rates. Mortgages began falling/correcting back toward lower levels. It was as if they were betting on the Fed's next course of action (or betting on the economic realities that would inform the Fed's next course of action). They were right! And eventually, the Fed did indeed cut rates several times.

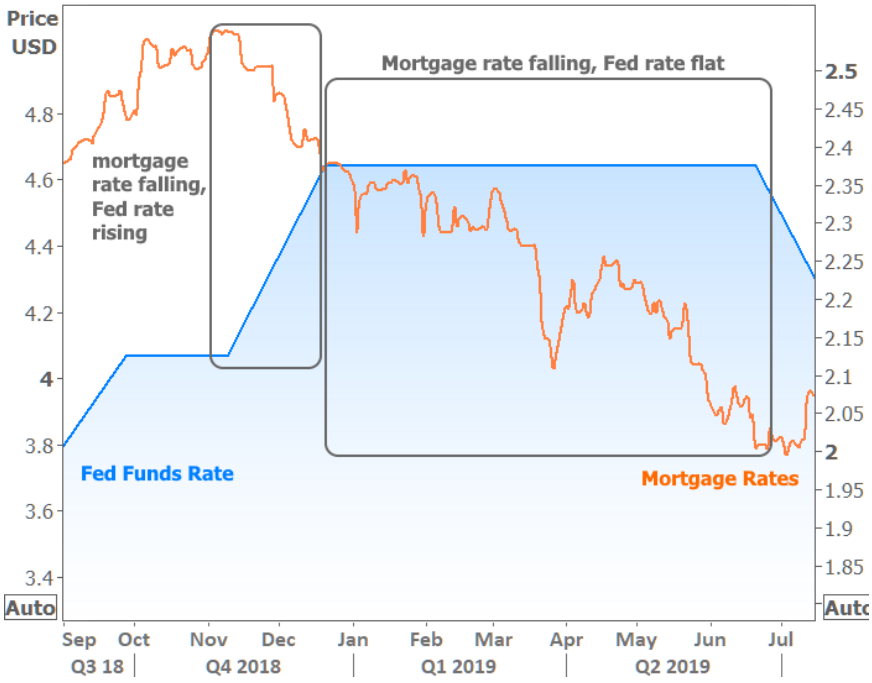

Last but not least, how about rising rates during a Fed rate cut cycle? That's exactly what we saw at the end of 2019. The reason? Mortgage rates were able to move lower in a major way in response to the trade war. They went as far as they were willing to go and then had nowhere to go but up. Meanwhile, the Fed was still slowly responding to the last time its Fed Funds Rate was too high (and finally wrapping up their rate cut campaign).

© 2026 MBS Live, LLC. - This newsletter is a service of MarketNewsletters.com.

The interest rates provided in this newsletter are national averages from independent data sources. Rate/APR terms may differ from those listed above based on the creditworthiness of the borrower. All information provided "as is" for informational purposes only, not intended for trading purposes or financial advice.

Read or subscribe to my newsletter online at: http://mortgageratesupdate.com/caseysullivan

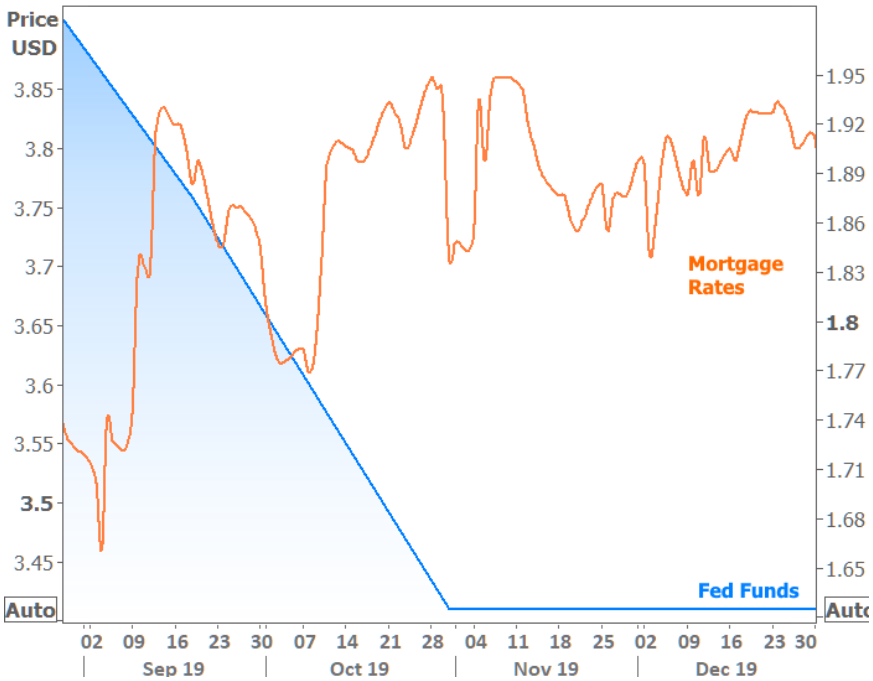

Bottom line: mortgage rates can move for weeks and weeks before the Fed ever has a chance to move. Moreover, financial markets instantly "price-in" expected Fed rate cuts/hikes, and today's cut was widely expected (and unequivocally traded, based on the first chart above).

Mortgage rates are indeed very low, but they are not now, nor will they be 50 basis points lower due to today's Fed rate cut.

Subscribe to my newsletter online at: http://mortgageratesupdate.com/caseysullivan

© 2026 MBS Live, LLC. - This newsletter is a service of MarketNewsletters.com.

The interest rates provided in this newsletter are national averages from independent data sources. Rate/APR terms may differ from those listed above based on the creditworthiness of the borrower. All information provided "as is" for informational purposes only, not intended for trading purposes or financial advice.

Read or subscribe to my newsletter online at: http://mortgageratesupdate.com/caseysullivan

About Casey Sullivan

Casey is a dedicated and dependable mortgage loan officer. His clients count on him to be their skilled, experienced, and focused consultant, listening to their needs.

He skillfully assists his clients with both refinancing and home purchases in California and more specifically the San Francisco Bay Area.

His vision is to build lifetime relationships with each client as their mortgage consultant...for life! He stays connected with each client well after closing which includes loan reviews and dependable market updates.

Casey believes that everyone deserves to completely understand their mortgage financing options and that one size does not fit all when it comes to mortgages. Nor does it apply when it comes to mortgage lenders. All lenders are not made the same and they are not all equal.

For a free consultation, contact Casey Sullivan today at 925-395-4212 or Casey@TheSullivanGrp.com

NMLS237837. CrossCounty Mortgage NMLS3029, Branch NMLS1553210Branch NMLS ID# 313318
An Approved Equal Housing Lender

Casey Sullivan

© 2026 MBS Live, LLC. - This newsletter is a service of MarketNewsletters.com.

The interest rates provided in this newsletter are national averages from independent data sources. Rate/APR terms may differ from those listed above based on the creditworthiness of the borrower. All information provided "as is" for informational purposes only, not intended for trading purposes or financial advice.

Read or subscribe to my newsletter online at: http://mortgageratesupdate.com/caseysullivan