Casey Sullivan
Loan Officer and Branch Manager, The Sullivan Group at CrossCountry Mortgage
NMLS237837, CrossCounty Mortgage NMLS3029, Branch
2125 Oak Grove Rd. Ste. 328 Walnut Creek, CA 94598

Office: 925-395-4212
Mobile: 925-789-0065
casey@thesullivangrp.com
View My Website

Rates Defy Jobs Report; No New 40yr Loan; Red Hot Home Prices

A heat wave on the west coast got national attention this week. Despite temps close to 120°, Tuesday's home price data was even hotter with both of the big reports telling the same story.

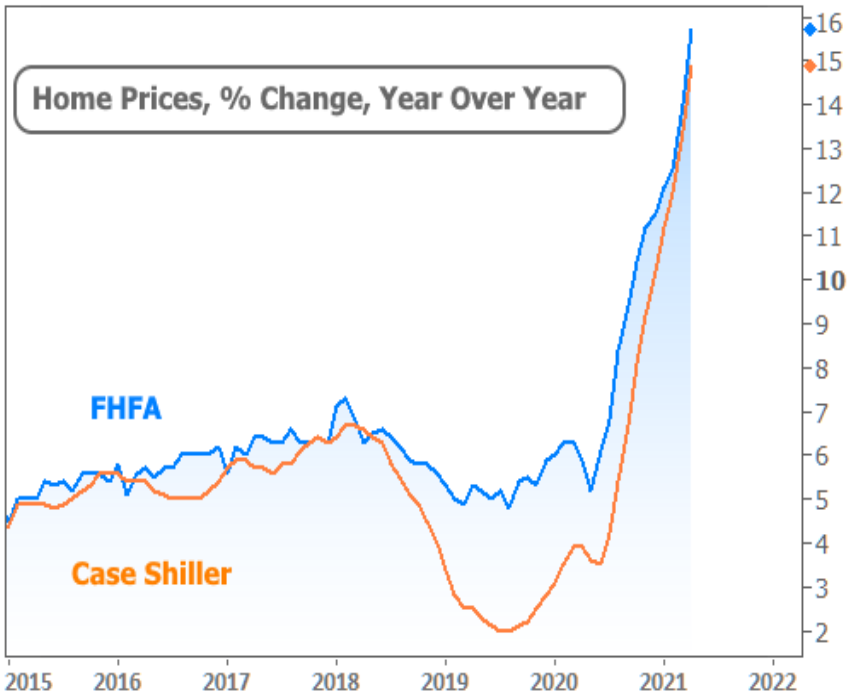

FHFA prices (nationwide) are increasing at a **record pace**. Case Shiller (20 major metro areas) price appreciation isn't quite back to its pre-mortgage-meltdown level.

National Average Mortgage Rates

Mortgage News Daily	Rate	Change	Points
30YR Fixed	7.29%	-0.06	0.00
15YR Fixed	6.95%	-0.05	0.00
30YR FHA	6.91%	-0.08	0.00
30YR Jumbo	7.55%	-0.05	0.00
7/6 SOFR	6.88%	+0.02	0.00
30YR VA	6.92%	-0.08	0.00

Rates as of: 10/29

Recent Housing Data

		Value	Change
Mortgage Apps	Oct 14	188.6	-5.32%
Building Permits	Sep	1.4M	+0.43%
Housing Starts	Sep	1.22M	-4.24%
New Home Sales	Aug	684K	+12.69%
Pending Home Sales	Aug	71.2	0%
Existing Home Sales	Oct	3.99M	+0.25%
Builder Confidence	Oct	29	-9.38%

© 2026 MBS Live, LLC. - This newsletter is a service of MarketNewsletters.com.

The interest rates provided in this newsletter are national averages from independent data sources. Rate/APR terms may differ from those listed above based on the creditworthiness of the borrower. All information provided "as is" for informational purposes only, not intended for trading purposes or financial advice.

Read or subscribe to my newsletter online at: http://mortgageratesupdate.com/caseysullivan

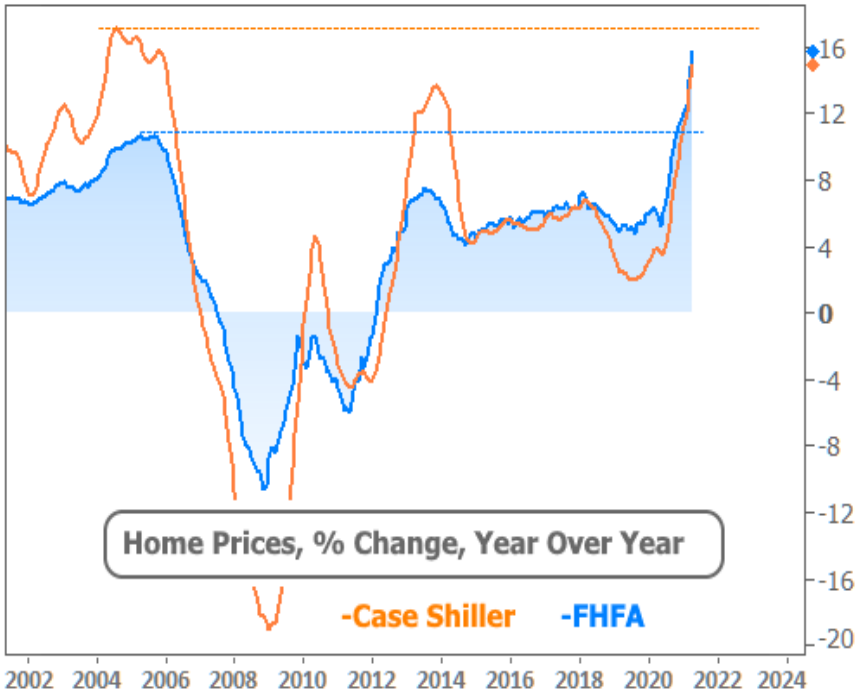

How hot is too hot? That depends. Prices can't continue this pace indefinitely, but many people said the same thing late last year only to regret not pulling the trigger.

Some recent sales numbers cast doubt on buyers' willingness to chase these prices, but now this week's Pending Home Sales report shows that May was **one of the best months** on record.

© 2026 MBS Live, LLC. - This newsletter is a service of MarketNewsletters.com.

The interest rates provided in this newsletter are national averages from independent data sources. Rate/APR terms may differ from those listed above based on the creditworthiness of the borrower. All information provided "as is" for informational purposes only, not intended for trading purposes or financial advice.

Read or subscribe to my newsletter online at: http://mortgageratesupdate.com/caseysullivan

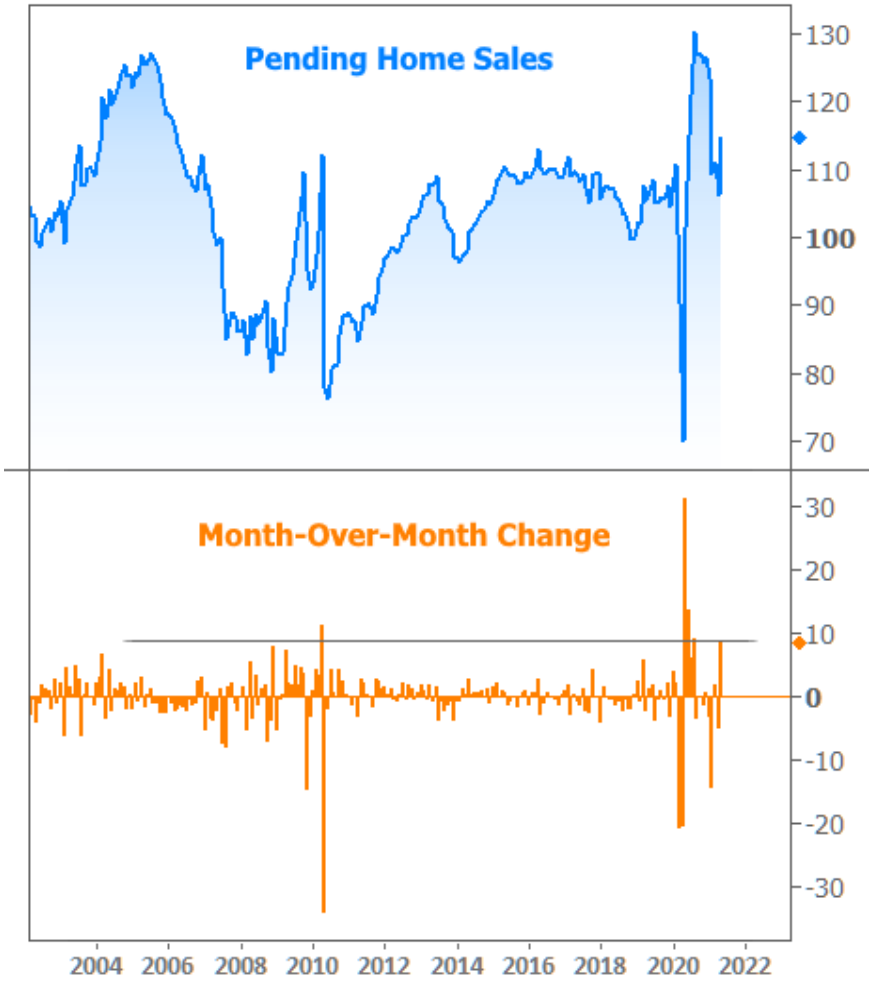

Rates had a good week, with most lenders at or near their best levels since mid June at the very least. 10yr Treasury yields trickled to their best levels in months by Friday afternoon after managing to break the 1.44% floor that had turned away several recent attempts.

© 2026 MBS Live, LLC. - This newsletter is a service of MarketNewsletters.com.

The interest rates provided in this newsletter are national averages from independent data sources. Rate/APR terms may differ from those listed above based on the creditworthiness of the borrower. All information provided "as is" for informational purposes only, not intended for trading purposes or financial advice.

Read or subscribe to my newsletter online at: http://mortgageratesupdate.com/caseysullivan

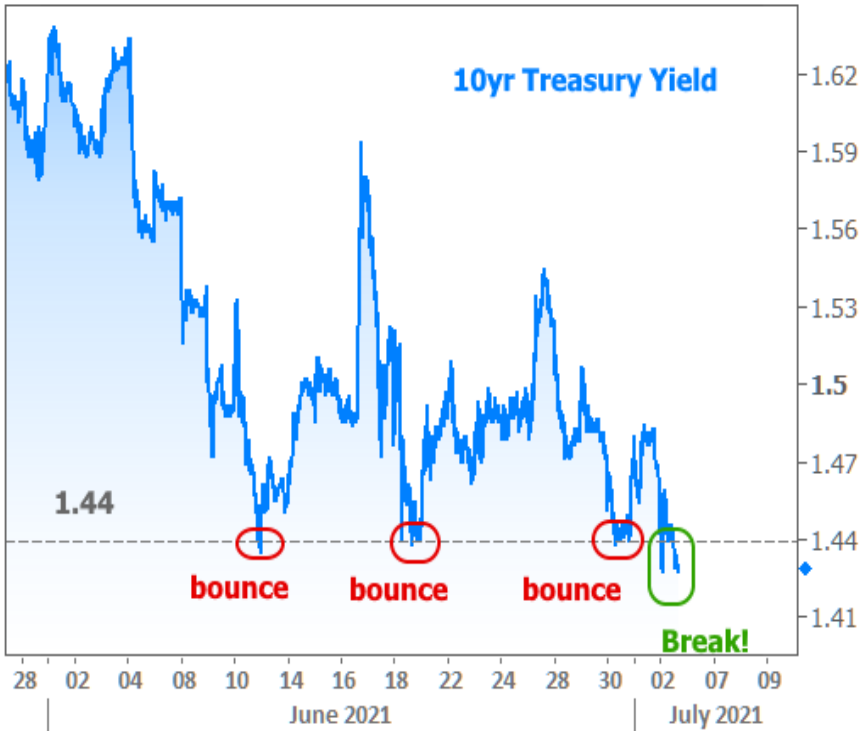

That's a **surprising outcome** given the strong reading in the latest official jobs report on Friday. It shouldn't be too surprising, though, given that the Fed has clearly stated it wants to see how the data looks this fall before making any big decisions about its rate-friendly policies.

Indeed, the mirror image of stock prices and bond yields is often the result of a market betting on a friendly Fed.

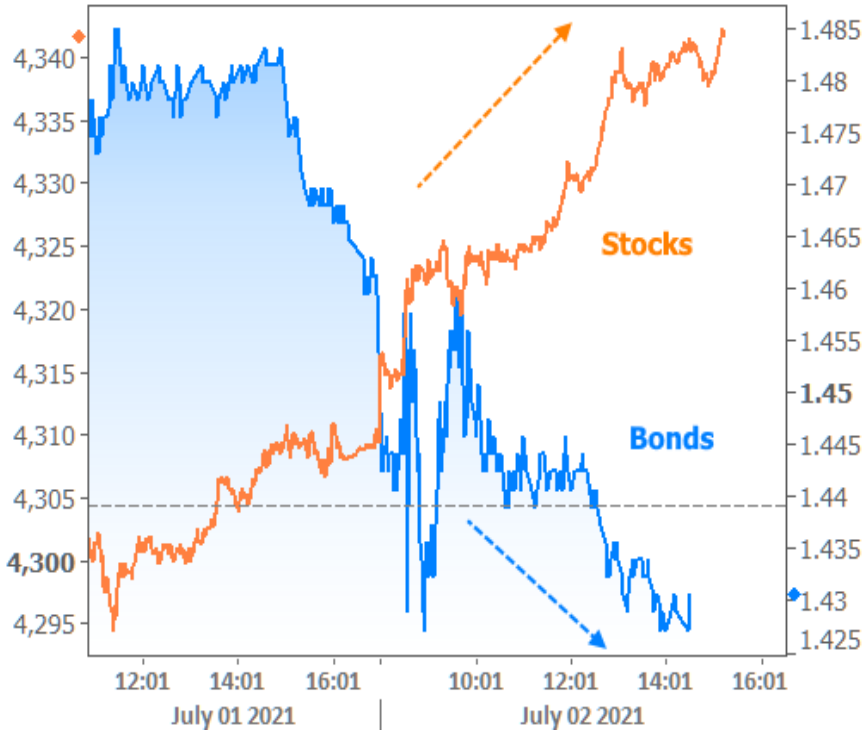

© 2026 MBS Live, LLC. - This newsletter is a service of MarketNewsletters.com.

The interest rates provided in this newsletter are national averages from independent data sources. Rate/APR terms may differ from those listed above based on the creditworthiness of the borrower. All information provided "as is" for informational purposes only, not intended for trading purposes or financial advice.

Read or subscribe to my newsletter online at: http://mortgageratesupdate.com/caseysullivan

The other way to look at it would be to consider there's **still a long way to go** before the labor market is back to pre-covid levels.

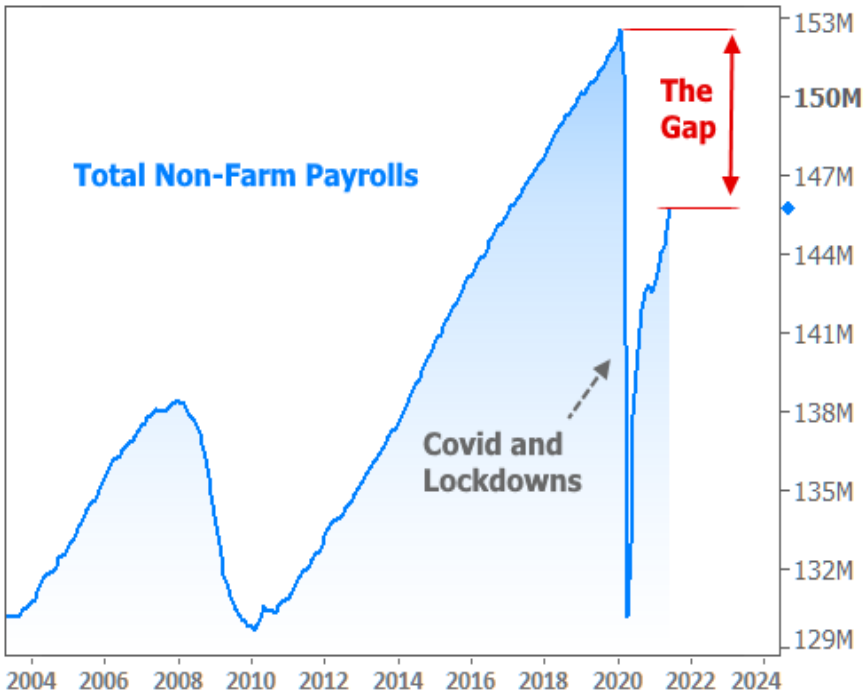

As the data rolls in later this year, bonds will be **faced with the choice** to double down on the "friendly Fed" bets or to proceed with the rising rate reality that seemed to be much more of a sure thing at the end of last year. For now, the intermission continues.

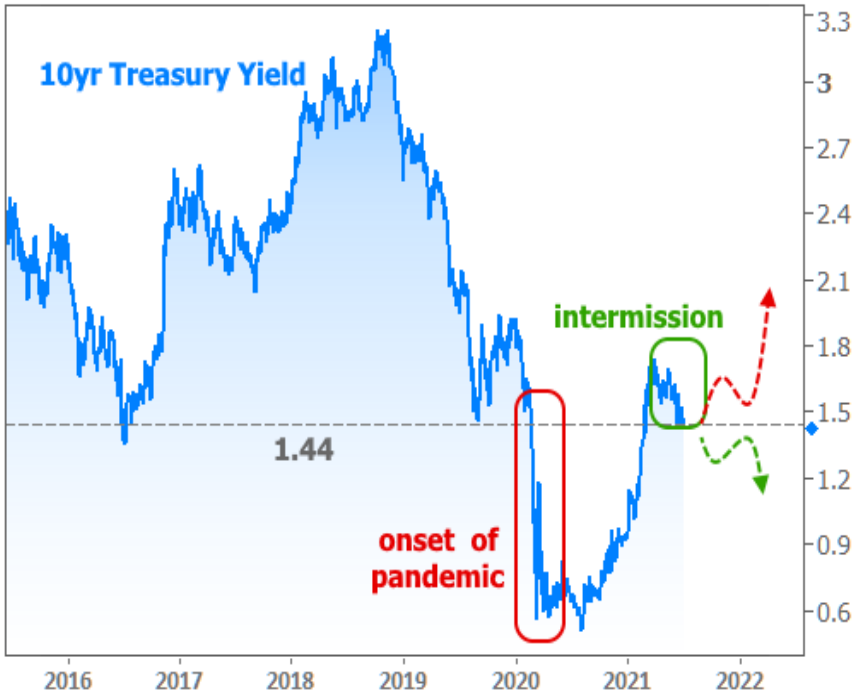

Last but not least, there were a few confusing news stories this week that made it seem like the FHA announced a new 40-year loan. It didn't. It was a behind-the-scenes change for the government agency that guarantees FHA/VA loans that will allow lenders better access to liquidity in cases where they've had to **MODIFY** existing 30yr loans by increasing the term.

© 2026 MBS Live, LLC. - This newsletter is a service of MarketNewsletters.com.

The interest rates provided in this newsletter are national averages from independent data sources. Rate/APR terms may differ from those listed above based on the creditworthiness of the borrower. All information provided "as is" for informational purposes only, not intended for trading purposes or financial advice.

Read or subscribe to my newsletter online at: http://mortgageratesupdate.com/caseysullivan

Subscribe to my newsletter online at: http://mortgageratesupdate.com/caseysullivan

Recent Economic Data

Date	Event	Actual	Forecast	Prior
Tuesday, Jun 29				
9:00AM	Apr CaseShiller 20 yy (%)	14.9	14.5	13.3
9:00AM	Apr Monthly Home Price yy (%)	15.7		13.9
10:00AM	Jun Consumer confidence	127.3	119.0	117.2
Wednesday, Jun 30				
7:00AM	w/e MBA Purchase Index	255.2		268.0
7:00AM	w/e MBA Refi Index	2856.6		3110.3
8:15AM	Jun ADP National Employment (k)	692	600	978
9:45AM	Jun Chicago PMI	66.1	70.0	75.2
10:00AM	May Pending Sales Index	114.7		106.2
10:00AM	May Pending Home Sales (%)	8.0	-0.8	-4.4
Thursday, Jul 01				
7:30AM	Jun Challenger layoffs (k)	20.476		24.586
8:30AM	w/e Jobless Claims (k)	364	355	411
10:00AM	Jun ISM Manufacturing PMI	60.6	61.0	61.2
10:00AM	May Construction spending (%)	-0.3	0.4	0.2
Friday, Jul 02				
8:30AM	Jun Average earnings mm (%)	0.3	0.4	0.5
8:30AM	Jun Non-farm payrolls (k)	850	700	559
8:30AM	Jun Unemployment rate mm (%)	5.9	5.7	5.8
10:00AM	May Factory orders mm (%)	1.7	1.6	-0.6
Monday, Jul 05				
12:00AM	Independence Day			
Tuesday, Jul 06				
10:00AM	Jun ISM N-Mfg PMI	60.1	63.5	64.0
10:00AM	Jun ISM N-Mfg Bus Act	60.4	66.4	66.2
Wednesday, Jul 07				
7:00AM	w/e MBA Purchase Index	252.4		255.2
7:00AM	w/e MBA Refi Index	2791.3		2856.6
Thursday, Jul 08				
3:00PM	May Consumer credit (bl)	35.28	18.40	18.61
Friday, Jul 09				
10:00AM	May Wholesale inventories mm (%)	1.3	1.1	1.1

Event Importance:

No Stars = Insignificant
☆ Low
★ Moderate
★★ Important
★★ Very Important

© 2026 MBS Live, LLC. - This newsletter is a service of MarketNewsletters.com.

The interest rates provided in this newsletter are national averages from independent data sources. Rate/APR terms may differ from those listed above based on the creditworthiness of the borrower. All information provided "as is" for informational purposes only, not intended for trading purposes or financial advice.

Read or subscribe to my newsletter online at: http://mortgageratesupdate.com/caseysullivan

About Casey Sullivan

Casey is a dedicated and dependable mortgage loan officer. His clients count on him to be their skilled, experienced, and focused consultant, listening to their needs.

He skillfully assists his clients with both refinancing and home purchases in California and more specifically the San Francisco Bay Area.

His vision is to build lifetime relationships with each client as their mortgage consultant...for life! He stays connected with each client well after closing which includes loan reviews and dependable market updates.

Casey believes that everyone deserves to completely understand their mortgage financing options and that one size does not fit all when it comes to mortgages. Nor does it apply when it comes to mortgage lenders. All lenders are not made the same and they are not all equal.

For a free consultation, contact Casey Sullivan today at 925-395-4212 or Casey@TheSullivanGrp.com

NMLS237837. CrossCounty Mortgage NMLS3029, Branch NMLS1553210Branch NMLS ID# 313318
An Approved Equal Housing Lender

Casey Sullivan

© 2026 MBS Live, LLC. - This newsletter is a service of MarketNewsletters.com.

The interest rates provided in this newsletter are national averages from independent data sources. Rate/APR terms may differ from those listed above based on the creditworthiness of the borrower. All information provided "as is" for informational purposes only, not intended for trading purposes or financial advice.

Read or subscribe to my newsletter online at: http://mortgageratesupdate.com/caseysullivan