Casey Sullivan

Loan Officer and Branch Manager, The Sullivan Group at CrossCountry Mortgage

NMLS237837, CrossCounty Mortgage NMLS3029, Branch 2125 Oak Grove Rd. Ste. 328 Walnut Creek, CA 94598

Office: 925-395-4212
Mobile: 925-789-0065
casey@thesullivangrp.com
View My Website

Refi Demand Surges as Mortgage Volatility Comes Roaring Back

It was easy to get lulled into complacency by the second half of 2020 when it came to mortgage rates. Even as other indicators said rates should be rising, they continued on a calm journey to multiple record lows. 2021 has been **very different** so far!

Covid and its impacts on the economy remain the driving forces behind market trends. That's generally been great for rates, but it also means that rates should gradually rise as we battle back against covid. If the onset of the pandemic pushed rates to all-time lows, it's **only fair** that progress against the pandemic would result in rates moving up from all-time lows.

If you ask 10yr Treasury yields, that's been the case for quite a while.

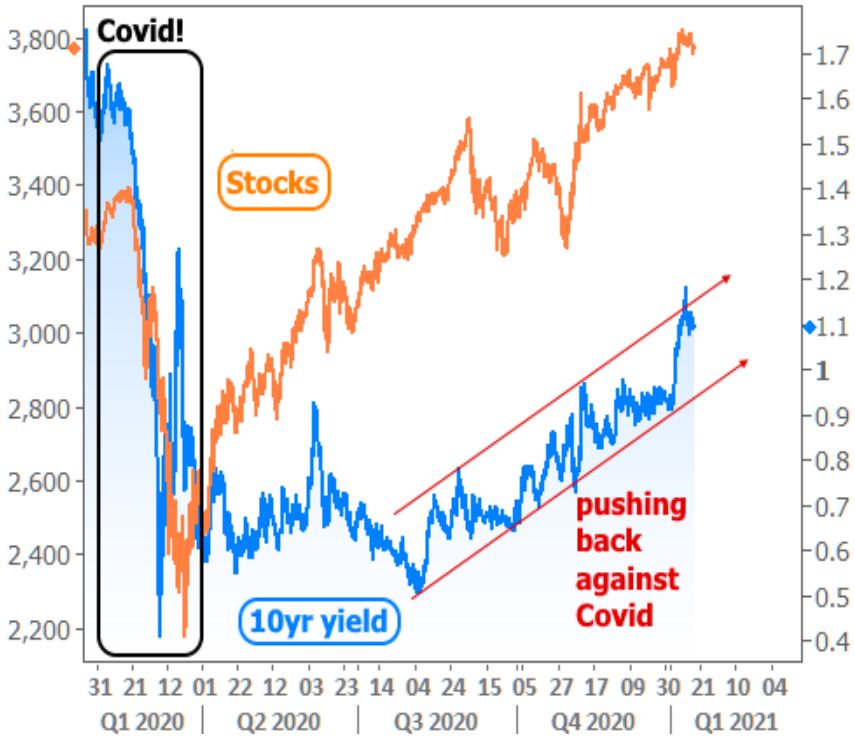

And while the stock market has been singing a similar tune, the mortgage market has been in its own glorious world with rates seemingly **oblivious** to Treasury trends.

National Average Mortgage Rates

Mortgage News Daily	Rate	Change	Points
30YR Fixed	7.29%	-0.06	0.00
15YR Fixed	6.95%	-0.05	0.00
30YR FHA	6.91%	-0.08	0.00
30YR Jumbo	7.55%	-0.05	0.00
7/6 SOFR	6.88%	+0.02	0.00
30YR VA	6.92%	-0.08	0.00

Rates as of: 10/29

Recent Housing Data

		Value	Change
Mortgage Apps	Oct 14	188.6	-5.32%
Building Permits	Sep	1.4M	+0.43%
Housing Starts	Sep	1.22M	-4.24%
New Home Sales	Aug	684K	+12.69%
Pending Home Sales	Aug	71.2	0%
Existing Home Sales	Oct	3.99M	+0.25%
Builder Confidence	Oct	29	-9.38%

© 2026 MBS Live, LLC. - This newsletter is a service of MarketNewsletters.com.

The interest rates provided in this newsletter are national averages from independent data sources. Rate/APR terms may differ from those listed above based on the creditworthiness of the borrower. All information provided "as is" for informational purposes only, not intended for trading purposes or financial advice.

Read or subscribe to my newsletter online at: http://mortgageratesupdate.com/caseysullivan

Mortgage rates and Treasuries typically follow each other in near lock-step. There are notable exceptions, but none have been as pronounced as 2020. Mortgages simply couldn't keep up with Treasuries on the way down. That left them with a **cushion** to absorb virtually all of that "push back" seen in the chart above.

In other words, that cushion allowed mortgage rates to move sideways or lower for months, even as Treasury yields moved higher. We've **warned repeatedly** that this was increasingly likely to change. Last week, it finally did.

Although there's technically still some cushion left, it's now too small to soak up bigger instances of volatility in Treasuries.

As last week's newsletter discussed (get caught up here), the Georgia senate election resulted in one of the **sharpest interest rate spikes** of the past few years. Granted, that's a fairly low bar to clear when rates have been doing so well over that time, but it nonetheless raised concerns about where we may be going next.

When rates rise this quickly, traders are on the lookout for additional weakness (and an opportunity to find a ceiling). That was the first order of business this week. No one wanted to be the first to catch that falling knife (big moves like this can create momentum that lasts for days/weeks, and **traders can get burned** if they bet on a rebound too quickly), but risks began to subside on Tuesday afternoon after a strong 10yr Treasury auction. Bonds didn't panic again for the rest of the week, leaving the bigger-picture impression that the early 2021 rate spike has stabilized.

© 2026 MBS Live, LLC. - This newsletter is a service of MarketNewsletters.com.

The interest rates provided in this newsletter are national averages from independent data sources. Rate/APR terms may differ from those listed above based on the creditworthiness of the borrower. All information provided "as is" for informational purposes only, not intended for trading purposes or financial advice.

Read or subscribe to my newsletter online at: http://mortgageratesupdate.com/caseysullivan

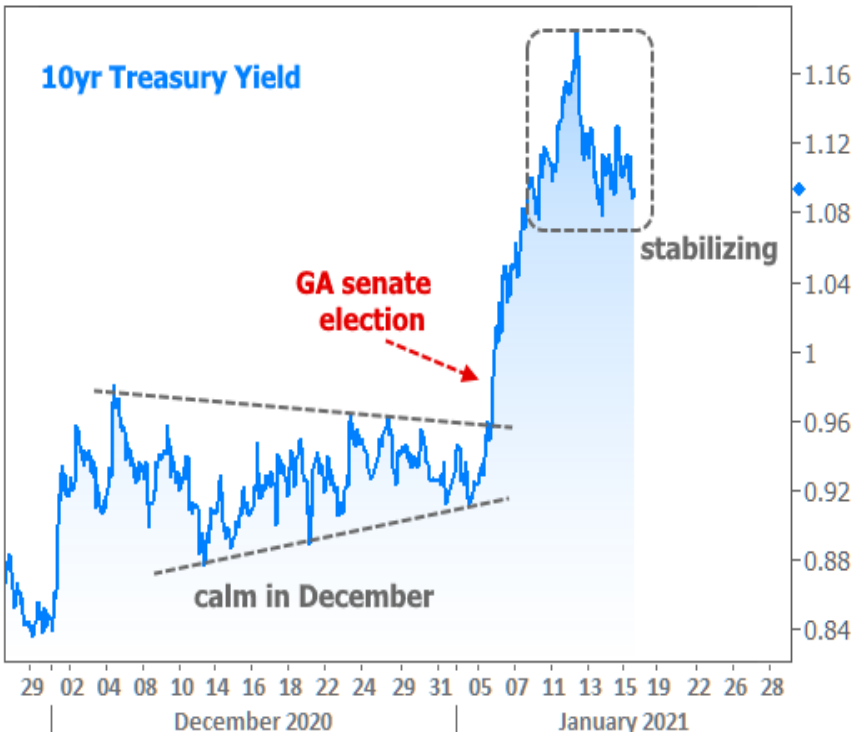

You may have seen other news headlines that suggest it was a **bad** week for mortgage rates. It wasn't. That was LAST week. The headlines in question are based on stale information. By Friday afternoon, the average lender was offering rates that were at least as low as those seen last Friday.

The issue has to do with a popular weekly rate survey from industry giant Freddie Mac. The survey does a fine job capturing broad strokes over time, but is severely limited when it comes to timely day-to-day changes. In short, the survey is just now capturing **LAST WEEK'S** rate spike. Here's how daily rates have been moving by comparison (note: the green line is a bit higher because it includes refinances. Freddie just asks loan officers for their "best" rate, and in this market, that's always purchases).

© 2026 MBS Live, LLC. - This newsletter is a service of MarketNewsletters.com.

The interest rates provided in this newsletter are national averages from independent data sources. Rate/APR terms may differ from those listed above based on the creditworthiness of the borrower. All information provided "as is" for informational purposes only, not intended for trading purposes or financial advice.

Read or subscribe to my newsletter online at: http://mortgageratesupdate.com/caseysullivan

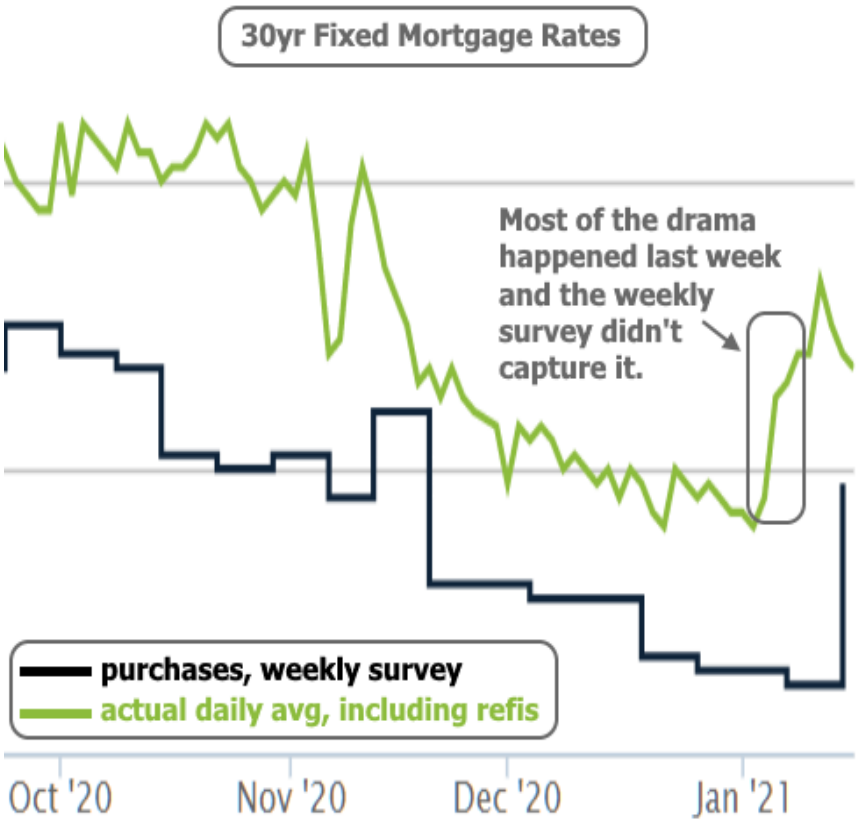

Speaking of purchases and refis, this week's mortgage application data was **very interesting**. While you might expect a big rate spike to dissuade refi demand (and generally speaking, you'd be right), last week's rate spike motivated homeowners to get off the fence. The count of refi applications was the highest it's been since the 2 best weeks at the start of the pandemic.

© 2026 MBS Live, LLC. - This newsletter is a service of MarketNewsletters.com.

The interest rates provided in this newsletter are national averages from independent data sources. Rate/APR terms may differ from those listed above based on the creditworthiness of the borrower. All information provided "as is" for informational purposes only, not intended for trading purposes or financial advice.

Read or subscribe to my newsletter online at: http://mortgageratesupdate.com/caseysullivan

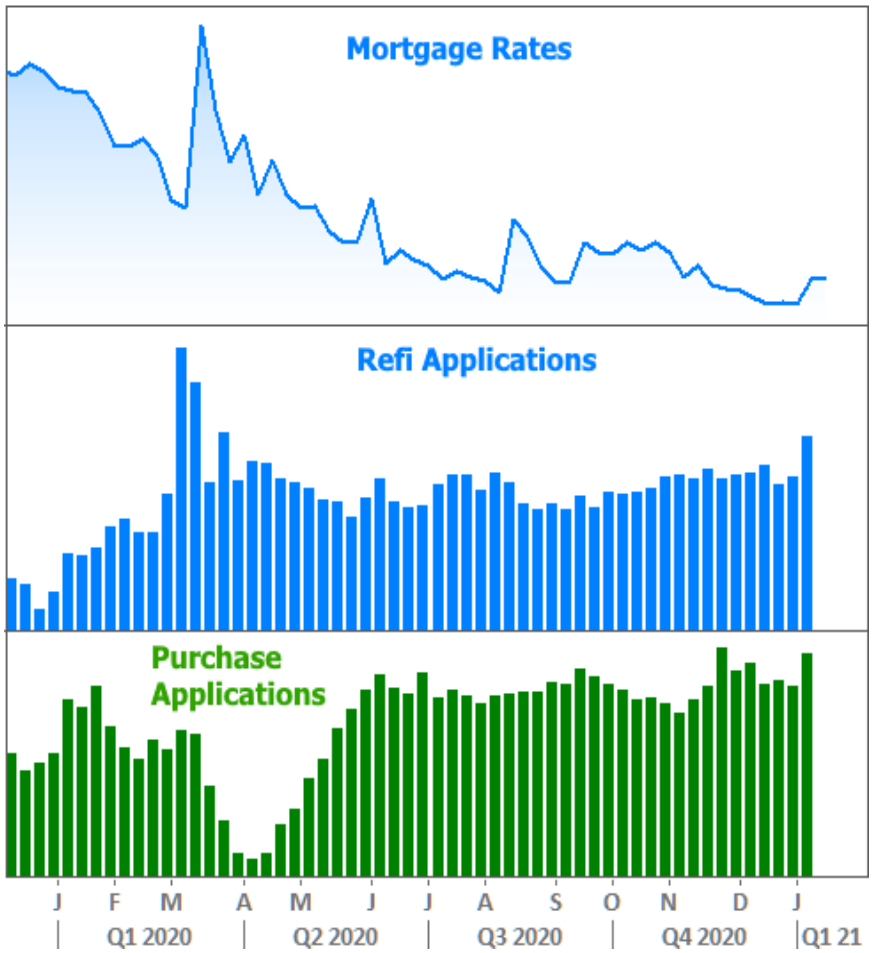

Next week brings additional housing market data starting on Wednesday with another look at mortgage applications and a new report on builder confidence. Additional construction and sales data will be reported on Thursday and Friday. Bonds (and most mortgage lenders) will be closed on Monday in observance of Martin Luther King Jr. Day.

Subscribe to my newsletter online at: http://mortgageratesupdate.com/caseysullivan

Recent Economic Data

Date	Event	Actual	Forecast	Prior
Monday, Jan 11				
1:00PM	3-Yr Note Auction (bl)	58		
Tuesday, Jan 12				
1:00PM	10-yr Note Auction (bl)	38		
Wednesday, Jan 13				
7:00AM	w/e MBA Refi Index	4706.3		3917.6
7:00AM	w/e MBA Purchase Index	338.9		313.8
8:30AM	Dec Core CPI (Annual) (%)	1.6	1.6	1.6
1:00PM	30-Yr Bond Auction (bl)	24		
Thursday, Jan 14				

Event Importance:

No Stars = Insignificant
☆ Low
★ Moderate
★★ Important
★★ Very Important

© 2026 MBS Live, LLC. - This newsletter is a service of MarketNewsletters.com.

The interest rates provided in this newsletter are national averages from independent data sources. Rate/APR terms may differ from those listed above based on the creditworthiness of the borrower. All information provided "as is" for informational purposes only, not intended for trading purposes or financial advice.

Read or subscribe to my newsletter online at: http://mortgageratesupdate.com/caseysullivan

Date	Event	Actual	Forecast	Prior
8:30AM	Dec Import prices mm (%)	0.9	0.7	0.1
8:30AM	Dec Export prices mm (%)	1.1	0.4	0.6
8:30AM	w/e Jobless Claims (k)	965	868	787
Friday, Jan 15				
8:30AM	Dec Core Producer Prices YY (%)	1.2	1.3	1.4
8:30AM	Dec Retail Sales (%)	-0.7	0.0	-1.1
8:30AM	Jan NY Fed Manufacturing	+3.5	6.00	4.90
9:15AM	Dec Industrial Production (%)	1.6	0.5	0.4
10:00AM	Jan Consumer Sentiment	79.2	80.0	80.7
10:00AM	Nov Business Inventories (%)	+0.5	0.5	0.7
Monday, Jan 18				
12:00AM	Martin Luther King Jr. Day			
Wednesday, Jan 20				
7:00AM	w/e MBA Purchase Index	348.2		338.9
7:00AM	w/e MBA Refi Index	4484.2		4706.3
10:00AM	Jan NAHB housing market indx	83	86	86
Thursday, Jan 21				
8:30AM	Dec House starts mm: change (%)	5.8		1.2
8:30AM	Dec Housing starts number mm (ml)	1.669	1.560	1.547
8:30AM	Dec Building permits: number (ml)	1.709	1.604	1.635
8:30AM	Dec Build permits: change mm (%)	4.5		5.9
Friday, Jan 22				
10:00AM	Dec Existing home sales (ml)	6.76	6.55	6.69
10:00AM	Dec Exist. home sales % chg (%)	+0.7	-2.0	-2.5

© 2026 MBS Live, LLC. - This newsletter is a service of MarketNewsletters.com.

The interest rates provided in this newsletter are national averages from independent data sources. Rate/APR terms may differ from those listed above based on the creditworthiness of the borrower. All information provided "as is" for informational purposes only, not intended for trading purposes or financial advice.

Read or subscribe to my newsletter online at: http://mortgageratesupdate.com/caseysullivan

About Casey Sullivan

Casey is a dedicated and dependable mortgage loan officer. His clients count on him to be their skilled, experienced, and focused consultant, listening to their needs.

He skillfully assists his clients with both refinancing and home purchases in California and more specifically the San Francisco Bay Area.

His vision is to build lifetime relationships with each client as their mortgage consultant...for life! He stays connected with each client well after closing which includes loan reviews and dependable market updates.

Casey believes that everyone deserves to completely understand their mortgage financing options and that one size does not fit all when it comes to mortgages. Nor does it apply when it comes to mortgage lenders. All lenders are not made the same and they are not all equal.

For a free consultation, contact Casey Sullivan today at 925-395-4212 or Casey@TheSullivanGrp.com

NMLS237837. CrossCounty Mortgage NMLS3029, Branch NMLS1553210Branch NMLS ID# 313318
An Approved Equal Housing Lender

Casey Sullivan

© 2026 MBS Live, LLC. - This newsletter is a service of MarketNewsletters.com.

The interest rates provided in this newsletter are national averages from independent data sources. Rate/APR terms may differ from those listed above based on the creditworthiness of the borrower. All information provided "as is" for informational purposes only, not intended for trading purposes or financial advice.

Read or subscribe to my newsletter online at: http://mortgageratesupdate.com/caseysullivan