Casey Sullivan
Loan Officer and Branch Manager, The Sullivan Group at CrossCountry Mortgage
NMLS237837, CrossCounty Mortgage NMLS3029, Branch
2125 Oak Grove Rd. Ste. 328 Walnut Creek, CA 94598

Office: 925-395-4212
Mobile: 925-789-0065
casey@thesullivangrp.com
View My Website

Mortgage Rates Start 2020 on Strong Note

Everything's relative when it comes to mortgage rates. For every homeowner that's been concerned about a short-term increase in rates, there's another who's glad to remind them how high rates used to be.

At the moment, with top tier 30yr fixed offerings hanging out under 4%, it's **hard to be too concerned** about where we are **today**. But fretting over the **future** is always fair game. With that in mind, let's repeat a chart from the previous newsletter that showed the long-term trend in rates (as represented by 10yr Treasury yields--the benchmark for all longer-term rates in the US).

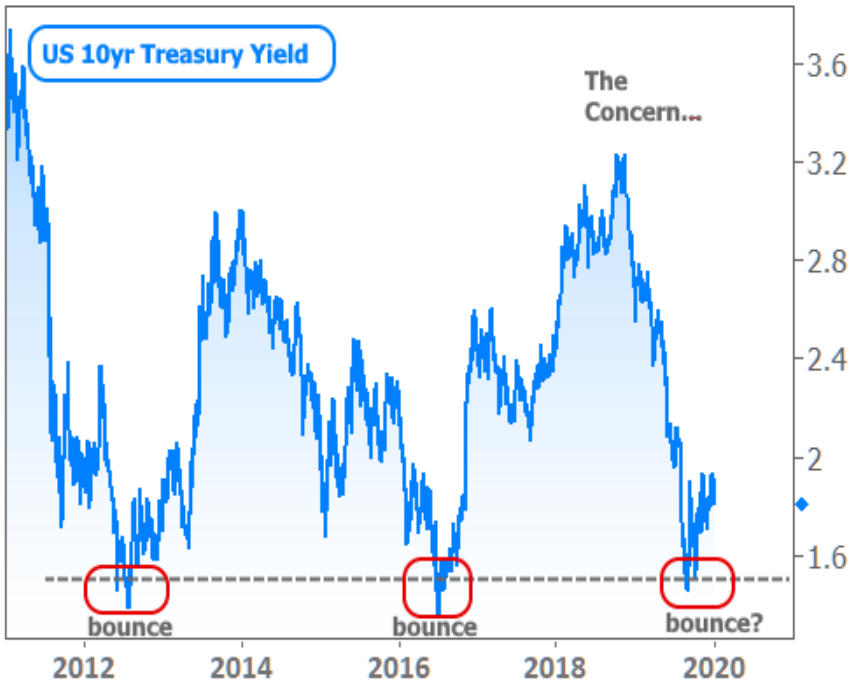

In other words, rates had a **stellar** run from long-term highs, ultimately bouncing near all-time lows. The last two times this has happened, it marked a big picture turning point that ultimately restored long-term highs.

A repeat performance is always possible, but there are a few things worth noting. First off, the other two examples both **relied on a catalyst event** for the majority of the momentum back toward higher rates. In 2013 it was the Fed signaling an end to QE (the bond-buying program that had helped rates realize all-time lows only a few months prior). In 2016 it was the market's reaction to the presidential election.

National Average Mortgage Rates

Mortgage News Daily	Rate	Change	Points
30YR Fixed	7.29%	-0.06	0.00
15YR Fixed	6.95%	-0.05	0.00
30YR FHA	6.91%	-0.08	0.00
30YR Jumbo	7.55%	-0.05	0.00
7/6 SOFR	6.88%	+0.02	0.00
30YR VA	6.92%	-0.08	0.00

Rates as of: 10/29

Recent Housing Data

		Value	Change
Mortgage Apps	Oct 14	188.6	-5.32%
Building Permits	Sep	1.4M	+0.43%
Housing Starts	Sep	1.22M	-4.24%
New Home Sales	Aug	684K	+12.69%
Pending Home Sales	Aug	71.2	0%
Existing Home Sales	Oct	3.99M	+0.25%
Builder Confidence	Oct	29	-9.38%

© 2026 MBS Live, LLC. - This newsletter is a service of MarketNewsletters.com.

The interest rates provided in this newsletter are national averages from independent data sources. Rate/APR terms may differ from those listed above based on the creditworthiness of the borrower. All information provided "as is" for informational purposes only, not intended for trading purposes or financial advice.

Read or subscribe to my newsletter online at: http://mortgageratesupdate.com/caseysullivan

So far, we **don't** have an equivalent sort of motivation, just the initial corrective bounce that seems to be common for all 3 examples. To be fair, that motivation could materialize simply due to strong economic data and a solidified US/China trade deal, but neither is a given at this point. Conversely, there's no rule that says rates can't turn right back around and head lower again.

That sort of friendly momentum can come from things like geopolitical risks and disappointing economic data. It can even be as simple as traders seeing a show of support at any given **ceiling level** for rates. **1.95% in 10yr Treasury yields** filled that role at the end of December (as seen in the chart below). By the end of this week, that supportive undertone was joined by geopolitical risk (escalation in US/Iran relations after a drone strike killed Iran's top military leader) and weak manufacturing data on Friday morning.

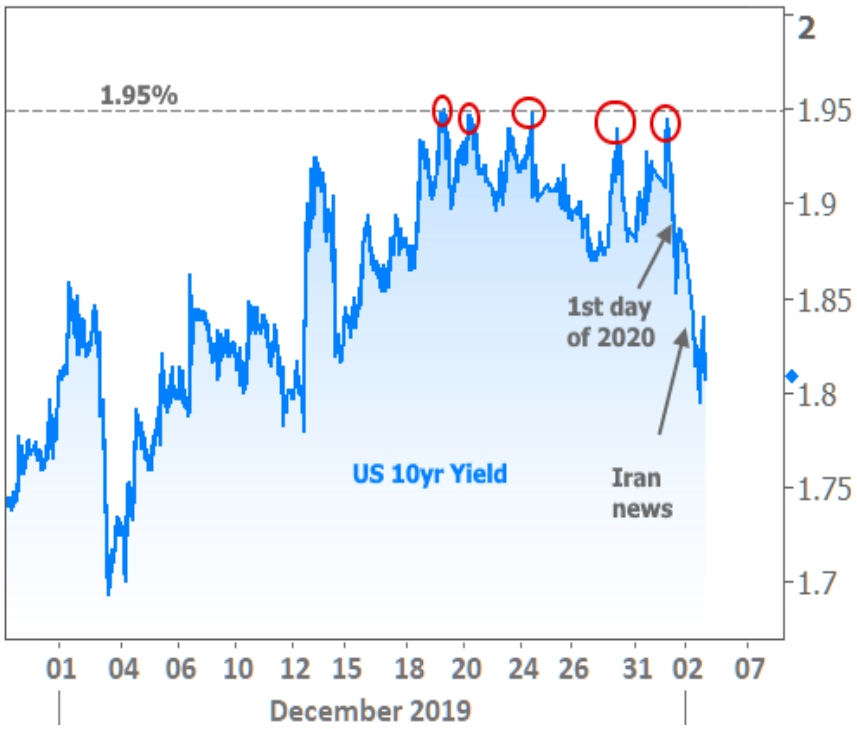

If December looked like a dicey month for rates, remember, everything's relative when it comes to mortgage rates. While it's true that Treasury yields set the tone for overall rate momentum, mortgage rates are ultimately based on mortgage-specific bonds that can move a bit differently at times. December was one of those times--something we can easily see if we chart the movement in mortgage-backed securities versus Treasury yields.

© 2026 MBS Live, LLC. - This newsletter is a service of MarketNewsletters.com.

The interest rates provided in this newsletter are national averages from independent data sources. Rate/APR terms may differ from those listed above based on the creditworthiness of the borrower. All information provided "as is" for informational purposes only, not intended for trading purposes or financial advice.

Read or subscribe to my newsletter online at: http://mortgageratesupdate.com/caseysullivan

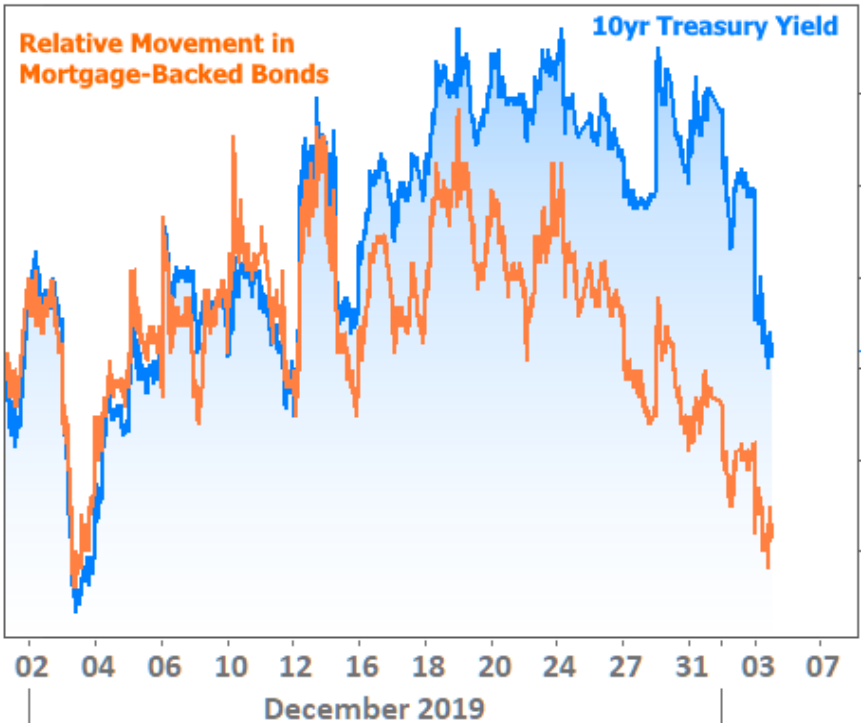

The takeaway there is that mortgage rates were **already** near their lowest levels in a month a few days **before** Treasury yields experienced their biggest recent drop.

Why was the mortgage sector able to outperform Treasuries? There are several fairly boring, confusing reasons for that, but one fairly simple one. So let's stick with what we know (i.e. everything's relative for mortgage rates, and this is no exception). Simply put, mortgages were able to outperform Treasuries because they had underperformed so badly in August and September.

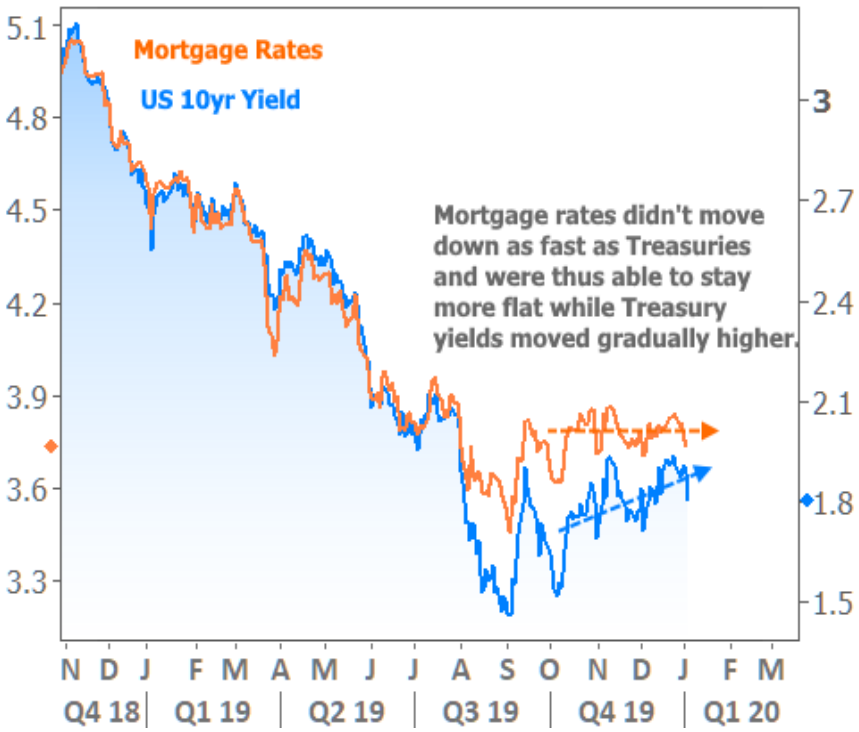

© 2026 MBS Live, LLC. - This newsletter is a service of MarketNewsletters.com.

The interest rates provided in this newsletter are national averages from independent data sources. Rate/APR terms may differ from those listed above based on the creditworthiness of the borrower. All information provided "as is" for informational purposes only, not intended for trading purposes or financial advice.

Read or subscribe to my newsletter online at: http://mortgageratesupdate.com/caseysullivan

Explaining past movement is one thing. Getting ahead of the next big move is another. To reiterate, there's certainly a concern about history repeating itself as seen in the first chart, but again, it will take a catalyst. Progressively stronger econ data in 2020 would do plenty of damage to rates, but there's no way to know if that's what we'll see until we see it.

When it comes to deciding on what to watch, **next week is a great candidate**. It has a slew of the most important monthly economic reports, and it occurs on the first full week back from holiday breaks for many market participants. There's also a high probability of additional headlines over the weekend that speak to geopolitical risks.

Subscribe to my newsletter online at: http://mortgageratesupdate.com/caseysullivan

Recent Economic Data

Date	Event	Actual	Forecast	Prior
Monday, Dec 30				
9:45AM	Dec Chicago PMI	48.9	48.0	46.3
10:00AM	Nov Pending Home Sales (%)	+1.2	1.2	-1.7
10:00AM	Nov Pending Sales Index	108.5		106.7
Tuesday, Dec 31				
9:00AM	Oct CaseShiller 20 yy (%)	2.2	2.2	2.1
10:00AM	Dec Consumer confidence	126.5	128.2	126.8
Thursday, Jan 02				
7:00AM	w/e MBA Purchase Index			250.1
7:00AM	w/e Mortgage Refinance Index			1859.0
8:30AM	w/e Jobless Claims (k)	222	225	222
Friday, Jan 03				
10:00AM	Dec ISM Manufacturing PMI	47.2	49.0	48.1
Tuesday, Jan 07				
10:00AM	Dec ISM N-Mfg PMI	55.0	54.5	53.9
10:00AM	Dec ISM N-Mfg Bus Act	57.2	52.0	51.6
10:00AM	Nov Factory orders mm (%)	-0.7	-0.8	0.3
1:00PM	3-Yr Note Auction (bl)	38		
Wednesday, Jan 08				
7:01AM	w/e Mortgage Refinance Index	1713.7		1375.0
7:01AM	w/e MBA Purchase Index	263.2		255.6
8:15AM	Dec ADP National Employment (k)	202	160	67
1:00PM	10-yr Note Auction (bl)	24		
Thursday, Jan 09				
8:30AM	w/e Jobless Claims (k)	214	220	222
1:00PM	30-Yr Bond Auction (bl)	16		
Friday, Jan 10				
8:30AM	Dec Non-farm payrolls (k)	145	164	266
8:30AM	Dec Unemployment rate mm (%)	3.5	3.5	3.5

Event Importance:

No Stars = Insignificant
☆ Low
★ Moderate
★★ Important
★★ Very Important

© 2026 MBS Live, LLC. - This newsletter is a service of MarketNewsletters.com.

The interest rates provided in this newsletter are national averages from independent data sources. Rate/APR terms may differ from those listed above based on the creditworthiness of the borrower. All information provided "as is" for informational purposes only, not intended for trading purposes or financial advice.

Read or subscribe to my newsletter online at: http://mortgageratesupdate.com/caseysullivan

Date	Event	Actual	Forecast	Prior
10:00AM	Nov Wholesale inventories mm (%)	-0.1	0.1	0.0

About Casey Sullivan

Casey is a dedicated and dependable mortgage loan officer. His clients count on him to be their skilled, experienced, and focused consultant, listening to their needs.

He skillfully assists his clients with both refinancing and home purchases in California and more specifically the San Francisco Bay Area.

His vision is to build lifetime relationships with each client as their mortgage consultant...for life! He stays connected with each client well after closing which includes loan reviews and dependable market updates.

Casey believes that everyone deserves to completely understand their mortgage financing options and that one size does not fit all when it comes to mortgages. Nor does it apply when it comes to mortgage lenders. All lenders are not made the same and they are not all equal.

For a free consultation, contact Casey Sullivan today at 925-395-4212 or Casey@TheSullivanGrp.com

NMLS237837. CrossCounty Mortgage NMLS3029, Branch NMLS1553210Branch NMLS ID# 313318
An Approved Equal Housing Lender

Casey Sullivan

© 2026 MBS Live, LLC. - This newsletter is a service of MarketNewsletters.com.

The interest rates provided in this newsletter are national averages from independent data sources. Rate/APR terms may differ from those listed above based on the creditworthiness of the borrower. All information provided "as is" for informational purposes only, not intended for trading purposes or financial advice.

Read or subscribe to my newsletter online at: http://mortgageratesupdate.com/caseysullivan