Casey Sullivan
Loan Officer and Branch Manager, The Sullivan Group at CrossCountry Mortgage
NMLS237837, CrossCounty Mortgage NMLS3029, Branch
2125 Oak Grove Rd. Ste. 328 Walnut Creek, CA 94598

Office: 925-395-4212
Mobile: 925-789-0065
casey@thesullivangrp.com
View My Website

Good Times Rolling For Housing; How Long Will It Last?

Financial markets remain transfixed by seemingly insignificant updates relating to US/China trade negotiations. For those who follow markets closely, this can be exasperating at times, but it's happening for a good reason.

If we only look at shorter-term market movements (like the chart below with this week's stock prices and bond yields), we might conclude that neither side of the market knows where it wants to go and that they're taking turns following each other and/or waiting for bigger inspiration. But that's actually not an unfair statement.

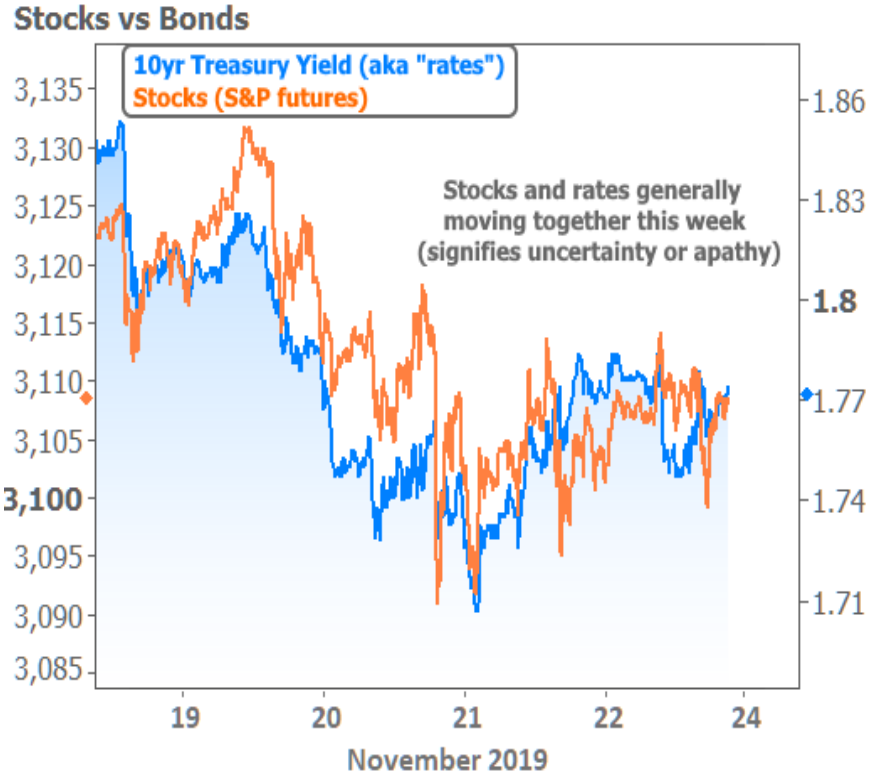

2019 has been a big year for both stocks and bonds. Both have moved to very strong levels (high stock prices and low bond yields) and have covered a lot of ground to get there. The uncertain fate of the trade deal was a major factor helping rates move lower and preventing stocks from breaking to all-time highs earlier this year. But now that a "phase 1" deal is at least being discussed as a possibility, stocks have moved higher while rates have

National Average Mortgage Rates

Mortgage News Daily	Rate	Change	Points
30YR Fixed	7.29%	-0.06	0.00
15YR Fixed	6.95%	-0.05	0.00
30YR FHA	6.91%	-0.08	0.00
30YR Jumbo	7.55%	-0.05	0.00
7/6 SOFR	6.88%	+0.02	0.00
30YR VA	6.92%	-0.08	0.00

Rates as of: 10/29

Recent Housing Data

		Value	Change
Mortgage Apps	Oct 14	188.6	-5.32%
Building Permits	Sep	1.4M	+0.43%
Housing Starts	Sep	1.22M	-4.24%
New Home Sales	Aug	684K	+12.69%
Pending Home Sales	Aug	71.2	0%
Existing Home Sales	Oct	3.99M	+0.25%
Builder Confidence	Oct	29	-9.38%

© 2026 MBS Live, LLC. - This newsletter is a service of MarketNewsletters.com.

The interest rates provided in this newsletter are national averages from independent data sources. Rate/APR terms may differ from those listed above based on the creditworthiness of the borrower. All information provided "as is" for informational purposes only, not intended for trading purposes or financial advice.

Read or subscribe to my newsletter online at: http://mortgageratesupdate.com/caseysullivan

reconsidered the long-term lows seen in early September. With this in mind, the divergent performance between stocks and bonds in the bigger picture makes more sense.

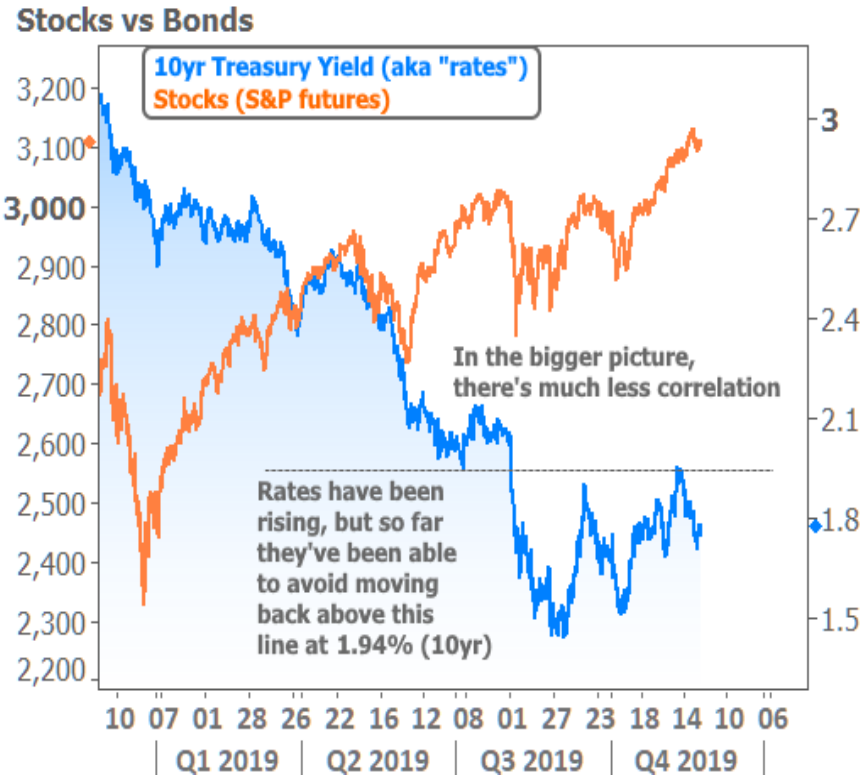

Notably though, rates aren't panicking, and have actually managed a modest but noticeable winning streak over the past 2 weeks. In terms of mortgage rates, this translates to average 30yr fixed rates improving by an eighth of a percentage point to the lowest levels since October 31st.

As far as rate rallies go, that qualifies as just a bit longer than average and just a bit better than average, but it's good to keep in mind that it comes at the expense of a more significant move toward higher rates that lasted nearly the entire month of October.

In the bigger picture, however, rates are staggeringly lower than they were this time last year. Despite having risen from multi-year lows in September, we're still in a very solid ball park.

© 2026 MBS Live, LLC. - This newsletter is a service of MarketNewsletters.com.

The interest rates provided in this newsletter are national averages from independent data sources. Rate/APR terms may differ from those listed above based on the creditworthiness of the borrower. All information provided "as is" for informational purposes only, not intended for trading purposes or financial advice.

Read or subscribe to my newsletter online at: http://mortgageratesupdate.com/caseysullivan

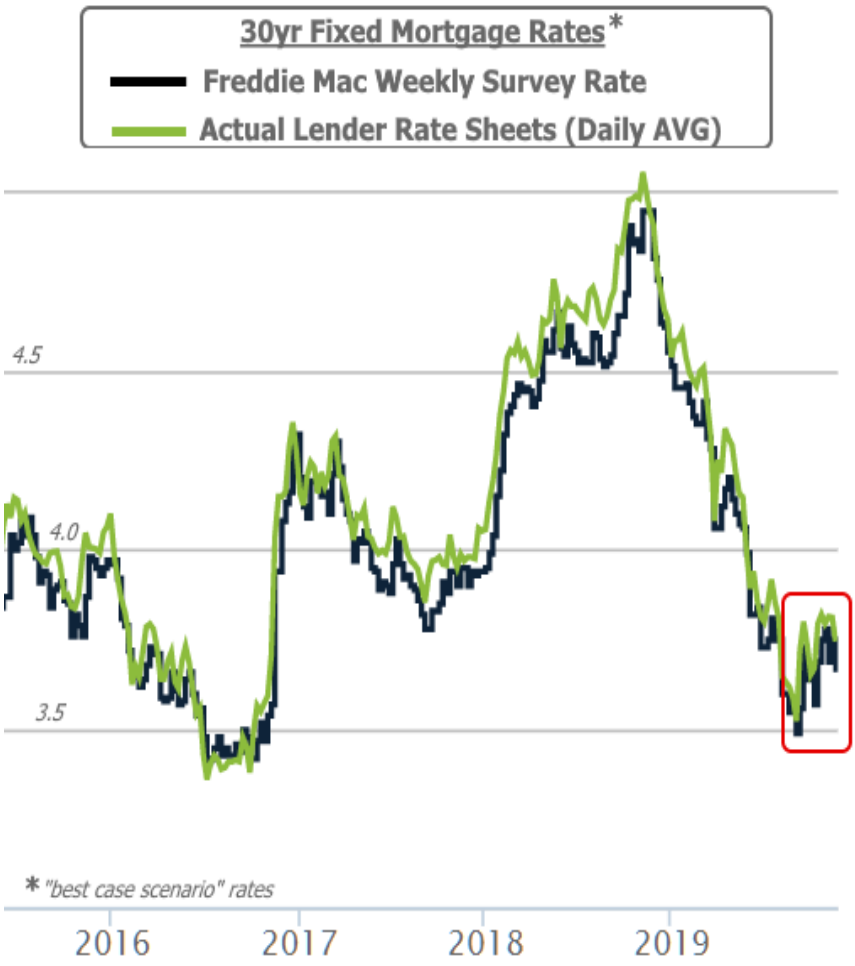

The impressive drop in mortgage rates seen in the chart above has done wonders to help the housing market get back on track. There were multiple housing-related reports out this week and everywhere we look, there are reasons to be excited.

Existing Home Sales didn't quite break their recent highs, but they're back in line with the highest levels since before the housing crisis.

© 2026 MBS Live, LLC. - This newsletter is a service of MarketNewsletters.com.

The interest rates provided in this newsletter are national averages from independent data sources. Rate/APR terms may differ from those listed above based on the creditworthiness of the borrower. All information provided "as is" for informational purposes only, not intended for trading purposes or financial advice.

Read or subscribe to my newsletter online at: http://mortgageratesupdate.com/caseysullivan

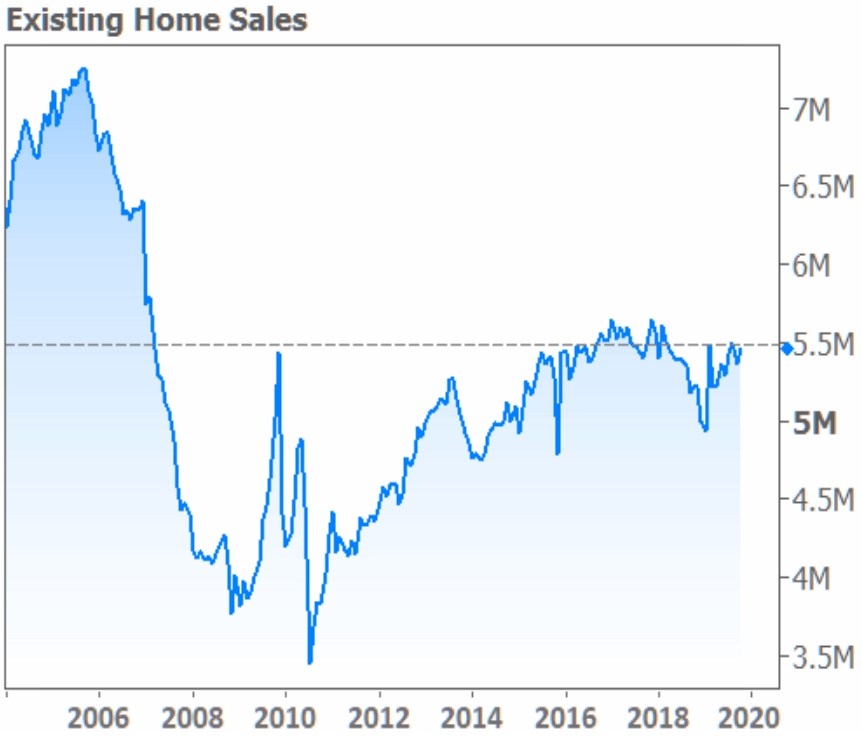

Unsurprisingly, low rates and strong sales have had a positive impact on builder confidence as seen in this week's Housing Market Index from the National Association of Homebuilders.

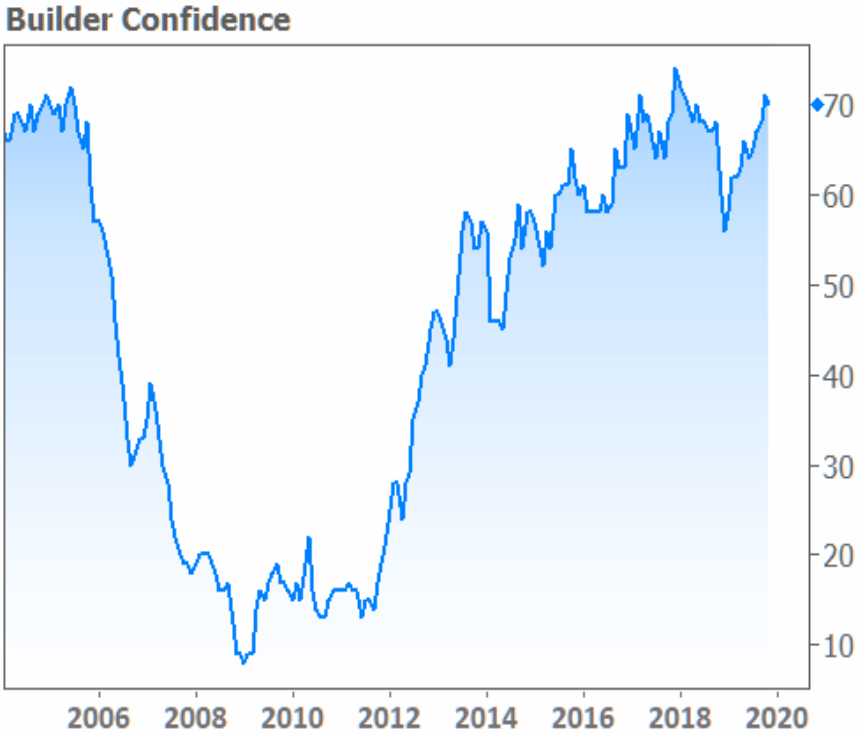

In this week's New Residential Construction report, building permits surged to their highest levels in more than 12 years.

© 2026 MBS Live, LLC. - This newsletter is a service of MarketNewsletters.com.

The interest rates provided in this newsletter are national averages from independent data sources. Rate/APR terms may differ from those listed above based on the creditworthiness of the borrower. All information provided "as is" for informational purposes only, not intended for trading purposes or financial advice.

Read or subscribe to my newsletter online at: http://mortgageratesupdate.com/caseysullivan

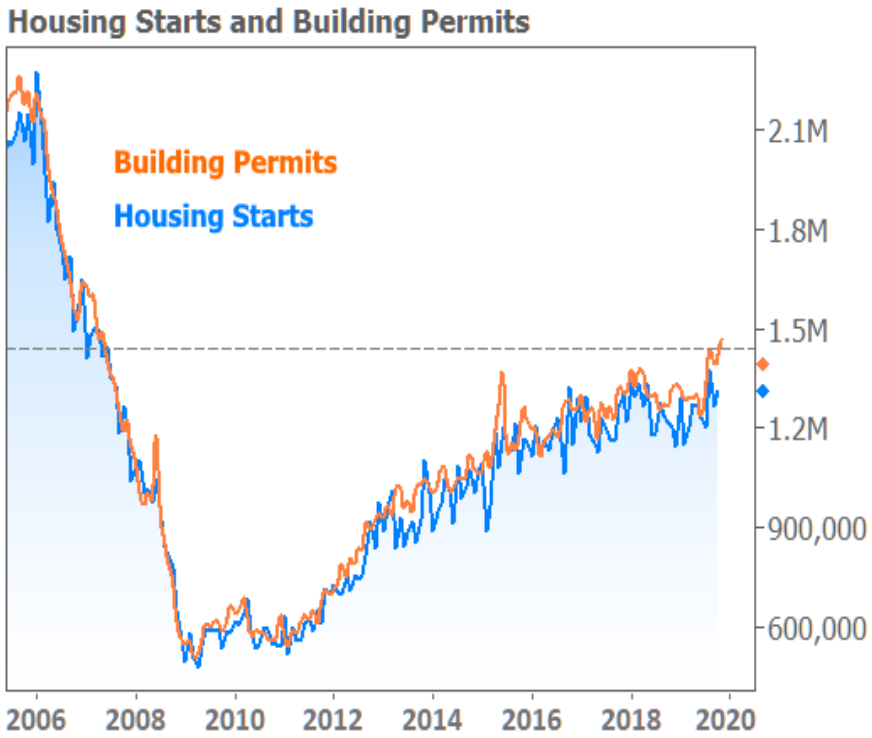

And on a mortgage-specific note, application activity has remained undeterred by rising rates. Granted, refinance demand has leveled-off, but it remains in territory that's 150% better than the same time last year. Purchase applications are winning in a different way. While they're only up about 14% year over year, that's the highest growth rate since 2016.

© 2026 MBS Live, LLC. - This newsletter is a service of MarketNewsletters.com.

The interest rates provided in this newsletter are national averages from independent data sources. Rate/APR terms may differ from those listed above based on the creditworthiness of the borrower. All information provided "as is" for informational purposes only, not intended for trading purposes or financial advice.

Read or subscribe to my newsletter online at: http://mortgageratesupdate.com/caseysullivan

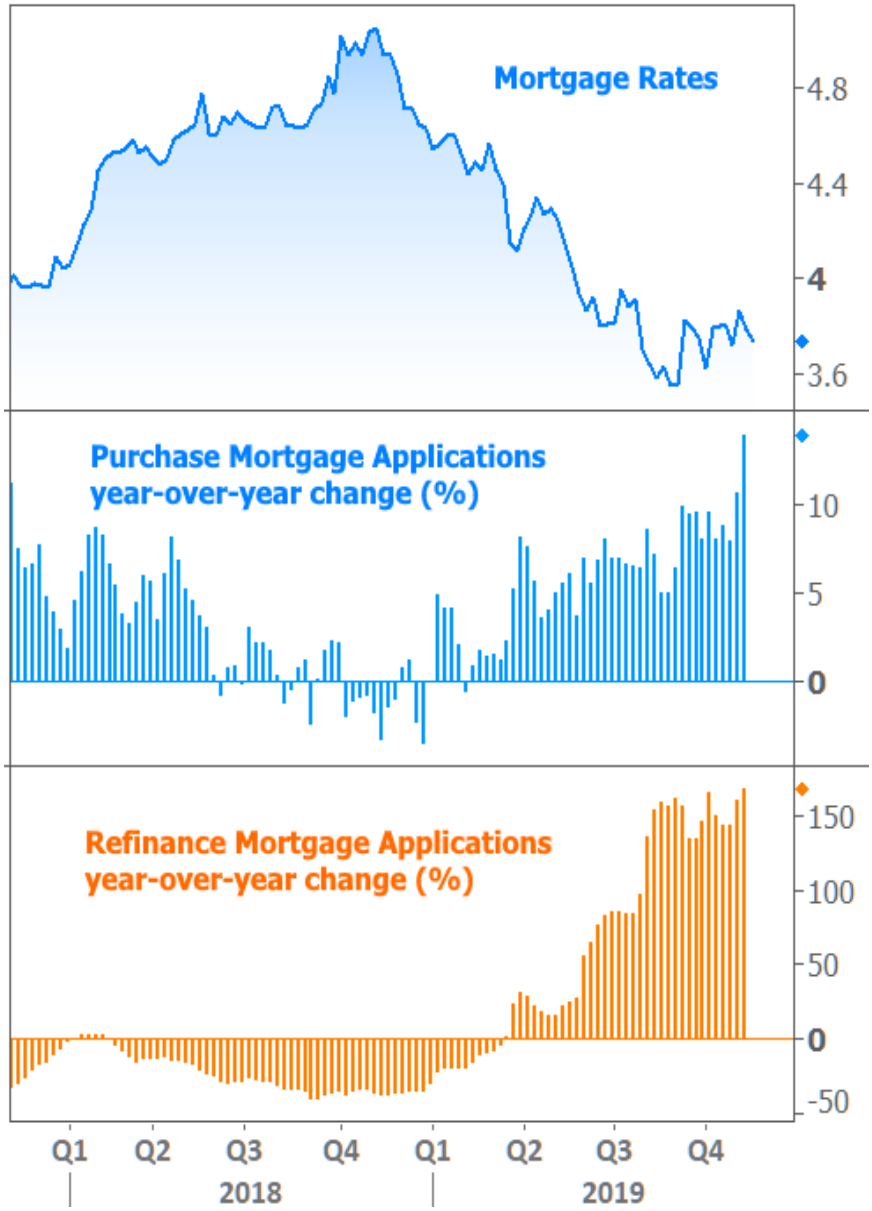

The extent to which the good times will keep rolling depends heavily on global economic momentum. And global economic momentum depends heavily on the outcome of the US/China trade negotiation. It's anyone's guess as to how long that will take and how it will ultimately look, but no one is expecting a sweeping conclusion to happen in the next few weeks. That's precisely why we've seen rates level-off and push back, but NOT in a panicked way.

Be warned though, if progress materializes in trade negotiations and especially if economic data can manage to improve even before a trade deal is shored up, rates are ready and willing to move higher at a quicker pace. Bottom line: take advantage of what we have today or at the very least, be ready to act if it looks like the rate landscape is shifting.

Subscribe to my newsletter online at: http://mortgageratesupdate.com/caseysullivan

Recent Economic Data

Date	Event	Actual	Forecast	Prior
Monday, Nov 18				

Event Importance:

No Stars = Insignificant

☆ Low

© 2026 MBS Live, LLC. - This newsletter is a service of MarketNewsletters.com.

The interest rates provided in this newsletter are national averages from independent data sources. Rate/APR terms may differ from those listed above based on the creditworthiness of the borrower. All information provided "as is" for informational purposes only, not intended for trading purposes or financial advice.

Read or subscribe to my newsletter online at: http://mortgageratesupdate.com/caseysullivan

Date	Event	Actual	Forecast	Prior
10:00AM	Nov NAHB housing market indx	70	71	71
Tuesday, Nov 19				
8:30AM	Oct Build permits: change mm (%)	5.0		-2.4
8:30AM	Oct House starts mm: change (%)	3.8		-9.4
8:30AM	Oct Housing starts number mm (ml)	1.314	1.320	1.256
8:30AM	Oct Building permits: number (ml)	1.461	1.385	1.391
Wednesday, Nov 20				
7:00AM	w/e MBA Purchase Index	270.4		253.4
7:00AM	w/e Mortgage Refinance Index	2190.6		2374.6
Thursday, Nov 21				
8:30AM	Nov Philly Fed Business Index	10.4	7.0	5.6
8:30AM	w/e Jobless Claims (k)	227	216	225
10:00AM	Oct Existing home sales (ml)	5.46	5.47	5.38
10:00AM	Oct Exist. home sales % chg (%)	1.9	1.4	-2.2
10:00AM	Oct Leading index chg mm (%)	-0.1	-0.1	-0.1
Friday, Nov 22				
9:45AM	Nov PMI-Manufacturing (Markit)	52.2	51.5	51.3
9:45AM	Nov PMI-Services (Markit)	51.6	51.0	50.6
10:00AM	Nov Consumer Sentiment (ip)	96.8	95.7	95.7
10:00AM	Dec 1yr Inflation Outlook (%)	2.5		2.5
10:00AM	Dec 5yr Inflation Outlook (%)	2.5		2.5
Tuesday, Nov 26				
9:00AM	Sep CaseShiller 20 yy (%)	2.1	2.1	2.0
9:00AM	Sep Monthly Home Price yy (%)	5.1		4.6
10:00AM	Oct New home sales-units mm (ml)	0.733	0.709	0.701
10:00AM	Oct New home sales chg mm (%)	-0.7	1.1	-0.7
10:00AM	Nov Consumer confidence	125.5	127.0	125.9
1:00PM	5-Yr Note Auction (bl)	41		
Wednesday, Nov 27				
7:00AM	w/e MBA Purchase Index	267.1		270.4
7:00AM	w/e Mortgage Refinance Index	2282.2		2190.6
8:30AM	Q3 GDP Prelim (%)	2.1	1.9	1.9
8:30AM	Oct Durable goods (%)	0.6	-0.8	-1.2
8:30AM	w/e Jobless Claims (k)	213	221	227
10:00AM	Oct Core PCE Inflation (y/y) (%)	+1.6	1.7	1.7
10:00AM	Oct Pending Sales Index	106.7		108.7
10:00AM	Oct Pending Home Sales (%)	-1.7	0.8	1.5
11:30AM	7-Yr Note Auction (bl)	32		
Thursday, Nov 28				

Moderate
Important
Very Important

© 2026 MBS Live, LLC. - This newsletter is a service of MarketNewsletters.com.

The interest rates provided in this newsletter are national averages from independent data sources. Rate/APR terms may differ from those listed above based on the creditworthiness of the borrower. All information provided "as is" for informational purposes only, not intended for trading purposes or financial advice.

Read or subscribe to my newsletter online at: http://mortgageratesupdate.com/caseysullivan

Date	Event	Actual	Forecast	Prior
12:00AM	Thanksgiving Day			
Friday, Nov 29				
9:45AM	Nov Chicago PMI		47.0	43.2

About Casey Sullivan

Casey is a dedicated and dependable mortgage loan officer. His clients count on him to be their skilled, experienced, and focused consultant, listening to their needs.

He skillfully assists his clients with both refinancing and home purchases in California and more specifically the San Francisco Bay Area.

His vision is to build lifetime relationships with each client as their mortgage consultant...for life! He stays connected with each client well after closing which includes loan reviews and dependable market updates.

Casey believes that everyone deserves to completely understand their mortgage financing options and that one size does not fit all when it comes to mortgages. Nor does it apply when it comes to mortgage lenders. All lenders are not made the same and they are not all equal.

For a free consultation, contact Casey Sullivan today at 925-395-4212 or Casey@TheSullivanGrp.com

NMLS237837. CrossCounty Mortgage NMLS3029, Branch NMLS1553210Branch NMLS ID# 313318
An Approved Equal Housing Lender

Casey Sullivan

© 2026 MBS Live, LLC. - This newsletter is a service of MarketNewsletters.com.

The interest rates provided in this newsletter are national averages from independent data sources. Rate/APR terms may differ from those listed above based on the creditworthiness of the borrower. All information provided "as is" for informational purposes only, not intended for trading purposes or financial advice.

Read or subscribe to my newsletter online at: http://mortgageratesupdate.com/caseysullivan