Casey Sullivan

Loan Officer and Branch Manager, The Sullivan Group at CrossCountry Mortgage

NMLS237837, CrossCounty Mortgage NMLS3029, Branch

2125 Oak Grove Rd. Ste. 328 Walnut Creek, CA 94598

Office: 925-395-4212

Mobile: 925-789-0065

casey@thesullivangrp.com

View My Website

Housing Market Gearing Up For a Big Week Ahead

To understand what's at stake in the week ahead, we need to understand where we are and where we've been. With that in mind, here's a **quick recap** of the past year or so in global macroeconomics.

Rates were near long-term highs in the first part of 2018 following the passage of the tax bill and generally strong economic data. As seen in the following charts, this took a toll on loan applications, home sales and eventually on **home values**.

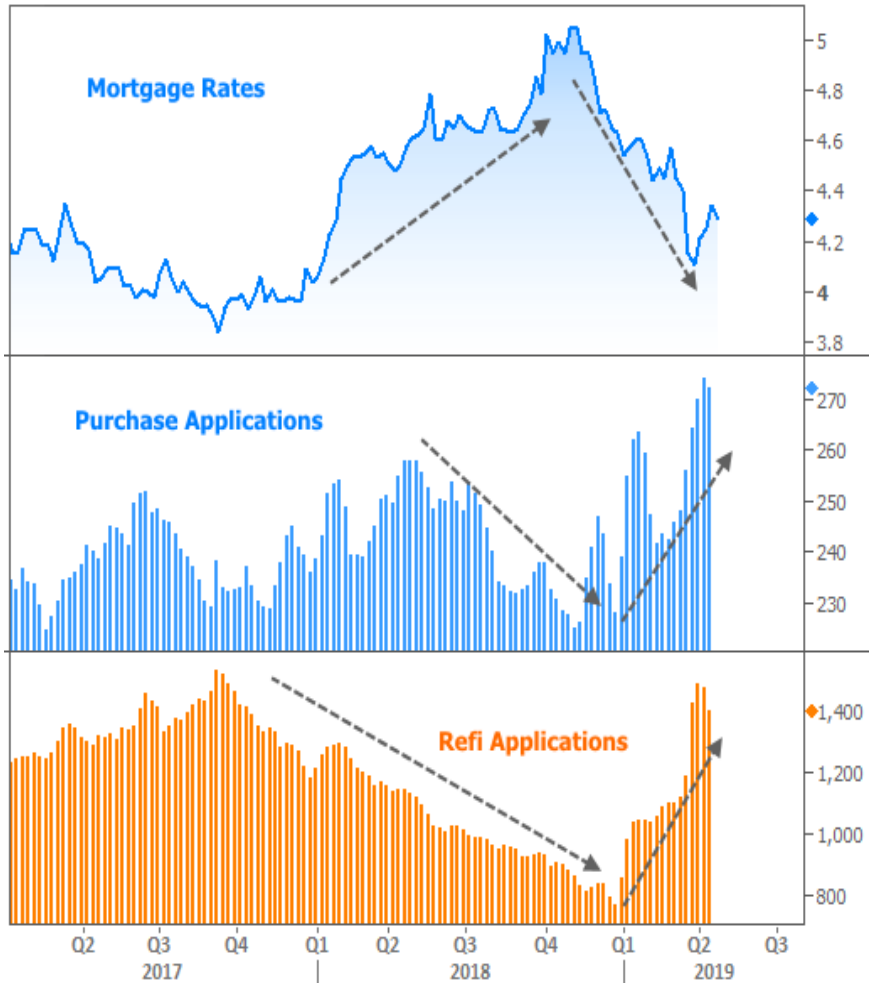

National Average Mortgage Rates

Mortgage News Daily	Rate	Change	Points
30YR Fixed	7.29%	-0.06	0.00
15YR Fixed	6.95%	-0.05	0.00
30YR FHA	6.91%	-0.08	0.00
30YR Jumbo	7.55%	-0.05	0.00
7/6 SOFR	6.88%	+0.02	0.00
30YR VA	6.92%	-0.08	0.00

Rates as of: 10/29

Recent Housing Data

		Value	Change
Mortgage Apps	Oct 14	188.6	-5.32%
Building Permits	Sep	1.4M	+0.43%
Housing Starts	Sep	1.22M	-4.24%
New Home Sales	Aug	684K	+12.69%
Pending Home Sales	Aug	71.2	0%
Existing Home Sales	Oct	3.99M	+0.25%
Builder Confidence	Oct	29	-9.38%

© 2026 MBS Live, LLC. - This newsletter is a service of MarketNewsletters.com.

The interest rates provided in this newsletter are national averages from independent data sources. Rate/APR terms may differ from those listed above based on the creditworthiness of the borrower. All information provided "as is" for informational purposes only, not intended for trading purposes or financial advice.

Read or subscribe to my newsletter online at: http://mortgageratesupdate.com/caseysullivan

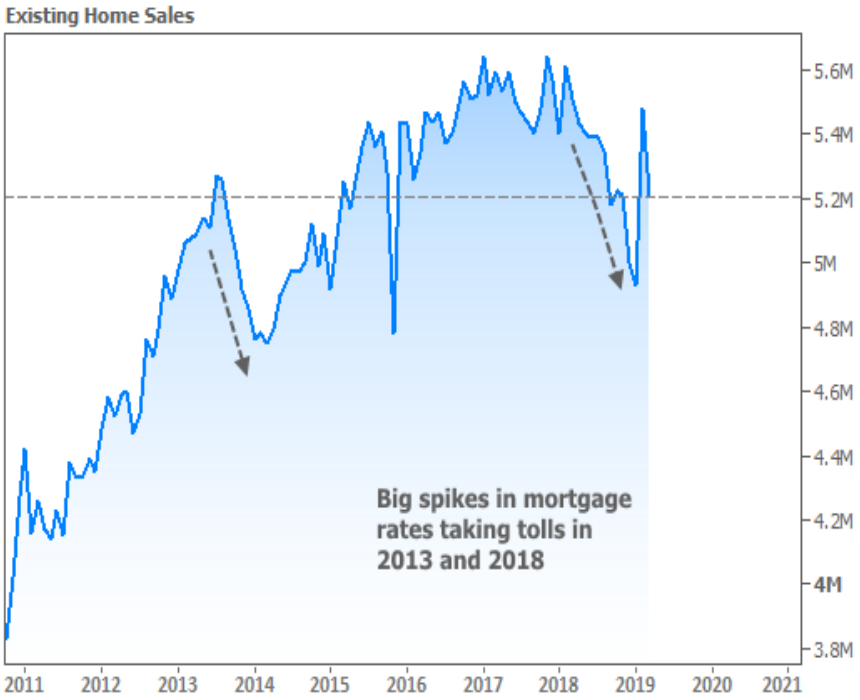

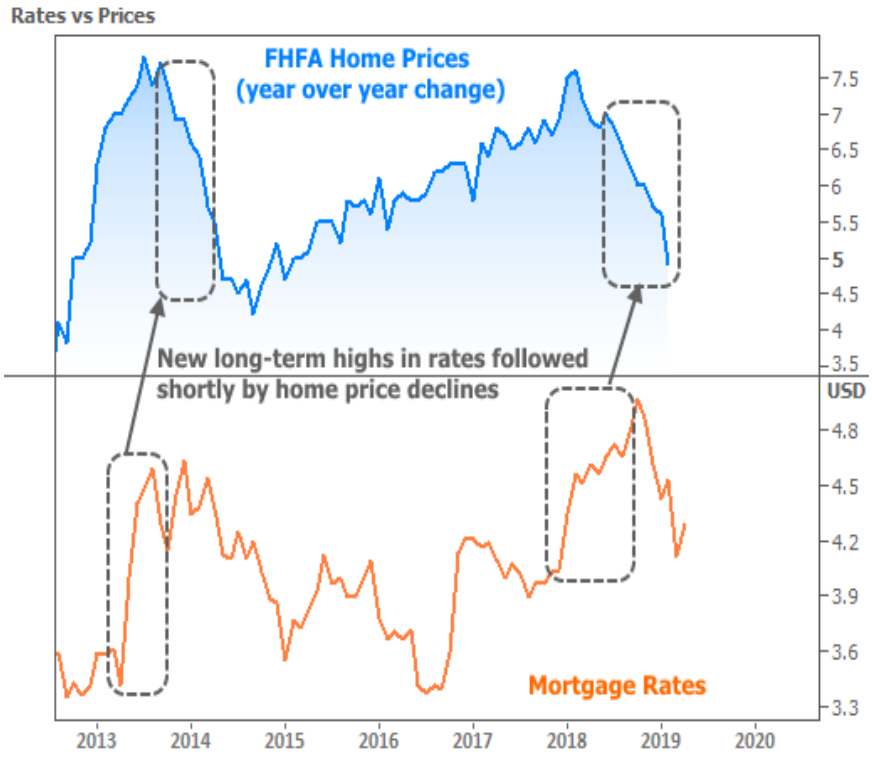

Rates surged to new long term highs in October and November due to ongoing improvement in US econ data among other things. At the same time, concerns were mounting about economic contractions in Europe and China. The following chart shows how debt yields (a proxy for economic momentum) were falling in those two economies while US yields were still rising.

© 2026 MBS Live, LLC. - This newsletter is a service of MarketNewsletters.com.

The interest rates provided in this newsletter are national averages from independent data sources. Rate/APR terms may differ from those listed above based on the creditworthiness of the borrower. All information provided "as is" for informational purposes only, not intended for trading purposes or financial advice.

Read or subscribe to my newsletter online at: http://mortgageratesupdate.com/caseysullivan

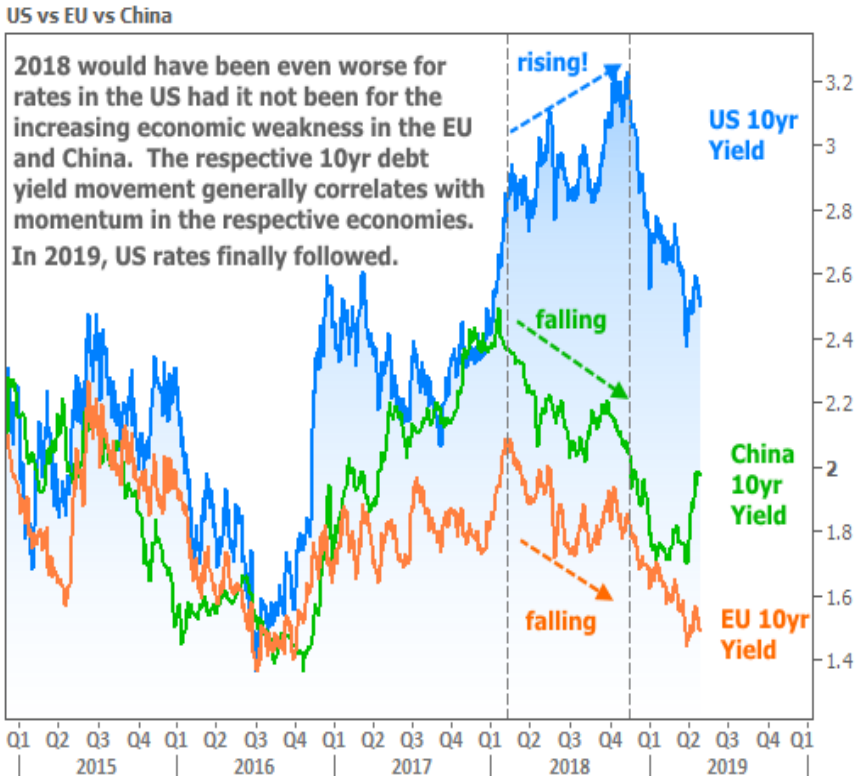

Eventually, the slump in foreign economies combined with a tough stance on rates from the Fed led US markets to follow suit. Stocks and rates **dropped abruptly** before the Fed stepped in and drastically softened its tone in January. That helped stocks recover and kept the good times rolling for rates (a softer tone from the Fed means rate hikes are less likely).

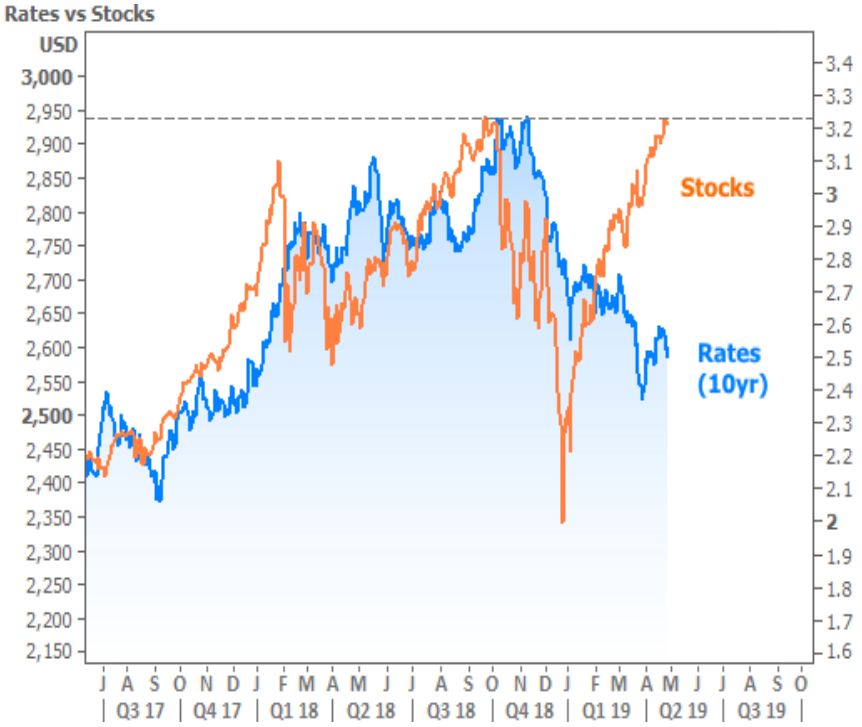

© 2026 MBS Live, LLC. - This newsletter is a service of MarketNewsletters.com.

The interest rates provided in this newsletter are national averages from independent data sources. Rate/APR terms may differ from those listed above based on the creditworthiness of the borrower. All information provided "as is" for informational purposes only, not intended for trading purposes or financial advice.

Read or subscribe to my newsletter online at: http://mortgageratesupdate.com/caseysullivan

For several reasons, rates surged **even lower** by the end of March--so low that a correction was likely. It's **that** move higher in rates that we've been discussing for the past few weeks and it got even more interesting this week. Long story short, rates have been willing to recover a bit and hold their ground inside the new, lower range achieved in March. Until this week, it looked like they might be moving back into 2019's previous range.

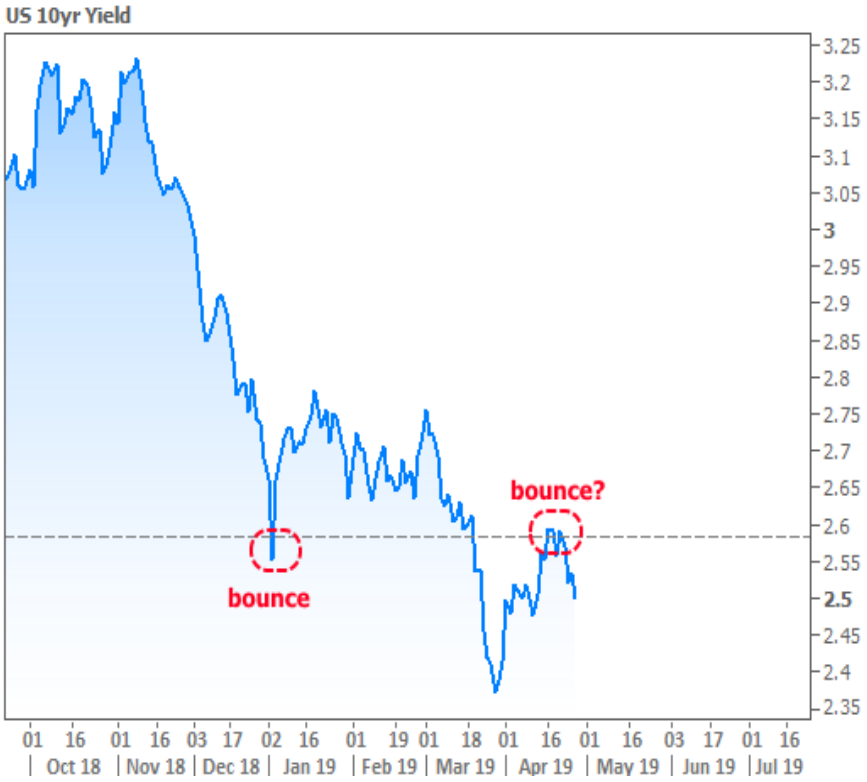

Throughout this volatile move, interest rates have been settling into a relationship with economic data. At times, it's been **too hot** (i.e. rates have been overly reactive) or **too cold** (i.e. rates haven't cared about some reports that normally matter). Recently, it's been **just right** (i.e. rates are paying close attention to the data, but the reactions have been tempered).

One reason for tempered reactions is that we haven't had a ton of important economic data in the past few weeks. But that all changes next week. Not only is the calendar packed on any given day, but the reports in question are typically the biggest market movers.

In and of itself, that would be enough reason to plan for potential volatility, but the data will also be joined by the Fed with a **new policy announcement** on Wednesday. Given how surprised markets were by the March 20th announcement, there's a decent chance of meaningful changes in next week's update.

Of course, the Fed **could** end up being interpreted as fairly neutral and the economic reports could be the right mix of stronger and weaker such that rates don't end up too far from current levels. But if the data is **unified** in its message, and **especially** if the Fed's message is in the same vein, it would likely result in the **biggest move in rates** in more than a month, for better (in the case of a friendly Fed and weak economic data) or worse (in the case of a hawkish Fed and strong data).

After Wednesday, all eyes will be Friday's big data combo with the jobs report 830am ET (Non-farm payrolls) and ISM's Non-Manufacturing index at 10am.

Subscribe to my newsletter online at: http://mortgageratesupdate.com/caseysullivan

Recent Economic Data

Event Importance:

© 2026 MBS Live, LLC. - This newsletter is a service of MarketNewsletters.com.

The interest rates provided in this newsletter are national averages from independent data sources. Rate/APR terms may differ from those listed above based on the creditworthiness of the borrower. All information provided "as is" for informational purposes only, not intended for trading purposes or financial advice.

Read or subscribe to my newsletter online at: http://mortgageratesupdate.com/caseysullivan

Date	Event	Actual	Forecast	Prior
Monday, Apr 22				
10:00AM	Mar Existing home sales (ml)	5.21	5.30	5.51
10:00AM	Mar Exist. home sales % chg (%)	-4.9	-3.8	11.8
Tuesday, Apr 23				
9:00AM	Feb Monthly Home Price yy (%)	4.9		5.6
9:00AM	Feb Monthly Home Price mm (%)	0.3		0.6
10:00AM	Mar New home sales-units mm (ml)	0.692	0.650	0.667
10:00AM	Mar New home sales chg mm (%)	4.5	-2.5	4.9
Wednesday, Apr 24				
7:00AM	w/e Mortgage Refinance Index	1293.0		1453.0
7:00AM	w/e MBA Purchase Index	269.3		280.7
Thursday, Apr 25				
8:30AM	Mar Durable goods (%)	2.7	0.8	-1.6
8:30AM	w/e Jobless Claims (k)	230	214	192
Friday, Apr 26				
8:30AM	Q1 GDP Advance (%)	3.2	2.0	2.2
10:00AM	Apr Consumer Sentiment (ip)	97.2	97.0	96.9
Monday, Apr 29				
8:30AM	Mar Core PCE Inflation (y/y) (%)	+1.6	1.7	1.7
Tuesday, Apr 30				
9:00AM	Feb CaseShiller 20 yy (%)	+3.0	3.2	3.6
9:45AM	Apr Chicago PMI	52.6	59.0	58.7
10:00AM	Mar Pending Sales Index	105.8		101.9
10:00AM	Mar Pending Home Sales (%)	+3.8	1.1	-1.0
10:00AM	Apr Consumer confidence	129.2	126.0	124.1
Wednesday, May 01				
7:00AM	w/e Mortgage Refinance Index	1228.3		1293.0
7:00AM	w/e MBA Purchase Index	259.4		269.3
8:15AM	Apr ADP National Employment (k)	+275	180	129
10:00AM	Apr ISM Manufacturing PMI	52.8	55.0	55.3
10:00AM	Mar Construction spending (%)	-0.9	0.1	1.0
2:00PM	N/A FOMC rate decision (%)	2.25 - 2.50	2.375	2.375
Thursday, May 02				
8:30AM	Q1 Labor Costs Preliminary (%)	-0.9	1.5	2.0
8:30AM	Q1 Productivity Preliminary (%)	3.6	2.2	1.9
8:30AM	w/e Jobless Claims (k)	230	215	230
9:45AM	Apr ISM-New York index	882.8		869.1
10:00AM	Mar Factory orders mm (%)	+1.9	1.5	-0.5
Friday, May 03				

No Stars = Insignificant
☆ Low
★ Moderate
★★ Important
★★ Very Important

© 2026 MBS Live, LLC. - This newsletter is a service of MarketNewsletters.com.

The interest rates provided in this newsletter are national averages from independent data sources. Rate/APR terms may differ from those listed above based on the creditworthiness of the borrower. All information provided "as is" for informational purposes only, not intended for trading purposes or financial advice.

Read or subscribe to my newsletter online at: http://mortgageratesupdate.com/caseysullivan

Date	Event	Actual	Forecast	Prior
8:30AM	Apr Non-farm payrolls (k)	+263	185	196
8:30AM	Apr Unemployment rate mm (%)	3.6	3.8	3.8
10:00AM	Apr ISM N-Mfg PMI	55.5	57.0	56.1

About Casey Sullivan

Casey is a dedicated and dependable mortgage loan officer. His clients count on him to be their skilled, experienced, and focused consultant, listening to their needs.

He skillfully assists his clients with both refinancing and home purchases in California and more specifically the San Francisco Bay Area.

His vision is to build lifetime relationships with each client as their mortgage consultant...for life! He stays connected with each client well after closing which includes loan reviews and dependable market updates.

Casey believes that everyone deserves to completely understand their mortgage financing options and that one size does not fit all when it comes to mortgages. Nor does it apply when it comes to mortgage lenders. All lenders are not made the same and they are not all equal.

For a free consultation, contact Casey Sullivan today at 925-395-4212 or Casey@TheSullivanGrp.com

NMLS237837. CrossCounty Mortgage NMLS3029, Branch NMLS1553210Branch NMLS ID# 313318
An Approved Equal Housing Lender

Casey Sullivan

© 2026 MBS Live, LLC. - This newsletter is a service of MarketNewsletters.com.

The interest rates provided in this newsletter are national averages from independent data sources. Rate/APR terms may differ from those listed above based on the creditworthiness of the borrower. All information provided "as is" for informational purposes only, not intended for trading purposes or financial advice.

Read or subscribe to my newsletter online at: http://mortgageratesupdate.com/caseysullivan