Casey Sullivan
Loan Officer and Branch Manager, The Sullivan Group at CrossCountry Mortgage
NMLS237837, CrossCounty Mortgage NMLS3029, Branch
2125 Oak Grove Rd. Ste. 328 Walnut Creek, CA 94598

Office: 925-395-4212
Mobile: 925-789-0065
casey@thesullivangrp.com
View My Website

Too Soon to Think About The Next Recession?

One short week after witnessing a return of interest rate volatility, it disappeared again this week. Mortgage rates saw **some** small-scale ups and downs, but generally held very close to last Friday's levels. All this despite the presence of important economic data and a policy announcement from the Fed.

Investors are **wrestling with bigger decisions** about where the economy goes from here. This might seem a bit silly considering economic data has been stable and strong for so long, but financial markets are always doing their best to price-in the future.

When the tax bill was just coming to fruition in early 2018, the future seemed much clearer. Treasury yields would still have to rise because they hadn't yet priced-in the excess government debt supply associated with the tax bill (more supply = higher rates).

On the other side of the market, equities traders were **just beginning** to price-in the tax bill's anticipated effect on corporate earnings. And of course, the Fed would have to hike rates a bit more quickly if the tax bill ended up having a stimulative effect.

As of mid-February, markets were telling us this "pricing-in" process was potentially winding down. Bonds had reached a bit of a plateau and were **finally** moving sideways. Stocks had recovered from the early February flash crash and began to consolidate without making new highs. We even saw a plateau in the markets that bet on the Fed's rate hike pace.

Then the **trade war headlines** began to circulate. This was to be the theme that would underpin a growing level of indecision in the marketplace. It was the manifestation of the question: have investors priced-in enough of the future's positive economic potential?

While it **may** well be **far** too early for the debate, the question of the timing of the next recession (or simply the next economic deceleration) is already being asked. One of the most common arguments in favor of asking the question is the falling (or flattening) "yield curve"--the spread between 2yr and 10yr Treasury yields.

Although many pundits and even several Fed members have opined that **history will not repeat itself** in the same way this time around, in the past, an

National Average Mortgage Rates

Mortgage News Daily	Rate	Change	Points
30YR Fixed	7.29%	-0.06	0.00
15YR Fixed	6.95%	-0.05	0.00
30YR FHA	6.91%	-0.08	0.00
30YR Jumbo	7.55%	-0.05	0.00
7/6 SOFR	6.88%	+0.02	0.00
30YR VA	6.92%	-0.08	0.00

Rates as of: 10/29

Recent Housing Data

		Value	Change
Mortgage Apps	Oct 14	188.6	-5.32%
Building Permits	Sep	1.4M	+0.43%
Housing Starts	Sep	1.22M	-4.24%
New Home Sales	Aug	684K	+12.69%
Pending Home Sales	Aug	71.2	0%
Existing Home Sales	Oct	3.99M	+0.25%
Builder Confidence	Oct	29	-9.38%

© 2026 MBS Live, LLC. - This newsletter is a service of MarketNewsletters.com.

The interest rates provided in this newsletter are national averages from independent data sources. Rate/APR terms may differ from those listed above based on the creditworthiness of the borrower. All information provided "as is" for informational purposes only, not intended for trading purposes or financial advice.

Read or subscribe to my newsletter online at: http://mortgageratesupdate.com/caseysullivan

inverted yield curve (2yr > 10yr) has preceded 3 out of the last 3 recessions.

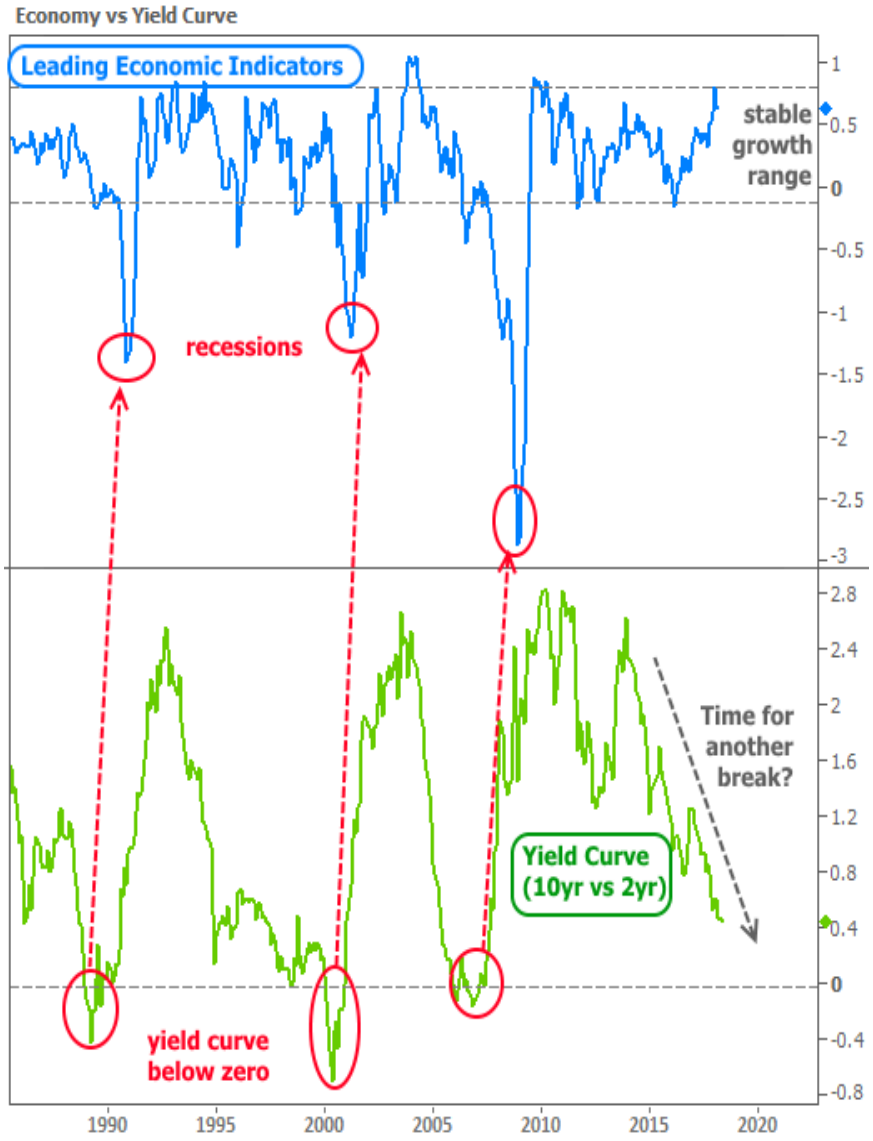

As you might guess, a recession has negative implications for stocks, but it typically coincides with lower interest rates. The timing **isn't coincidental**. Stocks have been consolidating in a an ever-narrower range. This means they MUST break out soon.

© 2026 MBS Live, LLC. - This newsletter is a service of MarketNewsletters.com.

The interest rates provided in this newsletter are national averages from independent data sources. Rate/APR terms may differ from those listed above based on the creditworthiness of the borrower. All information provided "as is" for informational purposes only, not intended for trading purposes or financial advice.

Read or subscribe to my newsletter online at: http://mortgageratesupdate.com/caseysullivan

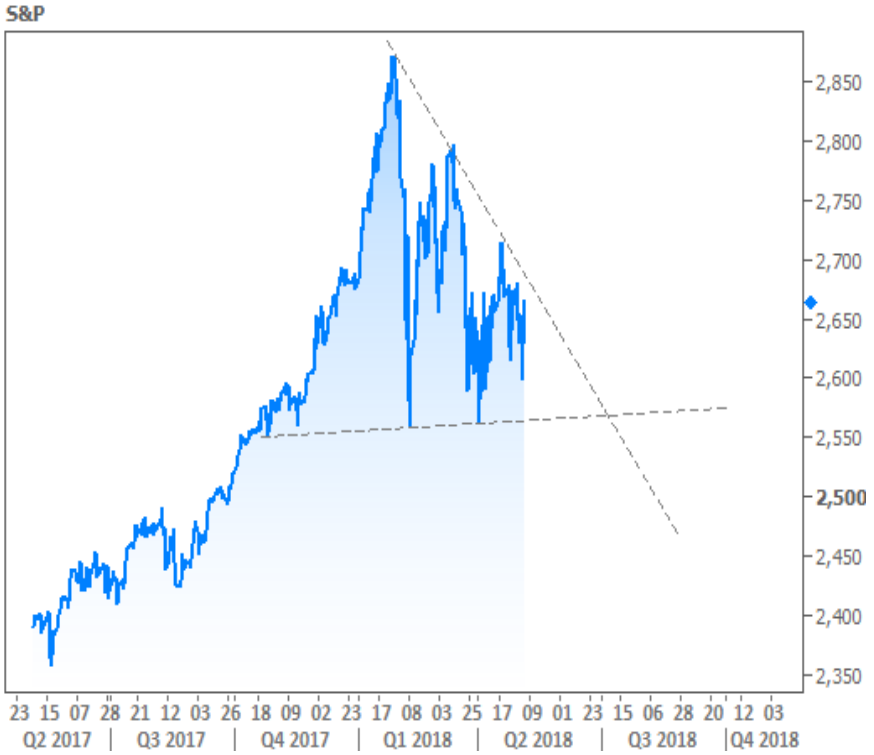

Bonds are also at a crossroads, having just lived through their **2nd** encounter with the **most important rate ceiling** in more than 10 years. We've already discussed reasons that 3% shouldn't be as firm of a ceiling when comparing the present situation to that seen in 2013/2014, but some investors are still holding out hope. Granted, it COULD happen if the bigger picture gets cloudy enough, quickly enough, but the 2 pessimistic scenarios in the following chart of 10yr yields are also on the table.

© 2026 MBS Live, LLC. - This newsletter is a service of MarketNewsletters.com.

The interest rates provided in this newsletter are national averages from independent data sources. Rate/APR terms may differ from those listed above based on the creditworthiness of the borrower. All information provided "as is" for informational purposes only, not intended for trading purposes or financial advice.

Read or subscribe to my newsletter online at: http://mortgageratesupdate.com/caseysullivan

As for nearer-term, smaller scale considerations, the **unsung hero** of the past few weeks (and potentially even the past few months) has been a downturn in European economic data and European bond yields. The German 10yr yield is the representative benchmark rate for Europe, and it's arguably been leading the way for US 10yr yields at times.

This week, a **sharp** drop in European rates helped US rates just as much as the important domestic data that came out on Wednesday (a Treasury auction announcement that allayed concerns about how new bond supply could hit the market, and the Fed's relatively tame policy announcement). Things will get more interesting if German yields manage to break the floor seen in the lower pane of the chart (and interesting in a bad way if they break the highs seen during the last "bounce"):

© 2026 MBS Live, LLC. - This newsletter is a service of MarketNewsletters.com.

The interest rates provided in this newsletter are national averages from independent data sources. Rate/APR terms may differ from those listed above based on the creditworthiness of the borrower. All information provided "as is" for informational purposes only, not intended for trading purposes or financial advice.

Read or subscribe to my newsletter online at: http://mortgageratesupdate.com/caseysullivan

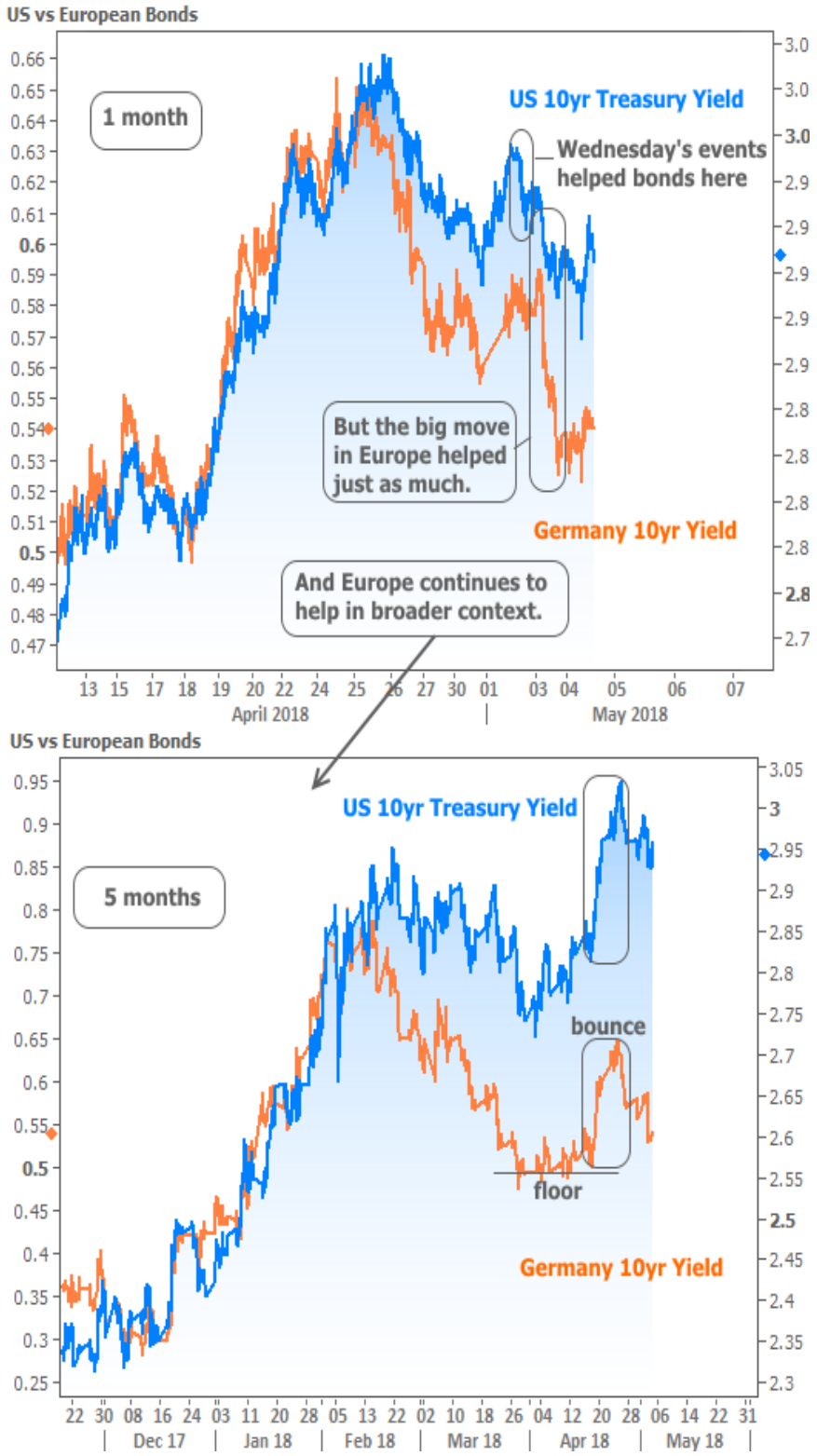

The modest volatility at the end of the week came courtesy of the **big jobs report**. The job tally missed the mark, but was essentially 'as-expected' after we count last month's revisions. Wage growth slowed, but not in a terrifying way. At first glance, the slightly weaker data was good for bonds, but because last month's data was so rotten, **this month's** only had to come close in order to keep bonds from getting too excited. With that, rates finished out the week roughly unchanged.

© 2026 MBS Live, LLC. - This newsletter is a service of MarketNewsletters.com.

The interest rates provided in this newsletter are national averages from independent data sources. Rate/APR terms may differ from those listed above based on the creditworthiness of the borrower. All information provided "as is" for informational purposes only, not intended for trading purposes or financial advice.

Read or subscribe to my newsletter online at: http://mortgageratesupdate.com/caseysullivan

In **housing-related news**, Pending Home Sales improved, but by slightly less than forecast. The series continues grinding sideways near its post-crisis plateau--something that's unlikely to change without a big shift in the inventory situation.

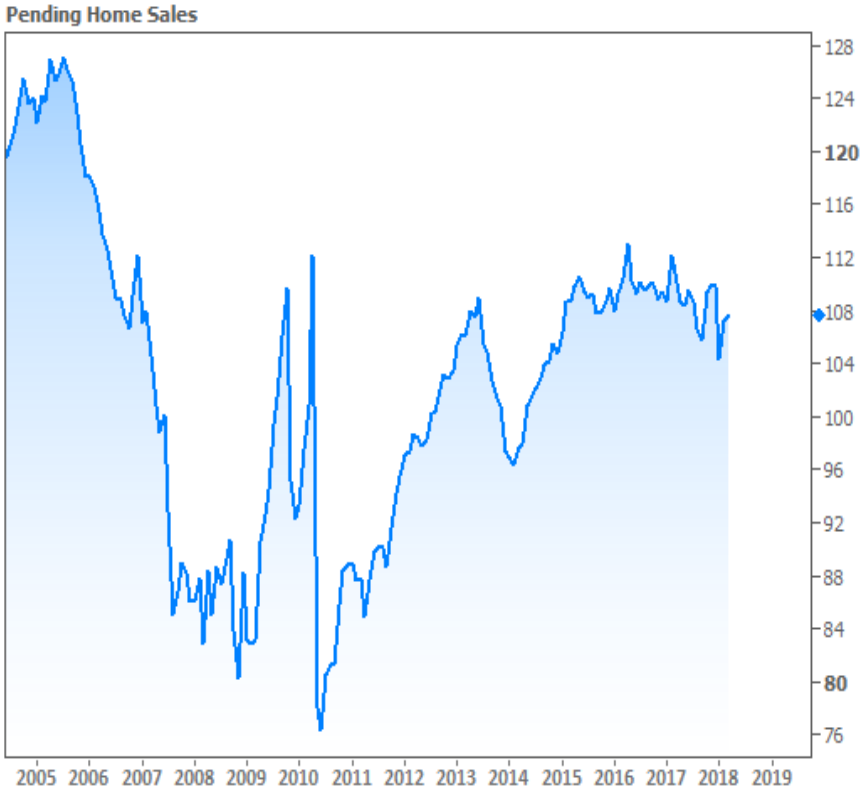

Subscribe to my newsletter online at: http://mortgageratesupdate.com/caseysullivan

Recent Economic Data

Date	Event	Actual	Forecast	Prior
Monday, Apr 30				
8:30AM	Mar Personal Income (%)	0.3	0.4	0.4
8:30AM	Mar Consumer Spending (Consumption) (%)	0.400	0.400	0.200
8:30AM	Mar Core PCE (y/y) (%)	1.900	1.900	1.600
9:45AM	Apr Chicago PMI	57.6	58.0	57.4
10:00AM	Mar Pending Sales Index	107.6		107.5
Tuesday, May 01				
10:00AM	Apr ISM Manufacturing PMI	57.3	58.3	59.3
10:00AM	Mar Construction spending (%)	-1.7	0.5	0.1
Wednesday, May 02				
8:15AM	Apr ADP National Employment (k)	204	200	241
9:45AM	Apr ISM-New York index	779.3		772.1
2:00PM	N/A FOMC rate decision (%)	1.500 - 1.750	1.625	1.625
Thursday, May 03				

Event Importance:

No Stars = Insignificant
☆ Low
★ Moderate
★★ Important
★★ Very Important

© 2026 MBS Live, LLC. - This newsletter is a service of MarketNewsletters.com.

The interest rates provided in this newsletter are national averages from independent data sources. Rate/APR terms may differ from those listed above based on the creditworthiness of the borrower. All information provided "as is" for informational purposes only, not intended for trading purposes or financial advice.

Read or subscribe to my newsletter online at: http://mortgageratesupdate.com/caseysullivan

Date	Event	Actual	Forecast	Prior
8:30AM	Q1 Labor Costs Preliminary (%)	2.7	2.9	2.5
8:30AM	Q1 Productivity Preliminary (%)	0.7	0.9	0.0
8:30AM	Mar International trade mm $ (bl)	-49.0	-50.0	-57.6
8:30AM	w/e Jobless Claims (k)	211	220	209
10:00AM	Apr ISM N-Mfg PMI	56.8	58.1	58.8
10:00AM	Mar Factory orders mm (%)	1.6	1.4	1.2
Friday, May 04				
8:30AM	Apr Non-farm payrolls (k)	+164	192	103
8:30AM	Apr Unemployment rate mm (%)	3.9	4.0	4.1
8:30AM	Apr Average earnings mm (%)	+0.1	0.2	0.3
Monday, May 07				
3:00PM	Mar Consumer credit (bl)	11.62	15.00	10.60
Tuesday, May 08				
1:00PM	3-Yr Note Auction (bl)	31		
Wednesday, May 09				
7:00AM	w/e MBA Purchase Index	257.7		258.1
7:00AM	w/e Mortgage Refinance Index	1098.4		1104.9
8:30AM	Apr Core Producer Prices YY (%)	2.3	2.4	2.7
8:30AM	Apr Producer Prices (%)	0.1	0.2	0.3
10:00AM	Mar Wholesale inventories mm (%)	0.3	0.5	0.5
Thursday, May 10				
8:30AM	Apr Core CPI Year/Year (%)	2.1	2.2	2.1
8:30AM	Apr CPI mm, sa (%)	0.2	0.3	-0.1
8:30AM	w/e Jobless Claims (k)	211	220	211
Friday, May 11				
8:30AM	Apr Import prices mm (%)	0.3	0.5	0.0
8:30AM	Apr Export prices mm (%)	0.6	0.3	0.3
10:00AM	May 1yr Inflation Outlook (%)	2.8		2.7
10:00AM	May 5yr Inflation Outlook (%)	2.5		2.5
10:00AM	May Consumer Sentiment	98.8	98.5	98.8
Wednesday, Jul 11				
1:00PM	10-yr Note Auction (bl)	22		
Thursday, Jul 12				
1:00PM	30-Yr Bond Auction (bl)	14		

© 2026 MBS Live, LLC. - This newsletter is a service of MarketNewsletters.com.

The interest rates provided in this newsletter are national averages from independent data sources. Rate/APR terms may differ from those listed above based on the creditworthiness of the borrower. All information provided "as is" for informational purposes only, not intended for trading purposes or financial advice.

Read or subscribe to my newsletter online at: http://mortgageratesupdate.com/caseysullivan

About Casey Sullivan

Casey is a dedicated and dependable mortgage loan officer. His clients count on him to be their skilled, experienced, and focused consultant, listening to their needs.

He skillfully assists his clients with both refinancing and home purchases in California and more specifically the San Francisco Bay Area.

His vision is to build lifetime relationships with each client as their mortgage consultant...for life! He stays connected with each client well after closing which includes loan reviews and dependable market updates.

Casey believes that everyone deserves to completely understand their mortgage financing options and that one size does not fit all when it comes to mortgages. Nor does it apply when it comes to mortgage lenders. All lenders are not made the same and they are not all equal.

For a free consultation, contact Casey Sullivan today at 925-395-4212 or Casey@TheSullivanGrp.com

NMLS237837. CrossCounty Mortgage NMLS3029, Branch NMLS1553210Branch NMLS ID# 313318
An Approved Equal Housing Lender

Casey Sullivan

© 2026 MBS Live, LLC. - This newsletter is a service of MarketNewsletters.com.

The interest rates provided in this newsletter are national averages from independent data sources. Rate/APR terms may differ from those listed above based on the creditworthiness of the borrower. All information provided "as is" for informational purposes only, not intended for trading purposes or financial advice.

Read or subscribe to my newsletter online at: http://mortgageratesupdate.com/caseysullivan