Casey Sullivan
Loan Officer and Branch Manager, The Sullivan Group at CrossCountry Mortgage
NMLS237837, CrossCounty Mortgage NMLS3029, Branch
2125 Oak Grove Rd. Ste. 328 Walnut Creek, CA 94598

Office: 925-395-4212
Mobile: 925-789-0065
casey@thesullivangrp.com
View My Website

Nuclear Headlines and New Lows For Rates. Coincidence?

This week's news was primarily focused on escalating nuclear rhetoric between the US and North Korea. Meanwhile, mortgage rates dropped to the lowest levels since November 2016. The **connection** between those two developments, however, is debatable.

Right off the bat, let me be clear that the North Korea headlines **absolutely** had an impact on financial markets. The following chart includes stocks, bonds, European rates, and $/Yen (a great gauge of the broader sentiment toward risk). It shows a clear shift **away from risk** following the North Korea headlines.

Moreover, the way these metrics are huddling together is typical of a market that is **uncertain** and reacting to **unexpected** geopolitical headlines. In other words, it's just what you'd expect when the threat of global nuclear conflict suddenly takes center stage.

National Average Mortgage Rates

Mortgage News Daily	Rate	Change	Points
30YR Fixed	7.29%	-0.06	0.00
15YR Fixed	6.95%	-0.05	0.00
30YR FHA	6.91%	-0.08	0.00
30YR Jumbo	7.55%	-0.05	0.00
7/6 SOFR	6.88%	+0.02	0.00
30YR VA	6.92%	-0.08	0.00

Rates as of: 10/29

Recent Housing Data

		Value	Change
Mortgage Apps	Oct 14	188.6	-5.32%
Building Permits	Sep	1.4M	+0.43%
Housing Starts	Sep	1.22M	-4.24%
New Home Sales	Aug	684K	+12.69%
Pending Home Sales	Aug	71.2	0%
Existing Home Sales	Oct	3.99M	+0.25%
Builder Confidence	Oct	29	-9.38%

© 2026 MBS Live, LLC. - This newsletter is a service of MarketNewsletters.com.

The interest rates provided in this newsletter are national averages from independent data sources. Rate/APR terms may differ from those listed above based on the creditworthiness of the borrower. All information provided "as is" for informational purposes only, not intended for trading purposes or financial advice.

Read or subscribe to my newsletter online at: http://mortgageratesupdate.com/caseysullivan

If we zoom out and focus solely on stocks and bonds, the conclusions start to change. The following chart is scaled to the highs and lows that occurred **before** this week. That allows us to see this week's movement **relative** to its recent range.

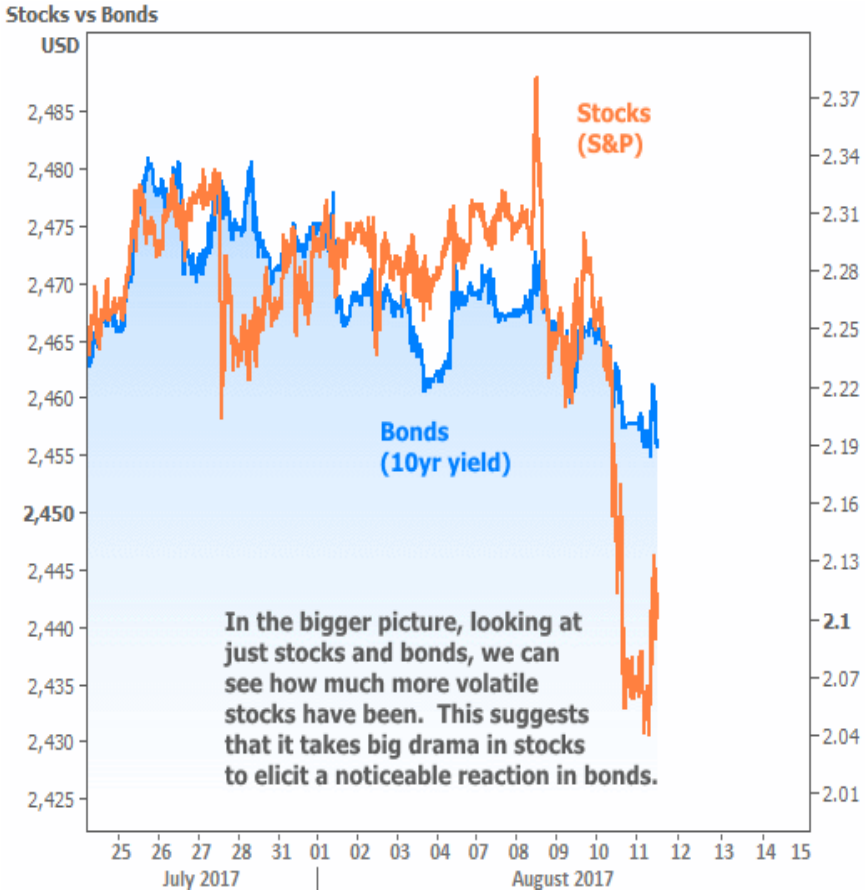

Clearly, this week was a **much bigger deal for stocks** whereas bonds didn't make it much lower than last week's best levels. That begs the question: was the movement all about the nuclear headlines? After all, we'd expect a more unified response (i.e. a bigger drop in rates) if markets were strictly reacting to geopolitics.

Indeed there were other factors in play (there always are). By mass media accounts, it was the tech sector that resulted in stocks taking a much bigger bath than bonds. It's true that on Thursday alone, several tech giants saw shares drop more than twice as fast as major averages. But that could be just as much a reflection of tech's **massive outperformance** in 2017, combined with recent jitters. In short, the tech sector was more vulnerable and there was more concern about potential weakness coming into the week.

© 2026 MBS Live, LLC. - This newsletter is a service of MarketNewsletters.com.

The interest rates provided in this newsletter are national averages from independent data sources. Rate/APR terms may differ from those listed above based on the creditworthiness of the borrower. All information provided "as is" for informational purposes only, not intended for trading purposes or financial advice.

Read or subscribe to my newsletter online at: http://mortgageratesupdate.com/caseysullivan

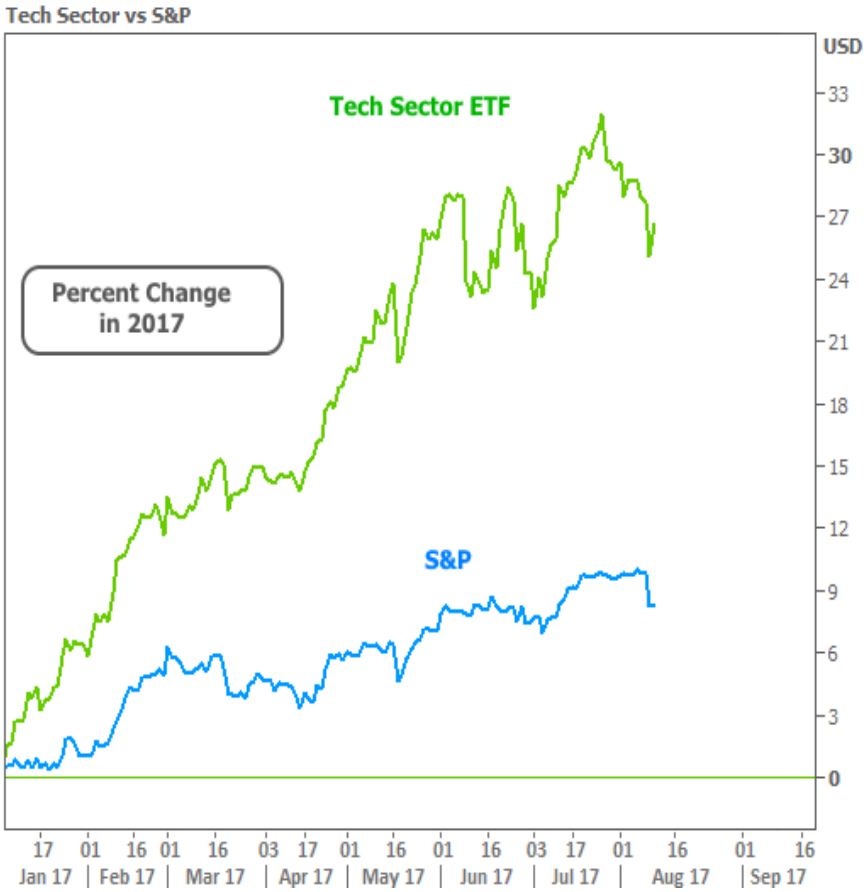

"Vulnerability and concern for potential weakness" is really the theme here. Nuclear headlines simply served as the spark. The tech sector is an extreme example of general investor sentiment. The higher they go, the more worried some investors are about a correction. Because stocks have been **calmly** treading water near all-time highs since late July, and because rates were already close to the lowest levels of the year, stocks had much more to lose this week than rates had to gain.

Rates did make gains though. Mortgage rates, specifically, managed to hit **new lows for the year**, thanks to the modest improvements throughout the week. The broader benchmark for rate momentum--the 10yr Treasury yield--is not yet back to its best levels and there's still a fair amount of ground to cover before making it back to June's lows (just over 2.10%).

© 2026 MBS Live, LLC. - This newsletter is a service of MarketNewsletters.com.

The interest rates provided in this newsletter are national averages from independent data sources. Rate/APR terms may differ from those listed above based on the creditworthiness of the borrower. All information provided "as is" for informational purposes only, not intended for trading purposes or financial advice.

Read or subscribe to my newsletter online at: http://mortgageratesupdate.com/caseysullivan

As long as 10yr yields remain above those lows, mortgage rates **won't be willing** to move too much lower. Whether or not those lows are broken depends on several factors.

Naturally, if tensions were to escalate to a certain point with North Korea, bonds would be obliged to soak up some of the money fleeing out of other sectors (excess demand for bonds = lower rates). Even without such dire developments, if that **elusive stock market correction** takes shape, rates would also likely benefit.

One thing we can be sure of is that interest rates will **always** care about what the big central banks are doing. To that end, we've increasingly seen the Fed shy away from its previous commitment to multiple rate hikes in the coming year. The following chart helps explain why.

© 2026 MBS Live, LLC. - This newsletter is a service of MarketNewsletters.com.

The interest rates provided in this newsletter are national averages from independent data sources. Rate/APR terms may differ from those listed above based on the creditworthiness of the borrower. All information provided "as is" for informational purposes only, not intended for trading purposes or financial advice.

Read or subscribe to my newsletter online at: http://mortgageratesupdate.com/caseysullivan

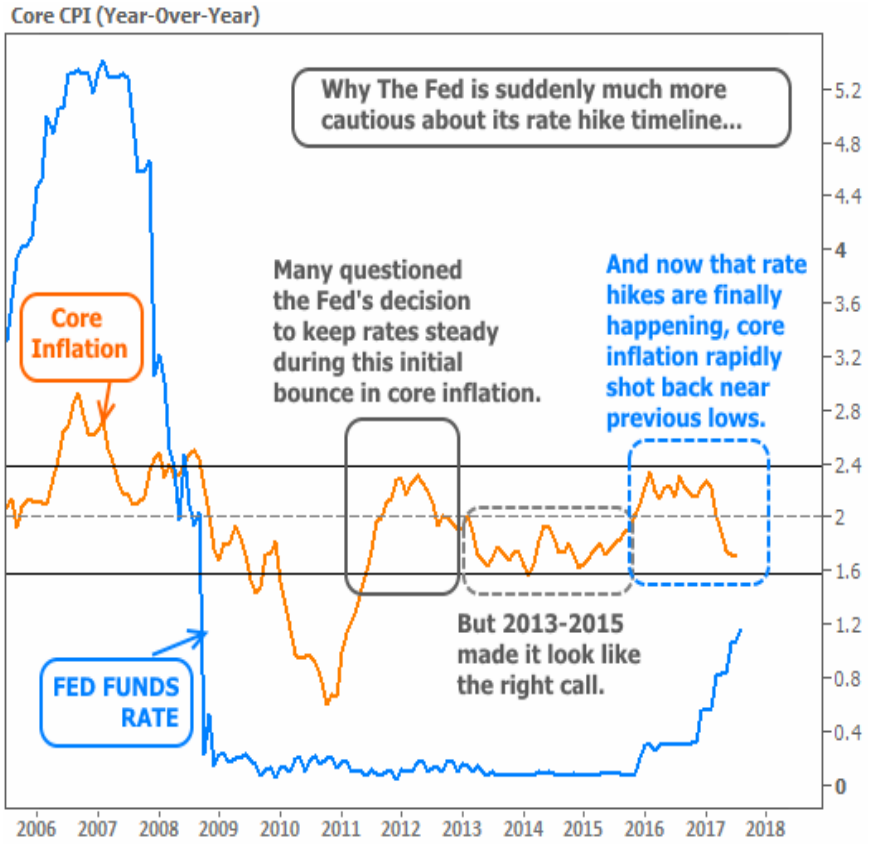

In other words, core **inflation has fallen too quickly** for the Fed to keep harping on an aggressive rate hike schedule. Not all Fed members agree, but some are now saying we don't really need to hike rates until we see how inflation evolves. Most at the Fed agree that now's the time to start tapering the Fed's bond-buying balance sheet, and have generally indicated that September would be the month to implement the plan announced in June.

Given that the European Central Bank is **also** rumored to open discussion on its own tapering process (not quite the same as what the Fed's doing, but both will impact rates), the next few months of monetary policy are extremely important. Both Janet Yellen and Mario Draghi (head of the European Central Bank) will be attending the Jackson Hole symposium at the end of the month, and investors expect them to use the event to prep financial markets for any upcoming changes.

Subscribe to my newsletter online at: http://mortgageratesupdate.com/caseysullivan

Recent Economic Data

Date	Event	Actual	Forecast	Prior
Tuesday, Aug 08				
1:00PM	3-Yr Note Auction (bl)	24		
Wednesday, Aug 09				
7:00AM	w/e Mortgage Market Index	418.7		406.6
7:00AM	w/e MBA Purchase Index	237.3		235.4
8:30AM	Q2 Labor Costs Preliminary (%)	+0.6	1.2	2.2
8:30AM	Q2 Productivity Preliminary (%)	+0.9	0.7	0.0
10:00AM	Jun Wholesale inventories mm (%)	+0.7	0.6	0.6

Event Importance:

No Stars = Insignificant
☆ Low
★ Moderate
★★ Important
★★ Very Important

© 2026 MBS Live, LLC. - This newsletter is a service of MarketNewsletters.com.

The interest rates provided in this newsletter are national averages from independent data sources. Rate/APR terms may differ from those listed above based on the creditworthiness of the borrower. All information provided "as is" for informational purposes only, not intended for trading purposes or financial advice.

Read or subscribe to my newsletter online at: http://mortgageratesupdate.com/caseysullivan

Date	Event	Actual	Forecast	Prior
Thursday, Aug 10				
8:30AM	Jul Producer Prices (%)	-0.1	0.1	0.1
8:30AM	Jul Core Producer Prices YY (%)	+1.8	2.1	1.9
8:30AM	w/e Initial Jobless Claims (k)	244	240	240
Friday, Aug 11				
8:30AM	Jul CPI mm, sa (%)	+0.1	0.2	0.0
8:30AM	Jul Core CPI Year/Year (%)	+1.7	1.7	1.7
Tuesday, Aug 15				
8:30AM	Jul Retail sales mm (%)	0.6	0.4	-0.2
8:30AM	Jul Import prices mm (%)	+0.1	0.1	-0.2
8:30AM	Jul Export prices mm (%)	+0.4	0.2	-0.2
10:00AM	Jun Business inventories mm (%)	+0.5	0.4	0.3
10:00AM	Aug NAHB housing market indx	68	65	64
Wednesday, Aug 16				
7:00AM	w/e Mortgage Market Index	419.1		418.7
8:30AM	Jul Housing starts number mm (ml)	1.155	1.220	1.215
8:30AM	Jul Building permits: number (ml)	1.223	1.250	1.275
Thursday, Aug 17				
8:30AM	Aug Philly Fed Business Index	18.9	18.5	19.5
9:15AM	Jul Industrial Production (%)	+0.2	0.3	0.4
9:15AM	Jul Capacity Utilization (%)	76.7	76.7	76.6
10:00AM	Jul Leading index chg mm (%)	0.3	0.3	0.6
Friday, Aug 18				
10:00AM	Aug Consumer Sentiment Prelim	97.6	94.0	93.4
Wednesday, Oct 11				
1:00PM	10-yr Note Auction (bl)	20		
Thursday, Oct 12				
1:00PM	30-Yr Bond Auction (bl)	12		

© 2026 MBS Live, LLC. - This newsletter is a service of MarketNewsletters.com.

The interest rates provided in this newsletter are national averages from independent data sources. Rate/APR terms may differ from those listed above based on the creditworthiness of the borrower. All information provided "as is" for informational purposes only, not intended for trading purposes or financial advice.

Read or subscribe to my newsletter online at: http://mortgageratesupdate.com/caseysullivan

About Casey Sullivan

Casey is a dedicated and dependable mortgage loan officer. His clients count on him to be their skilled, experienced, and focused consultant, listening to their needs.

He skillfully assists his clients with both refinancing and home purchases in California and more specifically the San Francisco Bay Area.

His vision is to build lifetime relationships with each client as their mortgage consultant...for life! He stays connected with each client well after closing which includes loan reviews and dependable market updates.

Casey believes that everyone deserves to completely understand their mortgage financing options and that one size does not fit all when it comes to mortgages. Nor does it apply when it comes to mortgage lenders. All lenders are not made the same and they are not all equal.

For a free consultation, contact Casey Sullivan today at 925-395-4212 or Casey@TheSullivanGrp.com

NMLS237837. CrossCounty Mortgage NMLS3029, Branch NMLS1553210Branch NMLS ID# 313318
An Approved Equal Housing Lender

Casey Sullivan

© 2026 MBS Live, LLC. - This newsletter is a service of MarketNewsletters.com.

The interest rates provided in this newsletter are national averages from independent data sources. Rate/APR terms may differ from those listed above based on the creditworthiness of the borrower. All information provided "as is" for informational purposes only, not intended for trading purposes or financial advice.

Read or subscribe to my newsletter online at: http://mortgageratesupdate.com/caseysullivan