Casey Sullivan
Loan Officer and Branch Manager, The Sullivan Group at CrossCountry Mortgage
NMLS237837, CrossCounty Mortgage NMLS3029, Branch
2125 Oak Grove Rd. Ste. 328 Walnut Creek, CA 94598

Office: 925-395-4212
Mobile: 925-789-0065
casey@thesullivangrp.com
View My Website

One-Two Punch: FHA Cut Reversed and Rates Move Higher

What a difference a week makes--**especially** for certain borrowers in the process of obtaining an FHA loan! Not only will they see the same rising rates that affected all loans this week, but they'll also give up the benefit from the recently-announced cut in FHA mortgage-insurance premiums (MIP).

Last week's newsletter discussed the FHA MIP cut in detail. In short, it amounted to **instant savings** equivalent to an interest rate reduction of roughly 0.375% for most FHA borrowers. The cut was to go in effect for loans closing on or after Jan 27th.

There was speculation that the incoming Secretary for Housing and Urban Development (HUD) might review and rescind the change, but nothing concrete. Then, at the beginning of this week, **rumors circulated** that the Trump administration would be rolling back several of Obama's most recent executive orders and that the MIP cut would be included.

Scarcely an hour after the inauguration, HUD released an updated Mortgagee Letter (a weird term for their periodic guideline/policy updates) making it official. The **MIP cut is on hold indefinitely**. Even borrowers who were quoted the new, lower premium will be forced to pay the old rate.

All hope is not lost though. The new letter states: "more analysis and research are deemed necessary to assess future adjustments while also considering potential market conditions in an ever-changing global economy that could impact our efforts." Whether or not that means **"don't hold your breath"** remains to be seen.

On a final note, there's been chatter suggesting the cut was **politically motivated**. On that topic, it's worth noting that the cut was executed in substantially similar fashion to the early 2015 cut. **Both** were preceded by a favorable actuarial report in November, and both were announced around the same time in January. There is no recent precedent for an MIP change being on the table days before the inauguration of a president that might seek to reverse it, so any claims of political motivation can't be confirmed or denied.

In addition to the MIP cut evaporating, mortgage **rates rose quickly** this week. Freddie Mac's weekly rate survey (which unfortunately tends to be a "Tuesday over Tuesday" survey) suggests rates **fell** to 3-week lows. But when we include the rest of the week (Wed and Thu were rough!), rates are actually

National Average Mortgage Rates

Mortgage News Daily	Rate	Change	Points
30YR Fixed	7.29%	-0.06	0.00
15YR Fixed	6.95%	-0.05	0.00
30YR FHA	6.91%	-0.08	0.00
30YR Jumbo	7.55%	-0.05	0.00
7/6 SOFR	6.88%	+0.02	0.00
30YR VA	6.92%	-0.08	0.00

Rates as of: 10/29

Recent Housing Data

		Value	Change
Mortgage Apps	Oct 14	188.6	-5.32%
Building Permits	Sep	1.4M	+0.43%
Housing Starts	Sep	1.22M	-4.24%
New Home Sales	Aug	684K	+12.69%
Pending Home Sales	Aug	71.2	0%
Existing Home Sales	Oct	3.99M	+0.25%
Builder Confidence	Oct	29	-9.38%

© 2026 MBS Live, LLC. - This newsletter is a service of MarketNewsletters.com.

The interest rates provided in this newsletter are national averages from independent data sources. Rate/APR terms may differ from those listed above based on the creditworthiness of the borrower. All information provided "as is" for informational purposes only, not intended for trading purposes or financial advice.

Read or subscribe to my newsletter online at: http://mortgageratesupdate.com/caseysullivan

at the highest levels of the year.

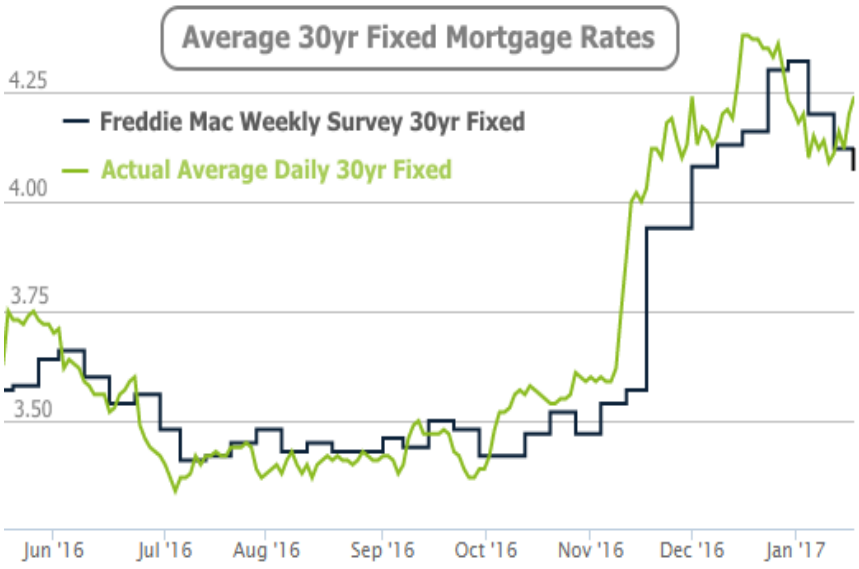

If you're interested in following the **bigger picture trends** in rates, take a look at the following chart of 10yr yields (the best benchmark for momentum in longer-term rates like mortgages). Yields are thankfully still under the late-December ceiling, but they've broken above the 2.43% level which had been holding firm for several weeks. 2.52% is the next key level to watch. It held firm through the end of the week. A more dire scenario would be a break above 2.62%. If that happens, 2013's precedent shows us the sort of "aftershock" that's possible.

© 2026 MBS Live, LLC. - This newsletter is a service of MarketNewsletters.com.

The interest rates provided in this newsletter are national averages from independent data sources. Rate/APR terms may differ from those listed above based on the creditworthiness of the borrower. All information provided "as is" for informational purposes only, not intended for trading purposes or financial advice.

Read or subscribe to my newsletter online at: http://mortgageratesupdate.com/caseysullivan

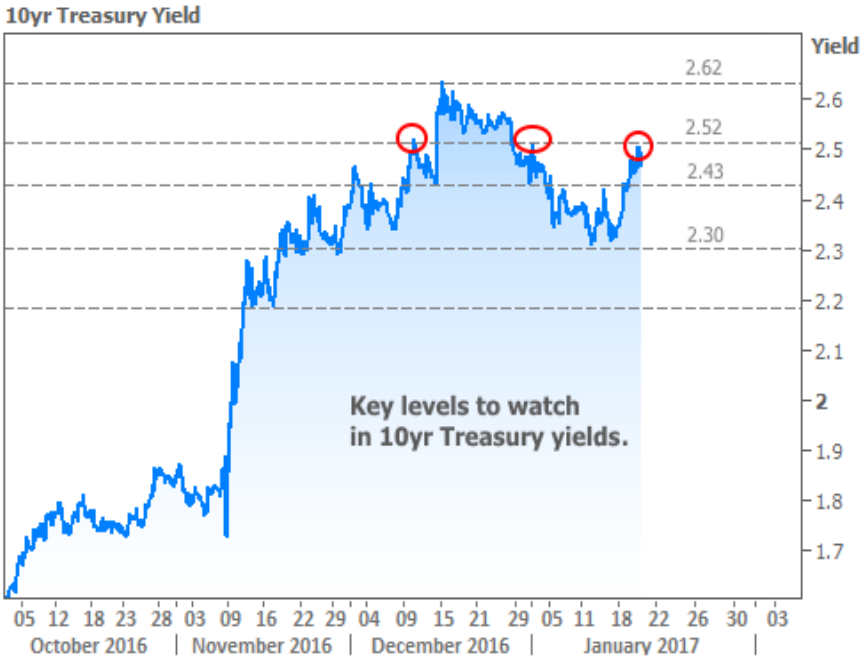

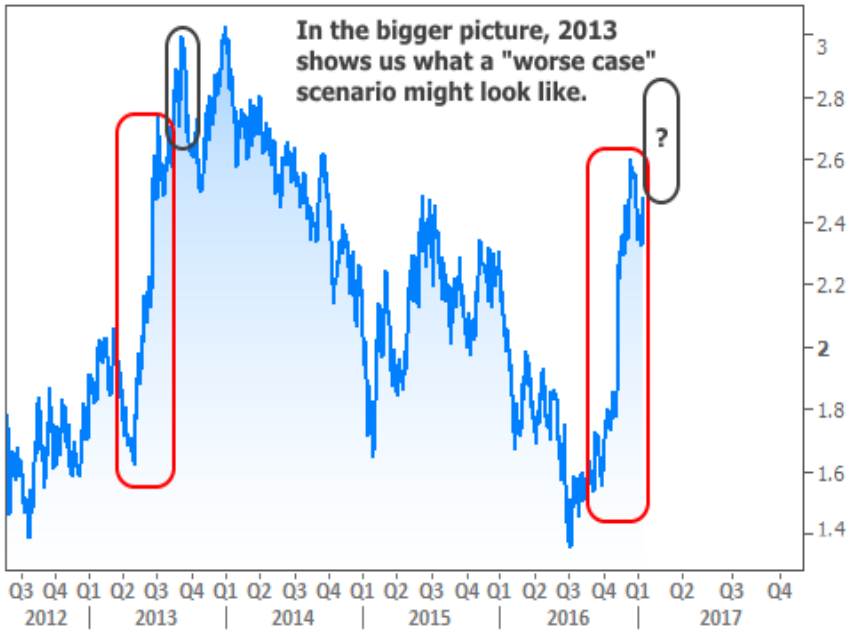

For all of the hurdles faced by housing and mortgage markets this week, a Fannie Mae report reminds us that **housing will survive** in 2017. Those broader sentiments were echoed in several pieces of data this week. For example, Builder Confidence--although lower--remains in great shape overall, and very close to recovery highs.

© 2026 MBS Live, LLC. - This newsletter is a service of MarketNewsletters.com.

The interest rates provided in this newsletter are national averages from independent data sources. Rate/APR terms may differ from those listed above based on the creditworthiness of the borrower. All information provided "as is" for informational purposes only, not intended for trading purposes or financial advice.

Read or subscribe to my newsletter online at: http://mortgageratesupdate.com/caseysullivan

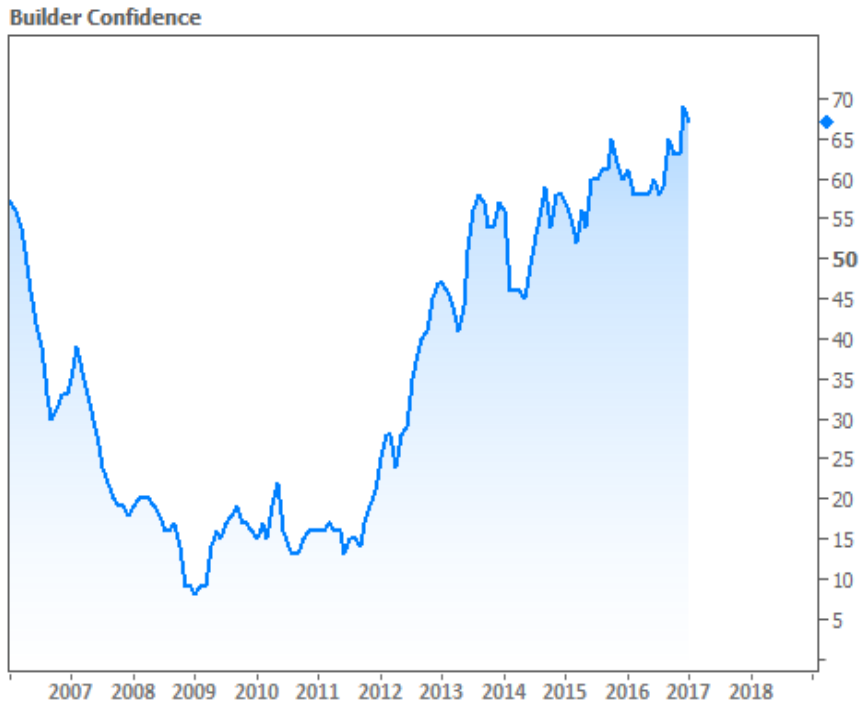

Housing Starts and Building Permits also put in a decent showing this week. Although the trend in builders filing for permits remains constrained, the **trend is positive** when it comes to construction actually beginning (aka, a "housing start").

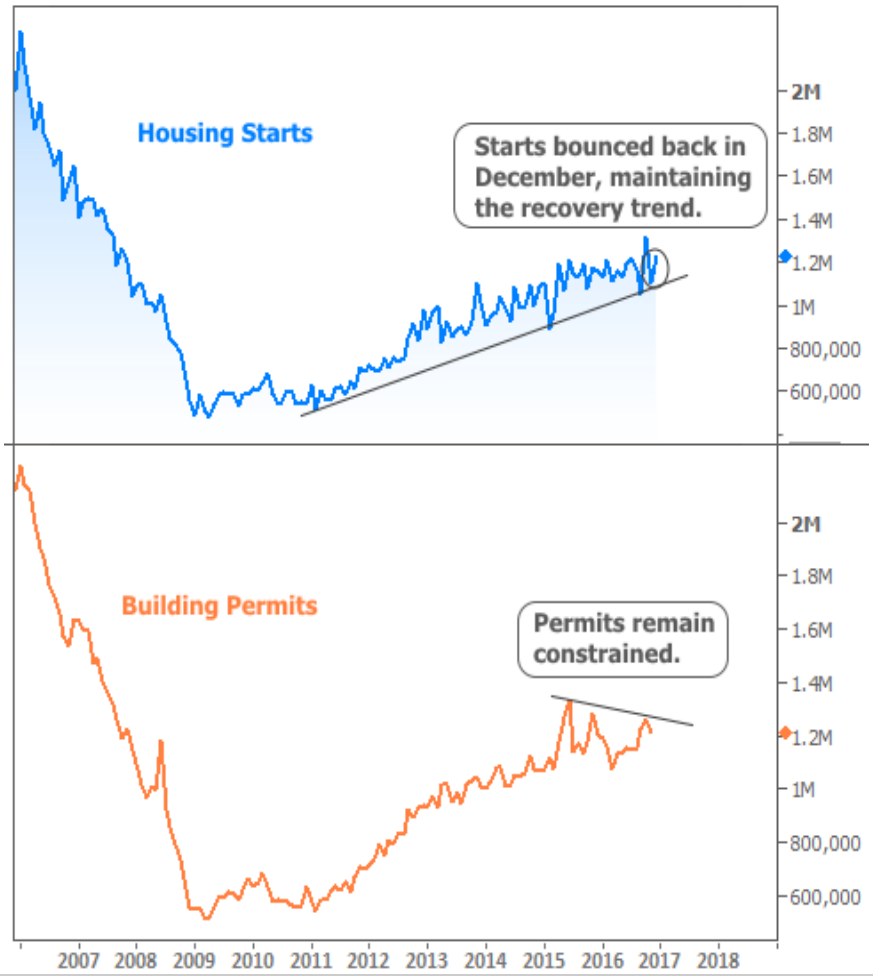

© 2026 MBS Live, LLC. - This newsletter is a service of MarketNewsletters.com.

The interest rates provided in this newsletter are national averages from independent data sources. Rate/APR terms may differ from those listed above based on the creditworthiness of the borrower. All information provided "as is" for informational purposes only, not intended for trading purposes or financial advice.

Read or subscribe to my newsletter online at: http://mortgageratesupdate.com/caseysullivan

Subscribe to my newsletter online at: http://mortgageratesupdate.com/caseysullivan

Recent Economic Data

Date	Event	Actual	Forecast	Prior
Tuesday, Jan 17				
8:30AM	Jan NY Fed manufacturing	+6.5	8.50	9.00
Wednesday, Jan 18				
7:00AM	w/e Mortgage Market Index	382.2		379.2
7:00AM	w/e Mortgage Refinance Index	1263.2		1182.3
7:00AM	w/e MBA Purchase Index	229.4		241.9
8:30AM	Dec Core CPI yy, nsa (%)	+2.2	2.2	2.1
8:30AM	Dec CPI mm, sa (%)	+0.3	0.3	0.2
9:15AM	Dec Industrial output mm (%)	+0.8	0.6	-0.4
9:15AM	Dec Capacity utilization mm (%)	75.5	75.4	75.0
10:00AM	Jan NAHB housing market indx	67	69	70
Thursday, Jan 19				
8:30AM	Dec Housing starts number mm (ml)	1.226	1.200	1.090
8:30AM	Dec Build permits: change mm (%)	-0.2		-3.8
8:30AM	Jan Philly Fed Business Index	23.6	15.8	21.5
8:30AM	w/e Initial Jobless Claims (k)	234	245	247
Tuesday, Jan 24				
10:00AM	Dec Existing home sales (ml)	5.49	5.52	5.61
Wednesday, Jan 25				
7:00AM	w/e Mortgage Market Index	397.4		382.2
Thursday, Jan 26				
10:00AM	Dec New home sales-units mm (ml)	0.536	0.588	0.592
Friday, Jan 27				
8:30AM	Q4 GDP Advance (%)	+1.9	2.2	3.5
8:30AM	Dec Durable goods (%)	-0.4	2.6	-4.5
10:00AM	Jan U Mich Sentiment Final (ip)	98.5	98.1	98.1

Event Importance:

No Stars = Insignificant
☆ Low
★ Moderate
★★ Important
★★ Very Important

© 2026 MBS Live, LLC. - This newsletter is a service of MarketNewsletters.com.

The interest rates provided in this newsletter are national averages from independent data sources. Rate/APR terms may differ from those listed above based on the creditworthiness of the borrower. All information provided "as is" for informational purposes only, not intended for trading purposes or financial advice.

Read or subscribe to my newsletter online at: http://mortgageratesupdate.com/caseysullivan

About Casey Sullivan

Casey is a dedicated and dependable mortgage loan officer. His clients count on him to be their skilled, experienced, and focused consultant, listening to their needs.

He skillfully assists his clients with both refinancing and home purchases in California and more specifically the San Francisco Bay Area.

His vision is to build lifetime relationships with each client as their mortgage consultant...for life! He stays connected with each client well after closing which includes loan reviews and dependable market updates.

Casey believes that everyone deserves to completely understand their mortgage financing options and that one size does not fit all when it comes to mortgages. Nor does it apply when it comes to mortgage lenders. All lenders are not made the same and they are not all equal.

For a free consultation, contact Casey Sullivan today at 925-395-4212 or Casey@TheSullivanGrp.com

NMLS237837. CrossCounty Mortgage NMLS3029, Branch NMLS1553210Branch NMLS ID# 313318
An Approved Equal Housing Lender

Casey Sullivan

© 2026 MBS Live, LLC. - This newsletter is a service of MarketNewsletters.com.

The interest rates provided in this newsletter are national averages from independent data sources. Rate/APR terms may differ from those listed above based on the creditworthiness of the borrower. All information provided "as is" for informational purposes only, not intended for trading purposes or financial advice.

Read or subscribe to my newsletter online at: http://mortgageratesupdate.com/caseysullivan