Casey Sullivan
Loan Officer and Branch Manager, The Sullivan Group at CrossCountry Mortgage
NMLS237837, CrossCounty Mortgage NMLS3029, Branch
2125 Oak Grove Rd. Ste. 328 Walnut Creek, CA 94598

Office: 925-395-4212
Mobile: 925-789-0065
casey@thesullivangrp.com
View My Website

Rate Spike is Better and Worse Than You've Been Told

Volatility is back with a vengeance since the election--**especially for rates**. Just when it looked like things might be calming down, this week's Fed Announcement resulted in a spike to the highest levels in well over 2 years. As various news outlets rush to cover the story, some have overplayed the drama while others fell short of relaying the true severity of the move.

Bad news first... Rates rose at a **faster pace** this week than you've been told. Major media outlets rely principally on Freddie Mac's weekly rate survey when it comes to covering mortgage rates. This isn't necessarily a bad thing. Freddie's numbers are definitely accurate over time.

The downside of Freddie's data is that it can't keep up with faster changes. Numbers released on Thursday generally capture rate movement that occurs on Monday and Tuesday. That can cause **big discrepancies** between news and reality on weeks where rates make big moves on Wednesday or later.

As it happens, there was a **HUGE move on Wednesday** following the Fed Announcement. This had nothing to do with the fact that the Fed raised rates and almost everything to do with the Fed's accelerated rate hike outlook for 2017-2018.

Remember, markets are always trying to make today's trading reflect future realities. The updated Fed outlook caused a quick reassessment of those realities. The Fed let us know it sees an extra hike in the year ahead, so financial markets adjusted accordingly, as can be seen in the following chart of 10yr Treasury yields (a good proxy for momentum in longer-term rates like mortgages).

National Average Mortgage Rates

Mortgage News Daily	Rate	Change	Points
30YR Fixed	7.29%	-0.06	0.00
15YR Fixed	6.95%	-0.05	0.00
30YR FHA	6.91%	-0.08	0.00
30YR Jumbo	7.55%	-0.05	0.00
7/6 SOFR	6.88%	+0.02	0.00
30YR VA	6.92%	-0.08	0.00

Rates as of: 10/29

Recent Housing Data

		Value	Change
Mortgage Apps	Oct 14	188.6	-5.32%
Building Permits	Sep	1.4M	+0.43%
Housing Starts	Sep	1.22M	-4.24%
New Home Sales	Aug	684K	+12.69%
Pending Home Sales	Aug	71.2	0%
Existing Home Sales	Oct	3.99M	+0.25%
Builder Confidence	Oct	29	-9.38%

© 2026 MBS Live, LLC. - This newsletter is a service of MarketNewsletters.com.

The interest rates provided in this newsletter are national averages from independent data sources. Rate/APR terms may differ from those listed above based on the creditworthiness of the borrower. All information provided "as is" for informational purposes only, not intended for trading purposes or financial advice.

Read or subscribe to my newsletter online at: http://mortgageratesupdate.com/caseysullivan

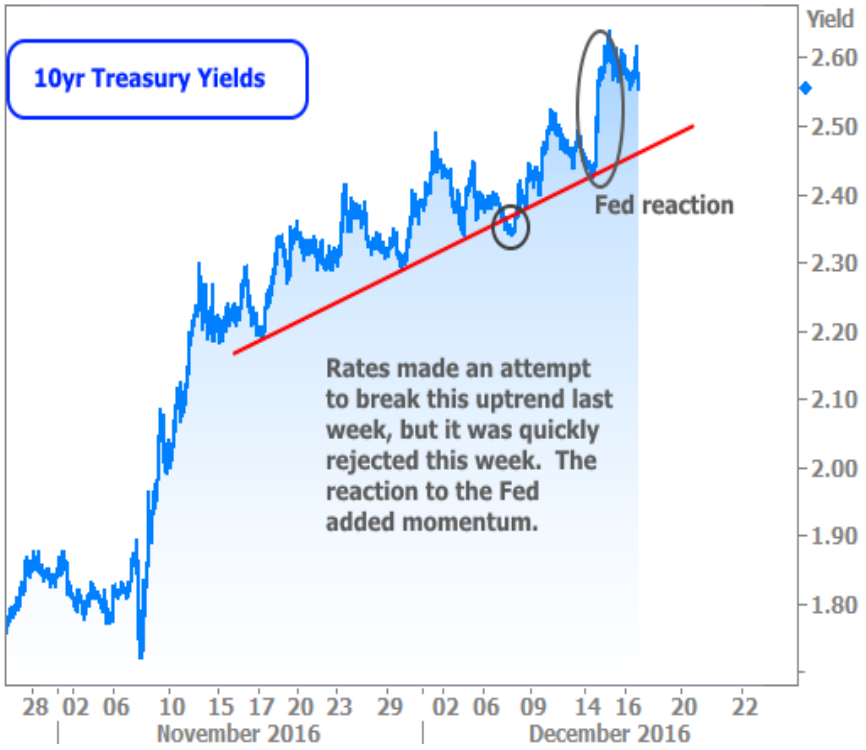

The net effect was roughly 0.125% for 30yr fixed mortgage rates that **did NOT** make it into Freddie's numbers. Here's how they stack up compared to the average lender rate sheets:

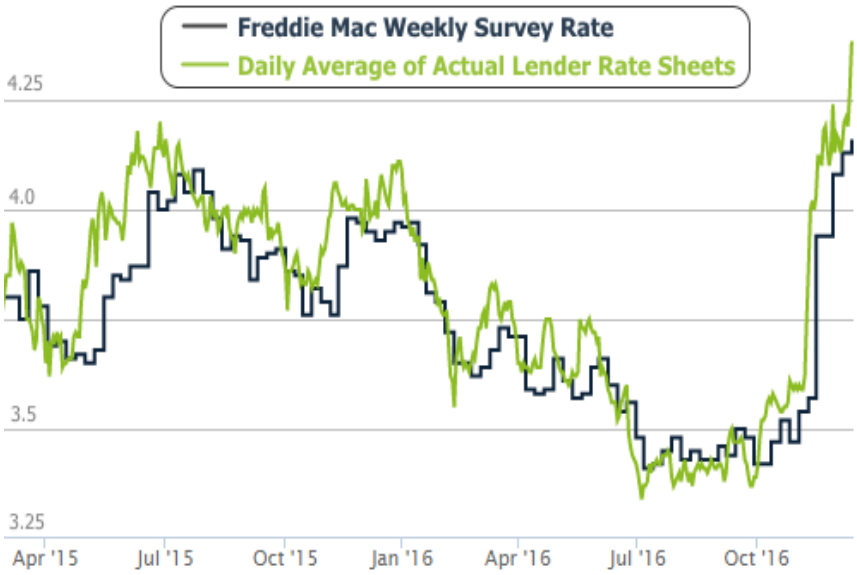

Whereas news outlets under-reported this week's mortgage rate spike, they're certainly not making the same mistake when it comes to the big picture rate outlook. Headlines abound proclaiming the '**death of the decades-long trend** toward lower rates.' If you took them at face value, you'd be left with the impression that rates have been falling for 35 years and are now destined to rise indefinitely.

© 2026 MBS Live, LLC. - This newsletter is a service of MarketNewsletters.com.

The interest rates provided in this newsletter are national averages from independent data sources. Rate/APR terms may differ from those listed above based on the creditworthiness of the borrower. All information provided "as is" for informational purposes only, not intended for trading purposes or financial advice.

Read or subscribe to my newsletter online at: http://mortgageratesupdate.com/caseysullivan

Here too, you might want to take the mass media spin with a **grain of salt**. First off, it's not really possible to confirm that a market trend of 35 years has fundamentally changed in just over 35 days. No doubt the current rate spike is one of the **biggest in history**, but that happens from time to time. While this week's volatility does bring rates closer to breaking out of the trend seen in the chart below, you can decide for yourself if it looks any scarier than a few past examples ('88, '93, and '98 especially).

All that having been said, it **wouldn't** make sense to argue that this linear trend will continue forever. It **won't** and it **can't**. Bond yields (aka "rates"), **aren't** like stock prices. They exist in a range. While we may have to periodically adjust our concept of what a normal range might be (thanks to things like negative rates in some countries), rates will never be operating under the assumption that they can move lower indefinitely.

The takeaway here is that the death of the decades-long trend in the chart above is to be expected. That's the important point missing from most analysis on the topic. Smarter analysis suggests it's a **better use of our time** to consider what the new range might be as we asymptotically settle in to "the new normal" for rates.

If all this talk of rate volatility has you down, just make friends with homebuilders. Apparently they're nearly as optimistic now as they were at the apex of the housing bubble. November's increase in Builder confidence matched its **fastest pace in 25 years!**

© 2026 MBS Live, LLC. - This newsletter is a service of MarketNewsletters.com.

The interest rates provided in this newsletter are national averages from independent data sources. Rate/APR terms may differ from those listed above based on the creditworthiness of the borrower. All information provided "as is" for informational purposes only, not intended for trading purposes or financial advice.

Read or subscribe to my newsletter online at: http://mortgageratesupdate.com/caseysullivan

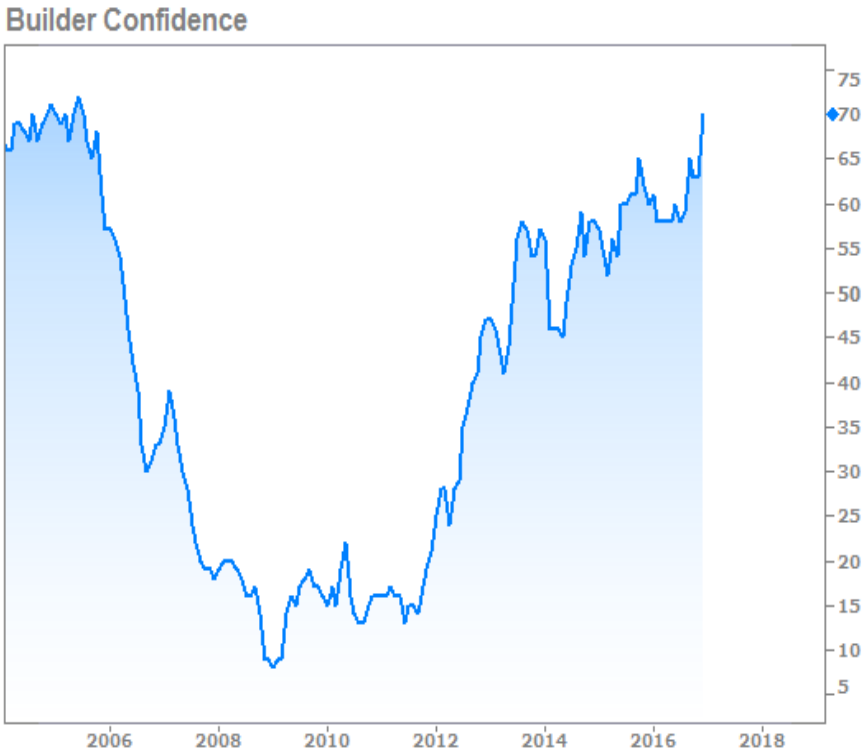

Subscribe to my newsletter online at: http://mortgageratesupdate.com/caseysullivan

Recent Economic Data

Date	Event	Actual	Forecast	Prior
Monday, Dec 12				
11:30AM	3-Yr Note Auction (bl)	24		
1:00PM	10-yr Note Auction (bl)	20		
Tuesday, Dec 13				
8:30AM	Nov Import prices mm (%)	-0.3	-0.4	0.5
8:30AM	Nov Export prices mm (%)	-0.1	-0.2	0.2
1:00PM	30-Yr Bond Auction (bl)	12		
Wednesday, Dec 14				
8:30AM	Nov Retail sales mm (%)	0.1	0.3	0.8
8:30AM	Nov Core Producer Prices MM (%)	+0.4	0.2	-0.2
8:30AM	Nov Core Producer Prices YY (%)	+1.6	1.3	1.2
9:15AM	Nov Industrial output mm (%)	-0.4	-0.2	0.0
9:15AM	Nov Capacity utilization mm (%)	75.0	75.1	75.3
2:00PM	N/A FOMC rate decision (%)	0.50-0.75	0.625	0.375
2:30PM	Yellen Press Conference			
Thursday, Dec 15				
8:30AM	Dec Philly Fed Business Index	21.5	9.0	7.6
8:30AM	Nov Core CPI mm, sa (%)	+0.2	0.2	0.1

Event Importance:

No Stars = Insignificant
☆ Low
★ Moderate
★★ Important
★★ Very Important

© 2026 MBS Live, LLC. - This newsletter is a service of MarketNewsletters.com.

The interest rates provided in this newsletter are national averages from independent data sources. Rate/APR terms may differ from those listed above based on the creditworthiness of the borrower. All information provided "as is" for informational purposes only, not intended for trading purposes or financial advice.

Read or subscribe to my newsletter online at: http://mortgageratesupdate.com/caseysullivan

Date	Event	Actual	Forecast	Prior
8:30AM	Nov Core CPI yy, nsa (%)	+2.1	2.2	2.1
8:30AM	Nov CPI mm, sa (%)	+0.2	0.2	0.4
8:30AM	w/e Initial Jobless Claims (k)	254	257	258
8:30AM	Dec NY Fed manufacturing	9.0	4.00	1.50
10:00AM	Dec NAHB housing market indx	70	63	63
Friday, Dec 16				
8:30AM	Nov Housing starts number mm (ml)	1.090	1.230	1.323
8:30AM	Nov Building permits: number (ml)	1.201	1.240	1.260
Wednesday, Dec 21				
7:00AM	w/e Mortgage Market Index	407.3		397.5
10:00AM	Nov Existing home sales (ml)	5.61	5.50	5.60
Thursday, Dec 22				
8:30AM	Nov Durable goods (%)	-4.6	-4.7	4.6
10:00AM	Nov Personal income mm (%)	0.0	0.3	0.6
10:00AM	Nov Consumption, adjusted mm (%)	+0.2	0.3	0.3
10:00AM	Nov Core PCE price index mm (%)	0.0	0.1	0.1
Friday, Dec 23				
10:00AM	Nov New home sales-units mm (ml)	0.592	0.575	0.563
10:00AM	Dec U Mich Sentiment Final (ip)	98.2	98.0	98.0

© 2026 MBS Live, LLC. - This newsletter is a service of MarketNewsletters.com.

The interest rates provided in this newsletter are national averages from independent data sources. Rate/APR terms may differ from those listed above based on the creditworthiness of the borrower. All information provided "as is" for informational purposes only, not intended for trading purposes or financial advice.

Read or subscribe to my newsletter online at: http://mortgageratesupdate.com/caseysullivan

About Casey Sullivan

Casey is a dedicated and dependable mortgage loan officer. His clients count on him to be their skilled, experienced, and focused consultant, listening to their needs.

He skillfully assists his clients with both refinancing and home purchases in California and more specifically the San Francisco Bay Area.

His vision is to build lifetime relationships with each client as their mortgage consultant...for life! He stays connected with each client well after closing which includes loan reviews and dependable market updates.

Casey believes that everyone deserves to completely understand their mortgage financing options and that one size does not fit all when it comes to mortgages. Nor does it apply when it comes to mortgage lenders. All lenders are not made the same and they are not all equal.

For a free consultation, contact Casey Sullivan today at 925-395-4212 or Casey@TheSullivanGrp.com

NMLS237837. CrossCounty Mortgage NMLS3029, Branch NMLS1553210Branch NMLS ID# 313318
An Approved Equal Housing Lender

Casey Sullivan

© 2026 MBS Live, LLC. - This newsletter is a service of MarketNewsletters.com.

The interest rates provided in this newsletter are national averages from independent data sources. Rate/APR terms may differ from those listed above based on the creditworthiness of the borrower. All information provided "as is" for informational purposes only, not intended for trading purposes or financial advice.

Read or subscribe to my newsletter online at: http://mortgageratesupdate.com/caseysullivan