Casey Sullivan
Loan Officer and Branch Manager, The Sullivan Group at CrossCountry Mortgage
NMLS237837, CrossCounty Mortgage NMLS3029, Branch
2125 Oak Grove Rd. Ste. 328 Walnut Creek, CA 94598

Office: 925-395-4212
Mobile: 925-789-0065
casey@thesullivangrp.com
View My Website

Markets Forcibly Extract Fed's Message

When it comes to the Fed providing solid clues about the next potential rate hike, financial markets are out of patience. Rates may be ready to make their next move **with or without the Fed's blessing**.

Over the past few weeks, we've increasingly witnessed a **consolidation** in bond markets. (That's a fancy way of saying interest rates have been less and less volatile.) When we look at this on a chart, and if we draw lines resting along the highest and lowest interest rates, the lines converge on a single point. More often than not, rates will break forcefully higher or lower before reaching that point.

If the analogy works for you, think of this like squeezing a spring between your thumb and forefinger. The space occupied by the spring gets smaller and smaller until one side slips. The spring could launch in either direction.

As of last week's Jackson Hole Symposium (where the Fed often shares some more candid thoughts about monetary policy), interest rates could scarcely have been compressed any further. When Fed Chair Yellen's speech came out, rates moved lower at first, but shortly thereafter, Fed Vice Chair Fischer framed Yellen's speech in a different context. In not so many words, he said "**hey everyone! Yellen just said we're going to hike rates in 2016!**" And rates moved quickly higher in response.

National Average Mortgage Rates

Mortgage News Daily	Rate	Change	Points
30YR Fixed	7.29%	-0.06	0.00
15YR Fixed	6.95%	-0.05	0.00
30YR FHA	6.91%	-0.08	0.00
30YR Jumbo	7.55%	-0.05	0.00
7/6 SOFR	6.88%	+0.02	0.00
30YR VA	6.92%	-0.08	0.00

Rates as of: 10/29

Recent Housing Data

		Value	Change
Mortgage Apps	Oct 14	188.6	-5.32%
Building Permits	Sep	1.4M	+0.43%
Housing Starts	Sep	1.22M	-4.24%
New Home Sales	Aug	684K	+12.69%
Pending Home Sales	Aug	71.2	0%
Existing Home Sales	Oct	3.99M	+0.25%
Builder Confidence	Oct	29	-9.38%

© 2026 MBS Live, LLC. - This newsletter is a service of MarketNewsletters.com.

The interest rates provided in this newsletter are national averages from independent data sources. Rate/APR terms may differ from those listed above based on the creditworthiness of the borrower. All information provided "as is" for informational purposes only, not intended for trading purposes or financial advice.

Read or subscribe to my newsletter online at: http://mortgageratesupdate.com/caseysullivan

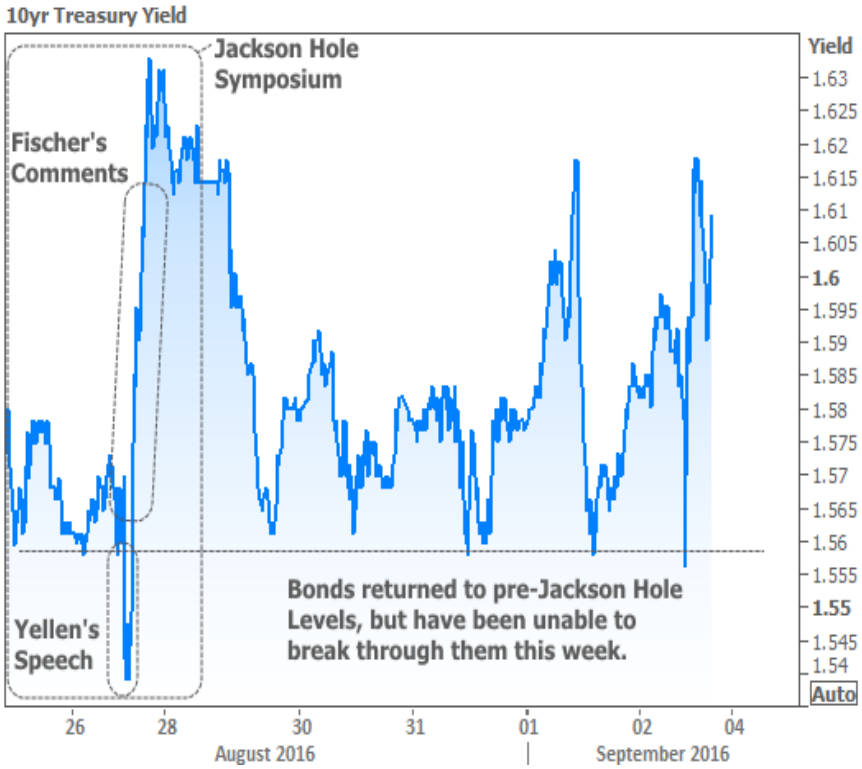

As you can see in the chart of 10yr Treasury yields (a good proxy for general movement in longer-term interest rates, like mortgages), rates managed to bounce back early this week. Incidentally, it was **additional** comments from Fischer that helped everyone calm down. The end of any given month also tends to be more rate-friendly, because certain investors are required to hold a certain amount of bonds for their official month-end reporting (higher demand for bonds equates to lower interest rates).

As September began, rates **moved higher immediately** only to be sent tumbling back to the previous floor by exceptionally weak economic data on Thursday (ISM Manufacturing). Then on Friday, the big jobs report came in **below** its forecast--something that would normally help rates move lower, or at least hold their ground. Instead, rates began rising back toward recent highs, suggesting that markets may be have simply decided "it's time" to break out of the consolidation pattern, regardless of the quality of the evidence.

© 2026 MBS Live, LLC. - This newsletter is a service of MarketNewsletters.com.

The interest rates provided in this newsletter are national averages from independent data sources. Rate/APR terms may differ from those listed above based on the creditworthiness of the borrower. All information provided "as is" for informational purposes only, not intended for trading purposes or financial advice.

Read or subscribe to my newsletter online at: http://mortgageratesupdate.com/caseysullivan

Indeed, this has the potential to be the first sign of a bad break for rates, but there is at least **one caveat**. Financial markets tend to shed risk heading into weekends. This is doubly true for US markets heading into a 3-day weekend where the rest of the world will be trading on Monday. Shedding risk, in some cases, can mean that traders are selling bonds, thus causing rates to rise slightly more than they otherwise might be.

The **other caveat** is that markets themselves aren't particularly sold on the increased chances of a Fed rate hike. If we look at Fed Funds Futures (which measure the likelihood of a hike by a certain month--in this case, December), we can see that by the end of this week, odds of a hike moved back to pre-Jackson Hole levels.

© 2026 MBS Live, LLC. - This newsletter is a service of MarketNewsletters.com.

The interest rates provided in this newsletter are national averages from independent data sources. Rate/APR terms may differ from those listed above based on the creditworthiness of the borrower. All information provided "as is" for informational purposes only, not intended for trading purposes or financial advice.

Read or subscribe to my newsletter online at: http://mortgageratesupdate.com/caseysullivan

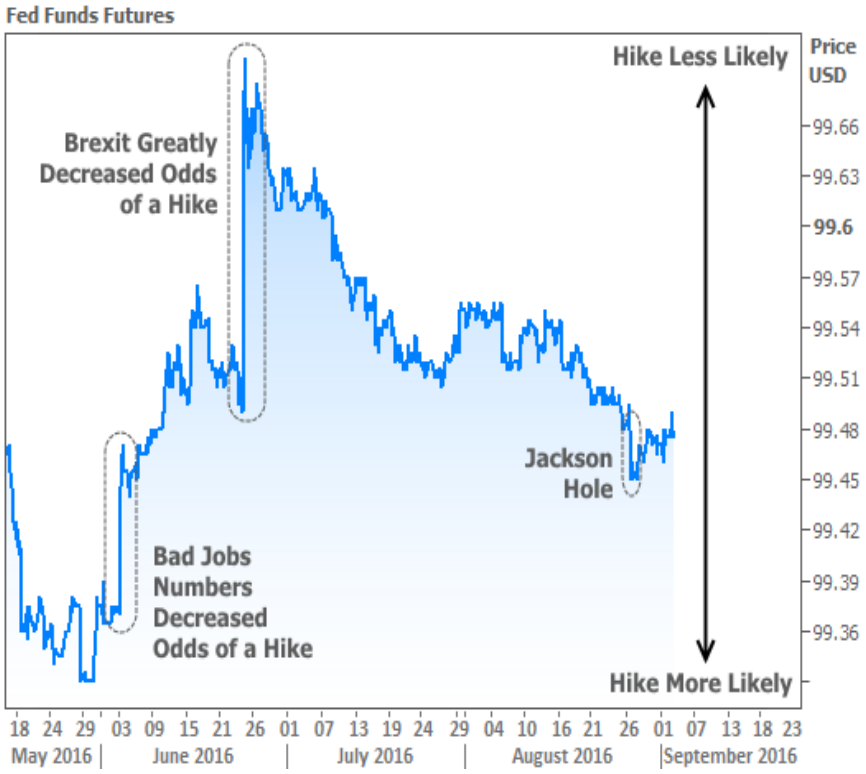

The comparatively bigger swings seen in June make the recent movement seem much more arbitrary (i.e. rates have been **more volatile** than the Fed rate hike outlook would suggest). This fits perfectly in line with the concept of markets simply having run out of patience for the increasingly narrow range of rates. Long story short: if you forced financial markets to pick the next move in rates, they'd probably choose "higher," but there is **at least some hope** that the answer will change when they get back in the office after the 3-day weekend.

Does all this Fed-related interest rate drama matter for the **housing market?** Absolutely! At first glance, it might not seem like housing would respond too much to interest rate volatility, but in the bigger picture, the correlations are undeniable. Not only are rates, themselves, a factor, but market psychology can also have a bearing on the strength of the housing market. Incidentally, a longer term chart of the Pending Home Sales data that came out this week helps illustrate the point.

© 2026 MBS Live, LLC. - This newsletter is a service of MarketNewsletters.com.

The interest rates provided in this newsletter are national averages from independent data sources. Rate/APR terms may differ from those listed above based on the creditworthiness of the borrower. All information provided "as is" for informational purposes only, not intended for trading purposes or financial advice.

Read or subscribe to my newsletter online at: http://mortgageratesupdate.com/caseysullivan

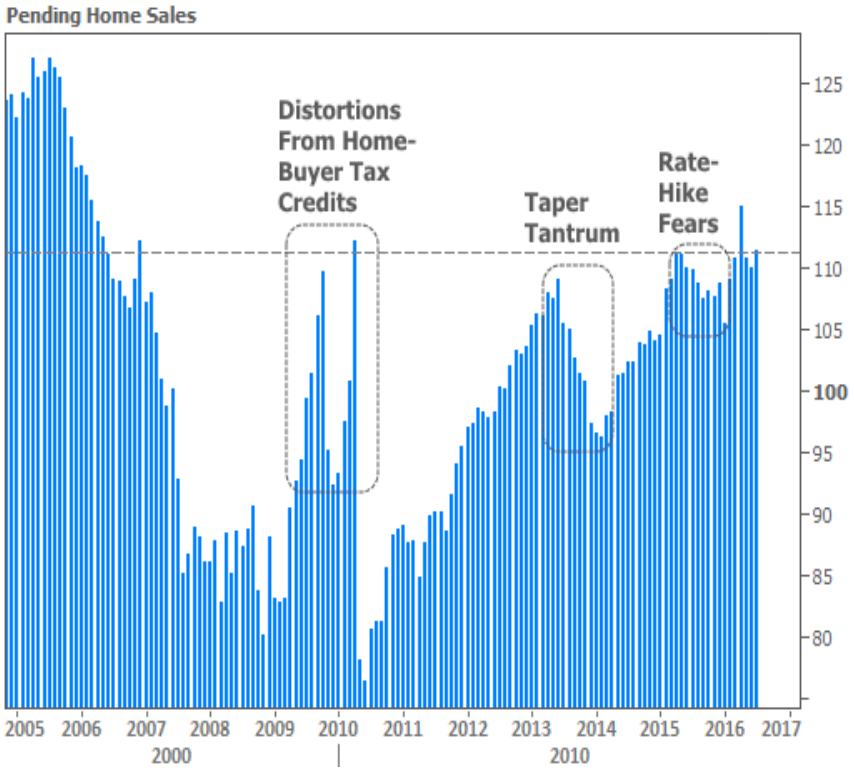

Apart from the homebuyer tax credit distortions in the immediate wake of the financial crisis, the most notable changes in the Pending Home Sales Index have followed the major Fed policy developments. In 2013, the Taper Tantrum clearly took a bite out of sales, and then the Fed's rate hike rhetoric in 2015 aligned with the next salient decrease in activity.

Subscribe to my newsletter online at: http://mortgageratesupdate.com/caseysullivan

Recent Economic Data

Date	Event	Actual	Forecast	Prior
Monday, Aug 29				
8:30AM	Jul Personal consump real mm (%)	+0.3		0.3
8:30AM	Jul Personal income mm (%)	+0.4	0.4	0.2
Tuesday, Aug 30				
10:00AM	Aug Consumer confidence	101.1	97.0	97.3
Wednesday, Aug 31				
8:15AM	Aug ADP National Employment (k)	177.0	175	179
9:45AM	Aug Chicago PMI	51.5	54.0	55.8
Thursday, Sep 01				
8:30AM	w/e Initial Jobless Claims (k)	263	265	261
10:00AM	Aug ISM Manufacturing PMI	49.4	52.0	52.6
10:00AM	Jul Construction spending (%)	0.0	0.5	-0.6
Friday, Sep 02				
8:30AM	Aug Non-farm payrolls (k)	+151	180	255

Event Importance:

No Stars = Insignificant
☆ Low
★ Moderate
★★ Important
★★ Very Important

© 2026 MBS Live, LLC. - This newsletter is a service of MarketNewsletters.com.

The interest rates provided in this newsletter are national averages from independent data sources. Rate/APR terms may differ from those listed above based on the creditworthiness of the borrower. All information provided "as is" for informational purposes only, not intended for trading purposes or financial advice.

Read or subscribe to my newsletter online at: http://mortgageratesupdate.com/caseysullivan

Date	Event	Actual	Forecast	Prior
8:30AM	Aug Private Payrolls (k)	+126	178	217
8:30AM	Aug Unemployment rate mm (%)	4.9	4.8	4.9
9:45AM	Aug ISM-New York index	719.9		721.1
10:00AM	Jul Factory orders mm (%)	+1.9	2.0	-1.5
Tuesday, Sep 06				
10:00AM	Aug ISM N-Mfg PMI	51.4	55.0	55.5
Friday, Sep 09				
10:00AM	Jul Wholesale inventories mm (%)	0.0	0.0	0.0

About Casey Sullivan

Casey is a dedicated and dependable mortgage loan officer. His clients count on him to be their skilled, experienced, and focused consultant, listening to their needs.

He skillfully assists his clients with both refinancing and home purchases in California and more specifically the San Francisco Bay Area.

His vision is to build lifetime relationships with each client as their mortgage consultant...for life! He stays connected with each client well after closing which includes loan reviews and dependable market updates.

Casey believes that everyone deserves to completely understand their mortgage financing options and that one size does not fit all when it comes to mortgages. Nor does it apply when it comes to mortgage lenders. All lenders are not made the same and they are not all equal.

For a free consultation, contact Casey Sullivan today at 925-395-4212 or Casey@TheSullivanGrp.com

NMLS237837. CrossCounty Mortgage NMLS3029, Branch NMLS1553210Branch NMLS ID# 313318
An Approved Equal Housing Lender

Casey Sullivan

© 2026 MBS Live, LLC. - This newsletter is a service of MarketNewsletters.com.

The interest rates provided in this newsletter are national averages from independent data sources. Rate/APR terms may differ from those listed above based on the creditworthiness of the borrower. All information provided "as is" for informational purposes only, not intended for trading purposes or financial advice.

Read or subscribe to my newsletter online at: http://mortgageratesupdate.com/caseysullivan