**Philip Bennett**
President, Bennett Capital Partners Mortgage Brokers
Business NMLS # 2046862
1101 Brickell Ave STE 800 Miami, FL 33131

Office: 800-457-9057
Mobile: 305-407-0747
philip@bcpmortgage.com
View My Website

# Is The Housing Market Booming Again?

The last housing boom didn't end so well for many Americans. That "B" word is being thrown around again at the start of 2020, but things are very different this time around.

**Why are people saying housing is booming?**

Due to a combination of rising rates and economic uncertainty, housing entered a bit of a lull in 2018 and didn't really begin to pull out of it until rates began to drop in 2019. In the second half of the year, that recovery transitioned to something more aggressive and many housing metrics surpassed their previous highs for this cycle.

Now at the beginning of 2020, a few pieces of data have shot up at a surprisingly fast pace. This week's examples include housing starts (a term that refers to the ground-breaking phase of new construction, after a builder has obtained permits) and mortgage applications.

The following chart shows housing starts and building permits. Notice the surge in starts even as permits declined slightly.

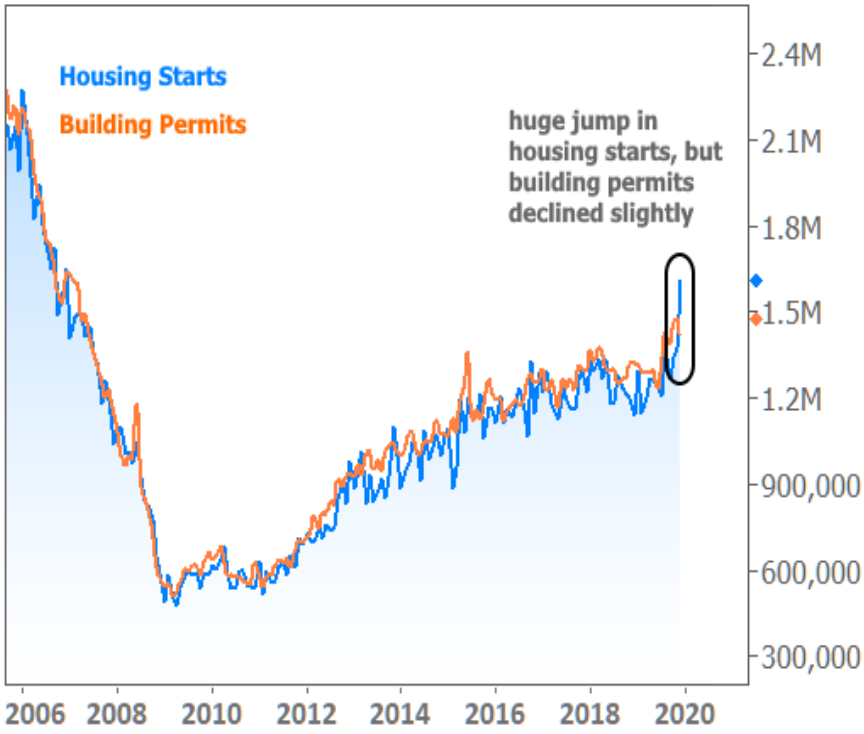


## National Average Mortgage Rates

| Mortgage News Daily | Rate | Change | Points |
|---|---|---|---|
| 30YR Fixed | 7.33% | **0.00** | 0.00 |
| 15YR Fixed | 7.01% | **+0.02** | 0.00 |
| 30YR FHA | 6.98% | **+0.02** | 0.00 |
| 30YR Jumbo | 7.60% | **0.00** | 0.00 |
| 7/6 SOFR | 6.85% | **+0.03** | 0.00 |
| 30YR VA | 6.99% | **+0.01** | 0.00 |

Rates as of: 10/27

## MBS and Treasury

| | Price / Yield | Change |
|---|---|---|
| MBS UMBS 6.0 | 99.49 | +0.04 |
| 10 YR Treasury | 4.9947 | -0.0041 |
| 30 YR Treasury | 5.3001 | -0.0118 |

Pricing as of: 10/28 9:01AM EST

## Recent Housing Data

| | | Value | Change |
|---|---|---|---|
| Mortgage Apps | Oct 14 | 188.6 | -5.32% |
| Building Permits | Sep | 1.4M | +0.43% |
| Housing Starts | Sep | 1.22M | -4.24% |
| New Home Sales | Aug | 684K | +12.69% |
| Pending Home Sales | Aug | 71.2 | 0% |
| Existing Home Sales | Oct | 3.99M | +0.25% |
| Builder Confidence | Oct | 29 | -9.38% |

© 2026 MBS Live, LLC. - This newsletter is a service of MarketNewsletters.com.

The interest rates provided in this newsletter are national averages from independent data sources. Rate/APR terms may differ from those listed above based on the creditworthiness of the borrower. All information provided "as is" for informational purposes only, not intended for trading purposes or financial advice.

**Read or subscribe** to my newsletter online at: http://mortgageratesupdate.com/bennett-capital-partners-mortgage-brokers

To be sure, this is a blowout result for housing starts, but the chart makes it look **more dramatic** than it is for a variety of reasons. First off, the improvement over the previous month was totally in line with other super strong months over the past decade. In fact, 5 months were clearly stronger and another 4 months were right in line.

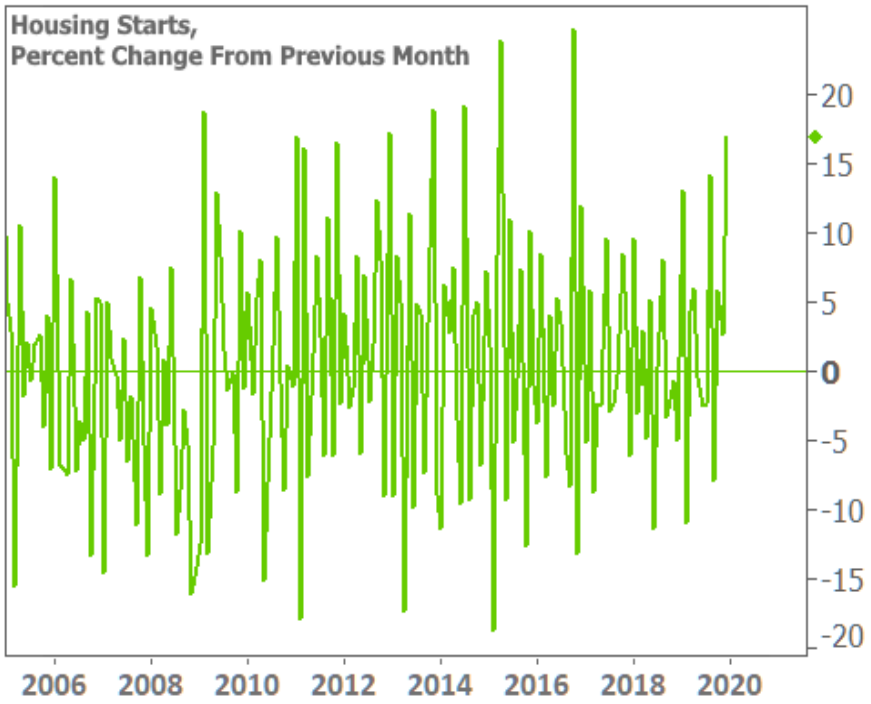


But even this is no reason to discount a move up to the **best level in more than 13 years**--not the best reason anyway. The very best reason has to do with the composition of the report and seasonal adjustments. Builders were able to get a lot more done this December compared to Decembers past. Because December is typically one of the slowest construction months, the seasonal adjustment provides a major amplification of actual numbers. If the actual numbers find a way to be much better or worse than normal, the large seasonal adjustment will only exaggerate the move. And this December was much better than normal!

If housing starts were strong in December, isn't that still a good thing? Indeed it is, but it's not the whole story. Multifamily starts accounted for much of the improvement (also not a bad thing, but single-family construction is much more important). Beyond that, we need to look at WHY December was so good. In this case, it could be as simple as the weather being much more agreeable than normal in many parts of the country.

So to recap: better than normal weather combined with the typically large seasonal adjustment factor to boost decent single-family homebuilding and excellent multi-family construction to exceptionally strong levels. If all this leaves you a bit skeptical, consider the fact that non-adjusted single-family construction actually **DECREASED** slightly month-over-month.

**Why are you trying to rain on the housing market parade?**

This is merely an attempt to put sensational headlines in context. **Housing is definitely doing great**, but it's **BEEN** doing great (which is why I called attention to it back then)! The jump in building permits was clearly established by September, and they've remained elevated since then, waiting for housing starts to catch up. Reports like Homebuilder Confidence (updated again this week) have done a better job of capturing the steady improvement throughout 2019 and into the new year.

© 2026 MBS Live, LLC. - This newsletter is a service of MarketNewsletters.com.

The interest rates provided in this newsletter are national averages from independent data sources. Rate/APR terms may differ from those listed above based on the creditworthiness of the borrower. All information provided "as is" for informational purposes only, not intended for trading purposes or financial advice.

**Read or subscribe** to my newsletter online at: http://mortgageratesupdate.com/bennett-capital-partners-mortgage-brokers

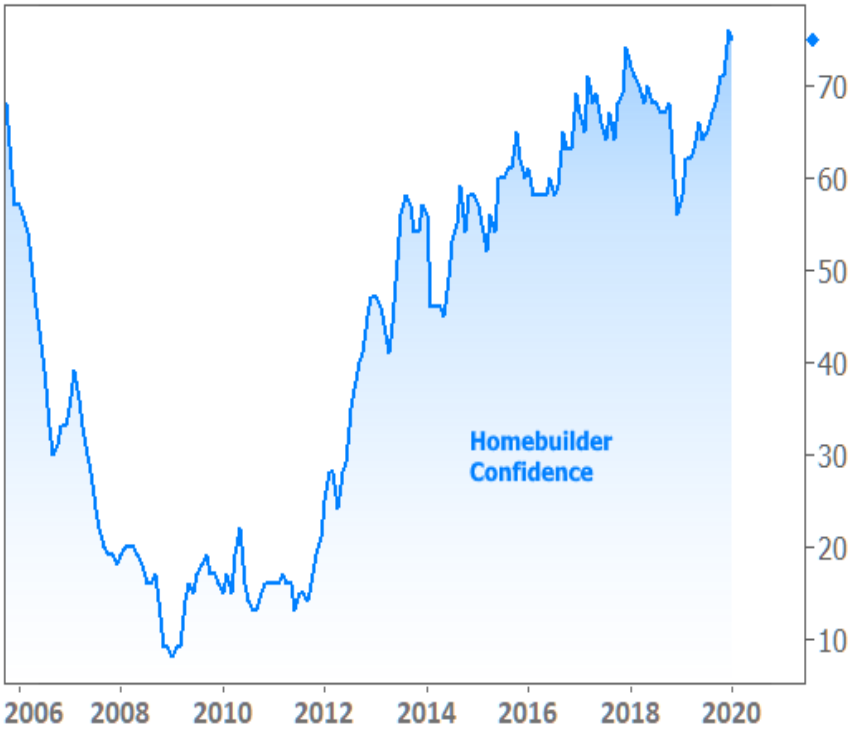


**But what about mortgage applications?**

Indeed, mortgage demand surged last week (in numbers reported this week), and in this case there are fewer caveats. The chart really speaks for itself (and it's NOT seasonally adjusted).

© 2026 MBS Live, LLC. - This newsletter is a service of MarketNewsletters.com.

The interest rates provided in this newsletter are national averages from independent data sources. Rate/APR terms may differ from those listed above based on the creditworthiness of the borrower. All information provided "as is" for informational purposes only, not intended for trading purposes or financial advice.

**Read or subscribe** to my newsletter online at: http://mortgageratesupdate.com/bennett-capital-partners-mortgage-brokers

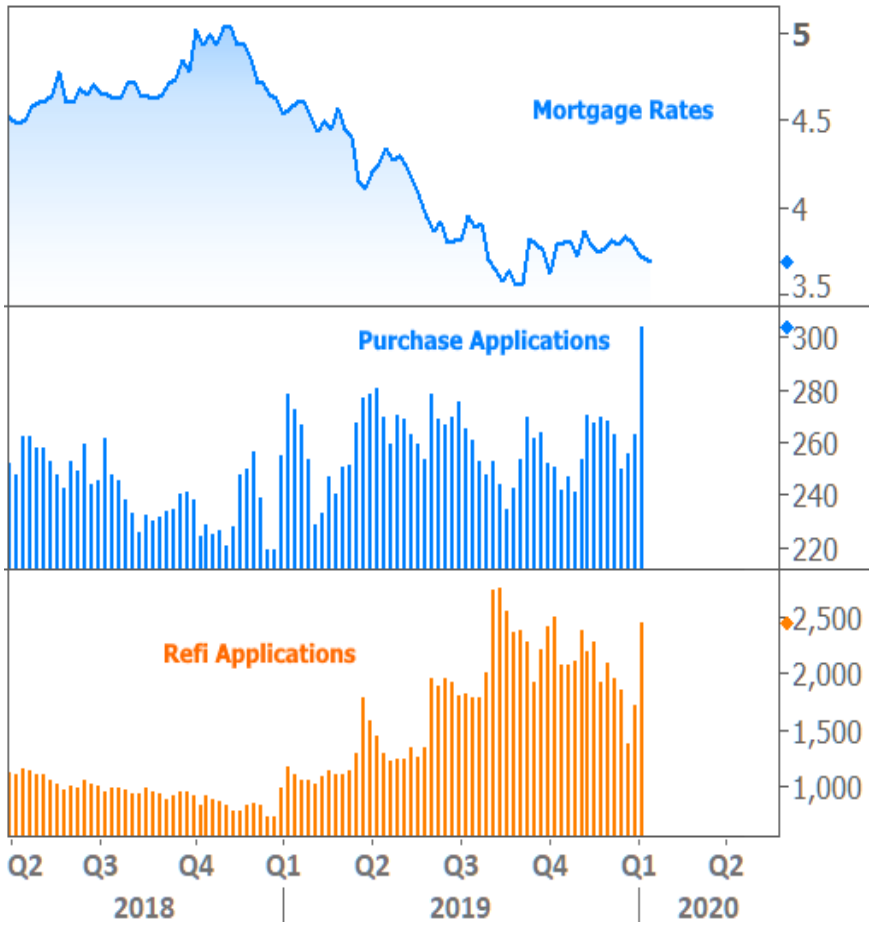


Part of the surge can be chalked up to the holiday calendar in late 2019. With Christmas and New Year's Day both falling on Wednesdays this year, last week was the first uninterrupted business week we've had since Dec 13-17. Other factors include the stock market surging to new all-time highs heading into 2020 creating a "wealth effect" that can stimulate homebuying activity, and persistently low interest rates.

Mortgage rates, specifically, have been doing very well relative to the broader interest rate market. The following chart shows the change in mortgage rates versus 10yr Treasury yields since July 2019. At the time, Treasury rates dropped much quicker than mortgage rates, but as of this week, the gap has finally been closed.

© 2026 MBS Live, LLC. - This newsletter is a service of MarketNewsletters.com.

The interest rates provided in this newsletter are national averages from independent data sources. Rate/APR terms may differ from those listed above based on the creditworthiness of the borrower. All information provided "as is" for informational purposes only, not intended for trading purposes or financial advice.

**Read or subscribe** to my newsletter online at: http://mortgageratesupdate.com/bennett-capital-partners-mortgage-brokers

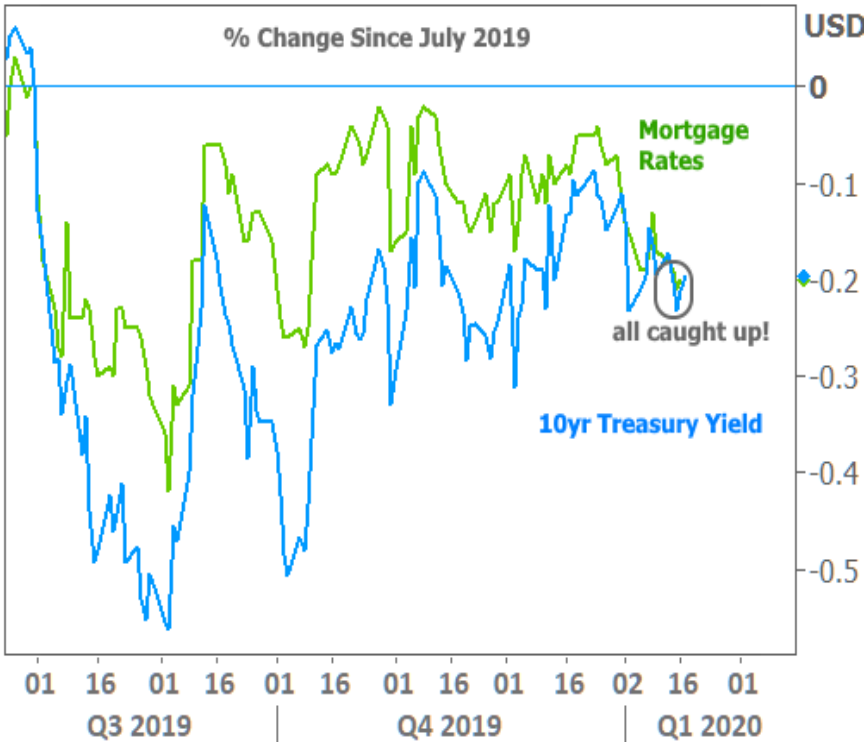


Subscribe to my newsletter online at: http://mortgageratesupdate.com/bennett-capital-partners-mortgage-brokers

© 2026 MBS Live, LLC. - This newsletter is a service of MarketNewsletters.com.

The interest rates provided in this newsletter are national averages from independent data sources. Rate/APR terms may differ from those listed above based on the creditworthiness of the borrower. All information provided "as is" for informational purposes only, not intended for trading purposes or financial advice.

**Read or subscribe** to my newsletter online at: http://mortgageratesupdate.com/bennett-capital-partners-mortgage-brokers

# From Bennett Capital Partners Mortgage Brokers

At Bennett Capital Partners Mortgage Brokers, located on Brickell Avenue in Miami, we are your trusted Florida mortgage broker, specializing in residential and commercial loans.

Our services are tailored to your needs, offering competitive rates and fast turnarounds. Whether you're seeking a conventional, VA, or FHA loan, we've got you covered. We also offer financing for warrantable and non-warrantable condos, condo-tels, first-time homebuyers, foreign nationals, and more.

Our specialties include:

- DSCR loans
- No Doc Loans
- Hard money loans
- Bridge Loans
- Private lending
- Jumbo loans
- Investment property loans
- 100 percent financing

We proudly serve all of Florida, including areas like Edgewater, South Beach, Brickell, Coral Gables, Tampa, Orlando, Fort Lauderdale, Naples, and more. Contact us today for expert mortgage advice and personalized loan solutions across the state!

**Philip Bennett**

REALTOR®

EQUAL HOUSING OPPORTUNITY

© 2026 MBS Live, LLC. - This newsletter is a service of MarketNewsletters.com.

The interest rates provided in this newsletter are national averages from independent data sources. Rate/APR terms may differ from those listed above based on the creditworthiness of the borrower. All information provided "as is" for informational purposes only, not intended for trading purposes or financial advice.

**Read or subscribe** to my newsletter online at: http://mortgageratesupdate.com/bennett-capital-partners-mortgage-brokers