Philip Bennett
President, Bennett Capital Partners Mortgage Brokers
Business NMLS # 2046862
1101 Brickell Ave STE 800 Miami, FL 33131

Office: 800-457-9057
Mobile: 305-407-0747
philip@bcpmortgage.com
View My Website

Who (or What) Is Pulling The Strings?

Conventional market wisdom tends to classify stocks and bonds as archetypal investments on opposite ends of the risk spectrum. Stocks are for those who feel confident enough in the economy to take risks and bet on growth. Bonds are safe havens that offer at least some return no matter what.

With this in mind, it's no surprise to see correlations. The month of June has been a great example. Both sides of the market even **bounced at the same time** right after the June 13th Fed announcement. (NOTE: the big spike in the blue line in late May was all about Italy, and isn't relevant to what follows).

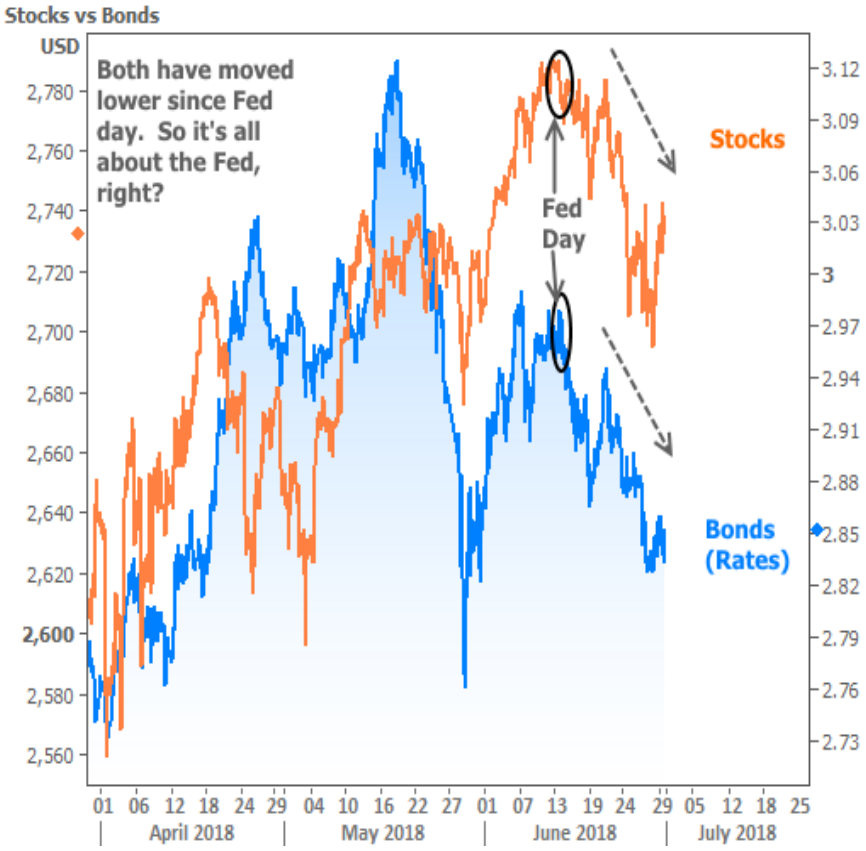

So, it's all about the Fed?

While the Fed definitely had an effect, this chart actually tells us other forces are at work. The clue is that Fed policy tends to push stocks and bond yields in **OPPOSITE** directions.

National Average Mortgage Rates

Mortgage News Daily	Rate	Change	Points
30YR Fixed	7.33%	**0.00**	0.00
15YR Fixed	7.01%	**+0.02**	0.00
30YR FHA	6.98%	**+0.02**	0.00
30YR Jumbo	7.60%	**0.00**	0.00
7/6 SOFR	6.85%	**+0.03**	0.00
30YR VA	6.99%	**+0.01**	0.00

Rates as of: 10/27

MBS and Treasury

	Price / Yield	Change
MBS UMBS 6.0	99.37	-0.09
10 YR Treasury	5.0098	+0.0110
30 YR Treasury	5.3082	-0.0037

Pricing as of: 10/28 8:06AM EST

Recent Housing Data

		Value	Change
Mortgage Apps	Oct 14	188.6	-5.32%
Building Permits	Sep	1.4M	+0.43%
Housing Starts	Sep	1.22M	-4.24%
New Home Sales	Aug	684K	+12.69%
Pending Home Sales	Aug	71.2	0%
Existing Home Sales	Oct	3.99M	+0.25%
Builder Confidence	Oct	29	-9.38%

© 2026 MBS Live, LLC. - This newsletter is a service of MarketNewsletters.com.

The interest rates provided in this newsletter are national averages from independent data sources. Rate/APR terms may differ from those listed above based on the creditworthiness of the borrower. All information provided "as is" for informational purposes only, not intended for trading purposes or financial advice.

Read or subscribe to my newsletter online at: http://mortgageratesupdate.com/bennett-capital-partners-mortgage-brokers

Think of it this way: if the Fed is seen as being more generous (refilling the proverbial punch bowl, if you like), it's good for everyone at the party. Stocks would rise and bond yields (which move inversely to bond prices) would fall.

In the chart, however, we see stocks and bond yields falling together. In other words, investors **really are** shedding risk in the stock market and moving some money into safer havens like bonds.

But why?

Trade war fears are high on most investors' lists when it comes to explaining recent stock weakness and bond strength. The fact that we can plainly see both sides of the market react to trade-related headlines means it would be silly to argue. That said, it also might be good to expand.

Some investors are nervous that the longstanding economic expansion is going to "die of old age." Trade war fear is **just the latest** reason to ask if it's too soon to start thinking about the next recession (as we asked 2 months ago).

When markets are asking such questions, they tend to CONSOLIDATE. Consolidations are useful because they let us know that markets are getting ready to make their next move.

We can't be sure if it will be a "bounce" or a "continuation"--only that it's coming. In the current case, investors are particularly interested in the stock market's consolidation **because of where it sits** in the grandest of schemes.

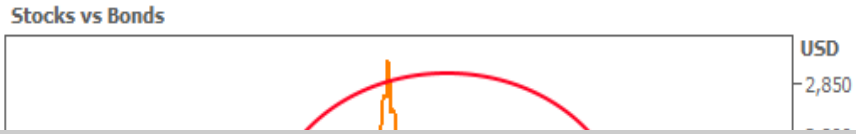

© 2026 MBS Live, LLC. - This newsletter is a service of MarketNewsletters.com.

The interest rates provided in this newsletter are national averages from independent data sources. Rate/APR terms may differ from those listed above based on the creditworthiness of the borrower. All information provided "as is" for informational purposes only, not intended for trading purposes or financial advice.

Read or subscribe to my newsletter online at: http://mortgageratesupdate.com/bennett-capital-partners-mortgage-brokers

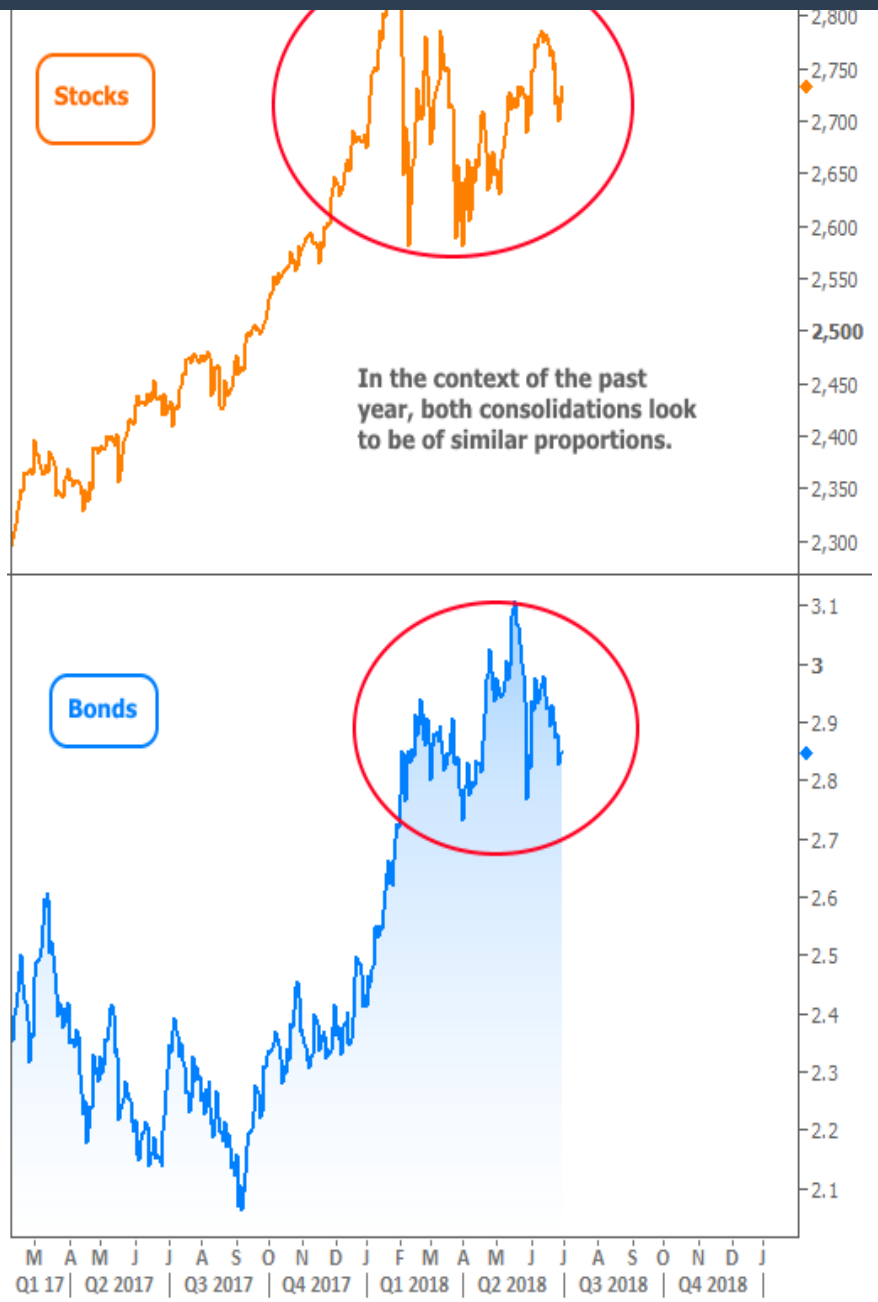

© 2026 MBS Live, LLC. - This newsletter is a service of MarketNewsletters.com.

The interest rates provided in this newsletter are national averages from independent data sources. Rate/APR terms may differ from those listed above based on the creditworthiness of the borrower. All information provided "as is" for informational purposes only, not intended for trading purposes or financial advice.

Read or subscribe to my newsletter online at: http://mortgageratesupdate.com/bennett-capital-partners-mortgage-brokers

Simply put: if stocks start snowballing lower from there, things could get ugly. Fortunately, most of the recent economic data suggests the economy is firing on all cylinders.

If the data is good, why worry about a shift?

A simple "fear of losing something really nice" isn't cause for much concern on its own. But there's an important metric that more and more pundits are discussing, and it continues pointing in an **alarming** direction.

The metric in question is the **YIELD CURVE**. Technically, the curve refers to the whole spectrum of US Treasury yields, but for all practical purposes, it's synonymous with the gap between 2-year and 10-year yields (which is why you may see it referred to as the "twos tens curve").

Why do people care?

At least in terms of modern economic history, the curve has quite the batting average when it comes to predicting recessions, and the current trajectory of the curve makes the next one look inevitable.

If it's inevitable, why aren't markets panicking more?

First of all, nothing is ever truly inevitable when it comes to financial markets. The yield curve may not **fully** invert (2yr yields higher than 10yr yields), and even if it does, there's typically considerable lag time between the inversion and its ill effects.

© 2026 MBS Live, LLC. - This newsletter is a service of MarketNewsletters.com.

The interest rates provided in this newsletter are national averages from independent data sources. Rate/APR terms may differ from those listed above based on the creditworthiness of the borrower. All information provided "as is" for informational purposes only, not intended for trading purposes or financial advice.

Read or subscribe to my newsletter online at: http://mortgageratesupdate.com/bennett-capital-partners-mortgage-brokers

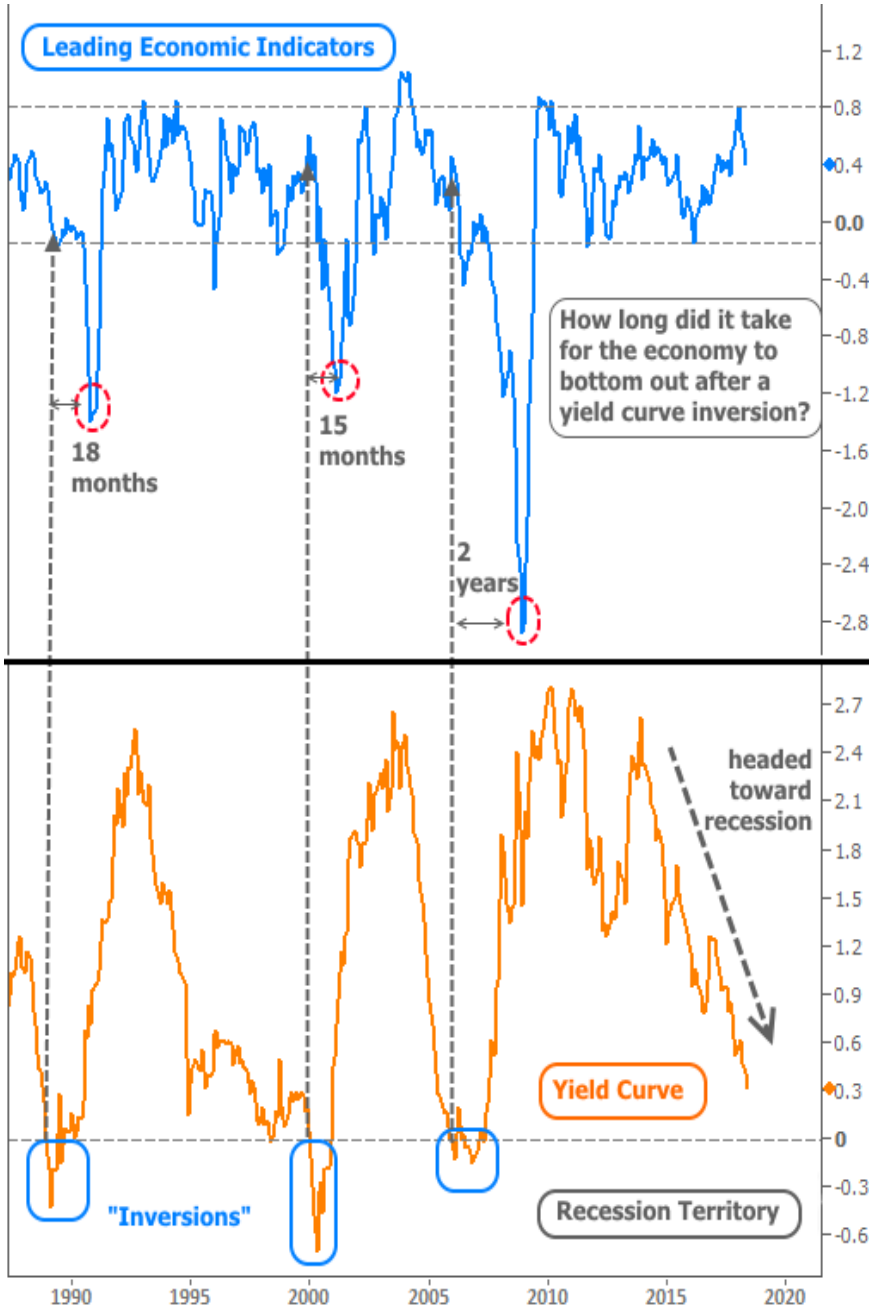

Perhaps the most important point made by the chart above was one that I **didn't** highlight. Notice the drop in the yield curve heading into 1995. An inversion looked **even more inevitable** than it does in 2018. While the inversion did eventually happen, the next several years served to **extend** an already strong economic expansion.

Bottom line: there will eventually be a recession. In hindsight, scholars will say the yield curve proved to be a surefire indicator yet again. But for those of us living through the realities of this economy today--and especially for those of us who are stakeholders in the **housing/mortgage markets**, such surefire predictions leave much to be desired when it comes to adopting an outlook for the near-term future.

Subscribe to my newsletter online at: http://mortgageratesupdate.com/bennett-capital-partners-mortgage-brokers

© 2026 MBS Live, LLC. - This newsletter is a service of MarketNewsletters.com.

The interest rates provided in this newsletter are national averages from independent data sources. Rate/APR terms may differ from those listed above based on the creditworthiness of the borrower. All information provided "as is" for informational purposes only, not intended for trading purposes or financial advice.

Read or subscribe to my newsletter online at: http://mortgageratesupdate.com/bennett-capital-partners-mortgage-brokers

From Bennett Capital Partners Mortgage Brokers

At Bennett Capital Partners Mortgage Brokers, located on Brickell Avenue in Miami, we are your trusted Florida mortgage broker, specializing in residential and commercial loans.

Our services are tailored to your needs, offering competitive rates and fast turnarounds. Whether you're seeking a conventional, VA, or FHA loan, we've got you covered. We also offer financing for warrantable and non-warrantable condos, condo-tels, first-time homebuyers, foreign nationals, and more.

Our specialties include:

- DSCR loans
- No Doc Loans
- Hard money loans
- Bridge Loans
- Private lending
- Jumbo loans
- Investment property loans
- 100 percent financing

We proudly serve all of Florida, including areas like Edgewater, South Beach, Brickell, Coral Gables, Tampa, Orlando, Fort Lauderdale, Naples, and more. Contact us today for expert mortgage advice and personalized loan solutions across the state!

Philip Bennett

REALTOR®

EQUAL HOUSING OPPORTUNITY

© 2026 MBS Live, LLC. - This newsletter is a service of MarketNewsletters.com.

The interest rates provided in this newsletter are national averages from independent data sources. Rate/APR terms may differ from those listed above based on the creditworthiness of the borrower. All information provided "as is" for informational purposes only, not intended for trading purposes or financial advice.

Read or subscribe to my newsletter online at: http://mortgageratesupdate.com/bennett-capital-partners-mortgage-brokers