Philip Bennett
President, Bennett Capital Partners Mortgage Brokers
Business NMLS # 2046862
1101 Brickell Ave STE 800 Miami, FL 33131

Office: 800-457-9057
Mobile: 305-407-0747
philip@bcpmortgage.com
View My Website

Rapidly Rising Rates: Writing on The Wall For Housing?

The post-election spike in mortgage rates kicked into higher gear this week, with most lenders near the **worst levels in more than 2 years**. In bittersweet juxtaposition, this week's Existing Home Sales data (from October) was the best in nearly 10 years! Is the writing on the wall for the housing market? Yes and no.

First off, **let's put to bed** the question of whether a rapid rate spike affects housing and mortgage markets. The Mortgage Bankers Association's (MBA) application data is helpful in this endeavor for 2 reasons. First, it's a weekly report, thus keeping better pace with day-to-day changes in mortgage rates. Second, it includes both purchase and refi applications, allowing us to distinguish effects on home sales vs mortgage market activity.

The **best recent case study** of a rate spike's effects on housing/mortgage markets is the mid-2013 taper tantrum. In its first 6 weeks, the taper tantrum saw rates rise roughly 100 basis points (1%). Average 30yr fixed rates moved from 3.5% to 4.5% during that time. The following chart shows the changes in rates relative to the MBA's weekly purchase and refi applications numbers.

National Average Mortgage Rates

Mortgage News Daily	Rate	Change	Points
30YR Fixed	7.33%	**0.00**	0.00
15YR Fixed	7.01%	**+0.02**	0.00
30YR FHA	6.98%	**+0.02**	0.00
30YR Jumbo	7.60%	**0.00**	0.00
7/6 SOFR	6.85%	**+0.03**	0.00
30YR VA	6.99%	**+0.01**	0.00

Rates as of: 10/27

MBS and Treasury

	Price / Yield	Change
MBS UMBS 6.0	99.35	**-0.10**
10 YR Treasury	5.0103	**+0.0115**
30 YR Treasury	5.3092	**-0.0027**

Pricing as of: 10/28 8:04AM EST

Recent Housing Data

		Value	Change
Mortgage Apps	Oct 14	188.6	-5.32%
Building Permits	Sep	1.4M	+0.43%
Housing Starts	Sep	1.22M	-4.24%
New Home Sales	Aug	684K	+12.69%
Pending Home Sales	Aug	71.2	0%
Existing Home Sales	Oct	3.99M	+0.25%
Builder Confidence	Oct	29	-9.38%

© 2026 MBS Live, LLC. - This newsletter is a service of MarketNewsletters.com.

The interest rates provided in this newsletter are national averages from independent data sources. Rate/APR terms may differ from those listed above based on the creditworthiness of the borrower. All information provided "as is" for informational purposes only, not intended for trading purposes or financial advice.

Read or subscribe to my newsletter online at: http://mortgageratesupdate.com/bennett-capital-partners-mortgage-brokers

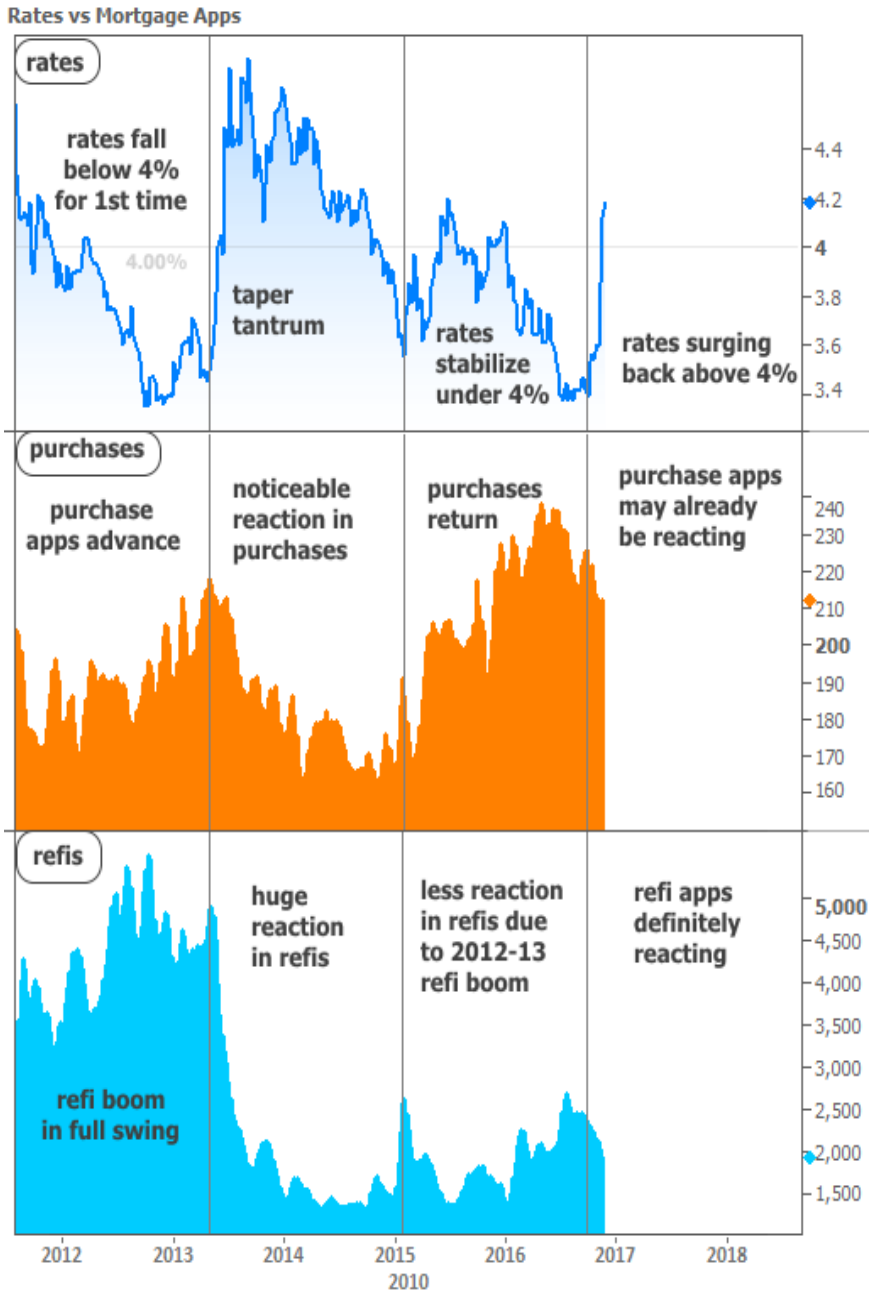

The chart **leaves no doubt** as to the **potential** for rapidly rising rates to take a toll, both on sales and mortgage activity in general. The chart also suggests the potential for varied outcomes depending on a few variables.

For instance, exceptionally low rates **don't necessarily** create huge refi demand on their own. After all, rates were near all-time lows recently, but refi applications were nowhere near recent highs, largely because homeowners and homebuyers already had the opportunity to lock in all-time lows during the 2012-13 refi boom.

We can conclude that in order to draw out **peak refi demand**, rates must fall far enough past the levels that were available to a large percentage of current homeowners. The **upside** to this, from a loan originator's standpoint, is that refi demand doesn't stand to lose as much ground as it did during the 2013 taper tantrum.

What about purchases as a function of rates? This is a **hot topic** among talking heads, with some arguing that purchases simply "don't care" about rising rates. Clearly that's **not** the case. In fact, purchase applications essentially **turned on a dime** as the taper tantrum spike began. It wasn't until rates stabilized under 4% that purchase apps began to rise again.

© 2026 MBS Live, LLC. - This newsletter is a service of MarketNewsletters.com.

The interest rates provided in this newsletter are national averages from independent data sources. Rate/APR terms may differ from those listed above based on the creditworthiness of the borrower. All information provided "as is" for informational purposes only, not intended for trading purposes or financial advice.

Read or subscribe to my newsletter online at: http://mortgageratesupdate.com/bennett-capital-partners-mortgage-brokers

From there, we must simply ask ourselves how much movement constitutes a **"big deal."** This is subjective, of course. To many, the drop in Existing Home Sales in the 2nd half of 2013 was a big deal. After nearly 3 years of gains, sales fell into negative territory (annual basis) and remained there for almost an entire year.

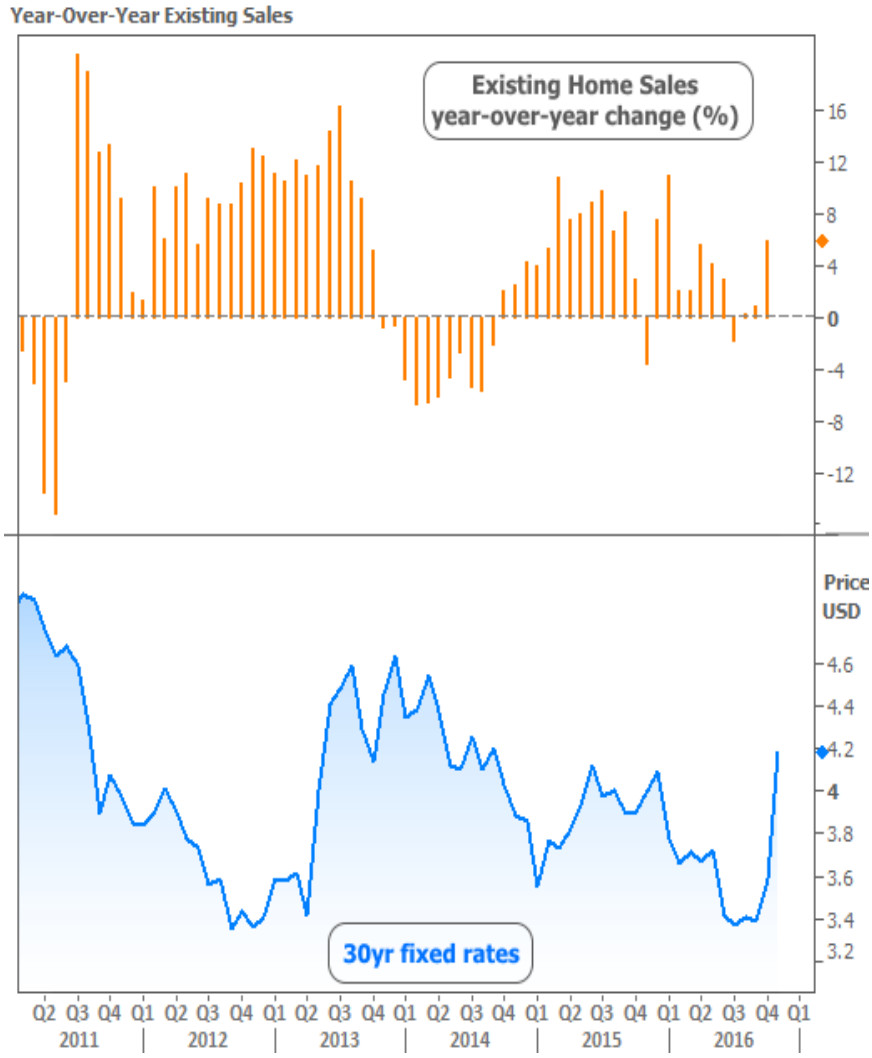

For a **counterpoint**, consider the longer term trend in the next chart. The upper pane of the chart shows recent trends in actual monthly home sales (not annual % change), with the taper tantrum effects highlighted. The lower pane, however, zooms out to include perspective that's been missing. There we can see the taper tantrum merely made for a course correction amid the bigger-picture trend.

© 2026 MBS Live, LLC. - This newsletter is a service of MarketNewsletters.com.

The interest rates provided in this newsletter are national averages from independent data sources. Rate/APR terms may differ from those listed above based on the creditworthiness of the borrower. All information provided "as is" for informational purposes only, not intended for trading purposes or financial advice.

Read or subscribe to my newsletter online at: http://mortgageratesupdate.com/bennett-capital-partners-mortgage-brokers

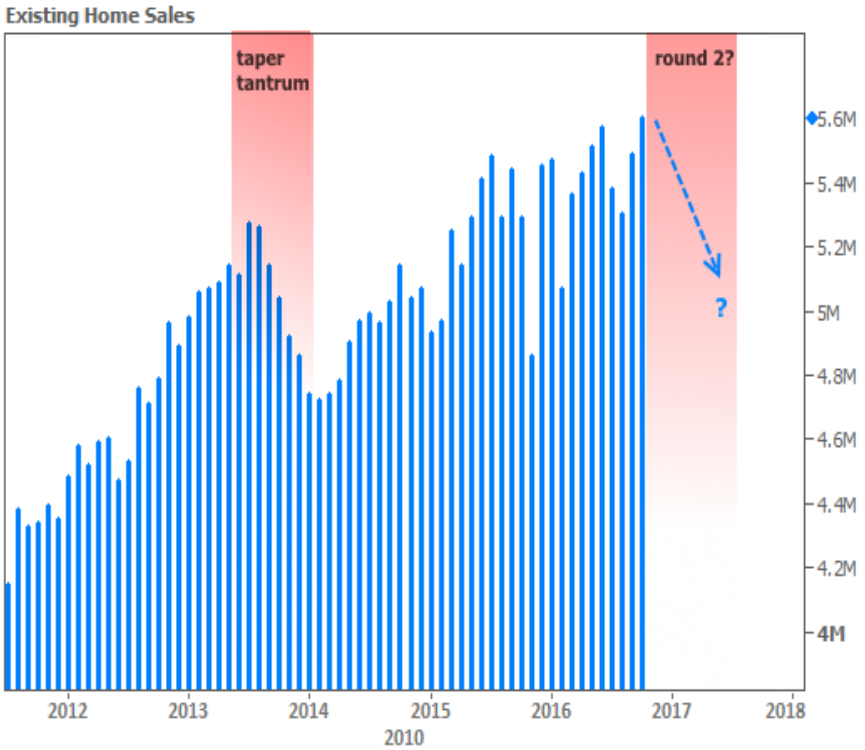

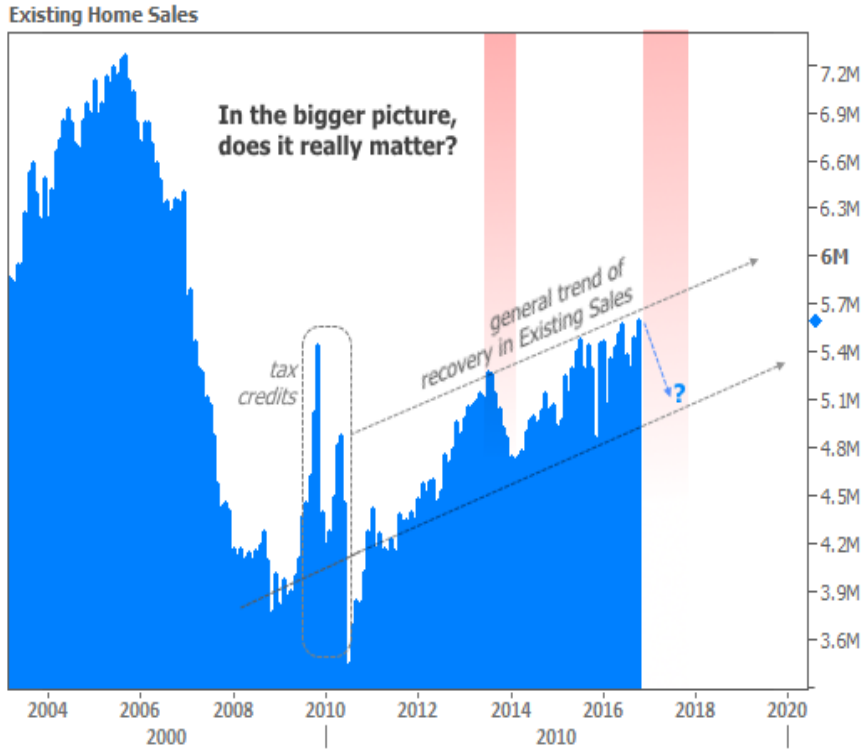

This added perspective means **you're free to choose** the outlook that suits you. If you focus on shorter term effects, you may well conclude that the current spike in rates--rapidly approaching the size of the taper tantrum--means home sales are destined for a correction. If you focus on the longer term effects, you may subsequently conclude such a correction wouldn't be that big a deal in the bigger picture.

Ultimately, much depends on a host of additional variables, but the **underlying point is simple:** big rate spikes will always have an impact. The farther you step back, the smaller those impacts will look.

© 2026 MBS Live, LLC. - This newsletter is a service of MarketNewsletters.com.

The interest rates provided in this newsletter are national averages from independent data sources. Rate/APR terms may differ from those listed above based on the creditworthiness of the borrower. All information provided "as is" for informational purposes only, not intended for trading purposes or financial advice.

Read or subscribe to my newsletter online at: http://mortgageratesupdate.com/bennett-capital-partners-mortgage-brokers

In other housing-related news to be filed under "perspective" this week, the FHFA announced an **increase in conforming loan limits** for Fannie and Freddie. The new limit will be $424,100, up from $417,000. To some buyers, this is insignificant, but to others, it could make all the difference in being able to afford the home of their dreams. Ideally, the limit can now keep pace with price appreciation going forward.

Subscribe to my newsletter online at: http://mortgageratesupdate.com/bennett-capital-partners-mortgage-brokers

From Bennett Capital Partners Mortgage Brokers

At Bennett Capital Partners Mortgage Brokers, located on Brickell Avenue in Miami, we are your trusted Florida mortgage broker, specializing in residential and commercial loans.

Our services are tailored to your needs, offering competitive rates and fast turnarounds. Whether you're seeking a conventional, VA, or FHA loan, we've got you covered. We also offer financing for warrantable and non-warrantable condos, condo-tels, first-time homebuyers, foreign nationals, and more.

Our specialties include:

- DSCR loans
- No Doc Loans
- Hard money loans
- Bridge Loans
- Private lending
- Jumbo loans
- Investment property loans
- 100 percent financing

We proudly serve all of Florida, including areas like Edgewater, South Beach, Brickell, Coral Gables, Tampa, Orlando, Fort Lauderdale, Naples, and more. Contact us today for expert mortgage advice and personalized loan solutions across the state!

Philip Bennett

REALTOR®

EQUAL HOUSING OPPORTUNITY

© 2026 MBS Live, LLC. - This newsletter is a service of MarketNewsletters.com.

The interest rates provided in this newsletter are national averages from independent data sources. Rate/APR terms may differ from those listed above based on the creditworthiness of the borrower. All information provided "as is" for informational purposes only, not intended for trading purposes or financial advice.

Read or subscribe to my newsletter online at: http://mortgageratesupdate.com/bennett-capital-partners-mortgage-brokers