Philip Bennett
President, Bennett Capital Partners Mortgage Brokers
Business NMLS # 2046862
1101 Brickell Ave STE 800 Miami, FL 33131

Office: 800-457-9057
Mobile: 305-407-0747
philip@bcpmortgage.com
View My Website

Highest Mortgage Rates in 15 Months, But Some Push Back on Fed Hike Expectations

Mortgage rates hit their highest level since June 2025 this week. While that milestone sounds ominous, it was the product of gradual movement and logical motivations.

Monday brought a modest, incremental increase that had more to do with month-end market volatility than any obvious headline. Tuesday was more straightforward. News of new air strikes in Iran sent oil sharply higher and erased an earlier bond rally. Oil prices hit their highest levels since late July as 10yr Treasury yields matched their highest closing levels since January 2025. Throughout the Iran war, oil prices have been highly correlated with rates, primarily due to inflation implications (higher inflation = higher rates, all else equal).

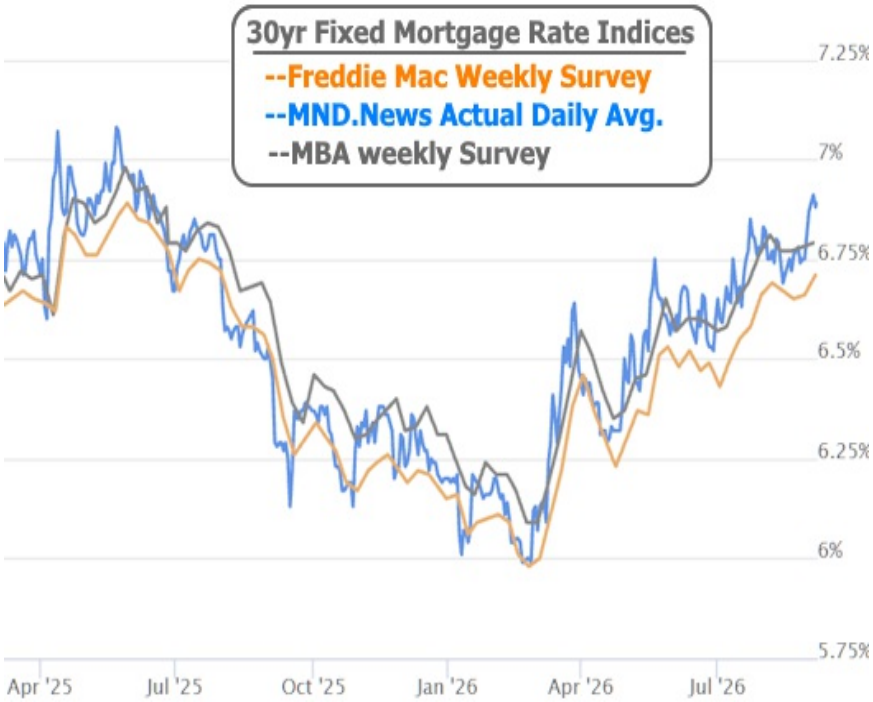

The relationship is never perfect because bonds have plenty of other concerns. Wednesday offered a useful example. Treasury yields briefly made another long-term high, but spent most of the day moving sideways in a remarkably narrow range. Thursday was more encouraging. Oil reached its highest levels of the week, yet bond yields held mostly steady overnight. That was the first hint that buyers were becoming more willing to step in to take

National Average Mortgage Rates

Mortgage News Daily	Rate	Change	Points
30YR Fixed	7.33%	**0.00**	0.00
15YR Fixed	7.01%	**+0.02**	0.00
30YR FHA	6.98%	**+0.02**	0.00
30YR Jumbo	7.60%	**0.00**	0.00
7/6 SOFR	6.85%	**+0.03**	0.00
30YR VA	6.99%	**+0.01**	0.00

Rates as of: 10/27

MBS and Treasury

	Price / Yield	Change
MBS UMBS 6.0	99.38	**-0.07**
10 YR Treasury	5.0134	**+0.0146**
30 YR Treasury	5.3189	**+0.0070**

Pricing as of: 10/28 5:25AM EST

Recent Housing Data

		Value	Change
Mortgage Apps	Oct 14	188.6	-5.32%
Building Permits	Sep	1.4M	+0.43%
Housing Starts	Sep	1.22M	-4.24%
New Home Sales	Aug	684K	+12.69%
Pending Home Sales	Aug	71.2	0%
Existing Home Sales	Oct	3.99M	+0.25%
Builder Confidence	Oct	29	-9.38%

© 2026 MBS Live, LLC. - This newsletter is a service of MarketNewsletters.com.

The interest rates provided in this newsletter are national averages from independent data sources. Rate/APR terms may differ from those listed above based on the creditworthiness of the borrower. All information provided "as is" for informational purposes only, not intended for trading purposes or financial advice.

Read or subscribe to my newsletter online at: http://mortgageratesupdate.com/bennett-capital-partners-mortgage-brokers

advantage of the better entry point provided by 10yr Treasury yields over 4.80%.

Fed Governor Chris Waller supplied a second source of relief Thursday morning. Waller said he would support holding the Fed's policy rate steady at the upcoming meeting if August inflation data (due out next week) show continued progress toward the 2% target. Only a hotter inflation report would push him toward a rate hike. Compared with Fed Chair Kevin Warsh's message at Jackson Hole last week, Waller's tone was confidently dovish, and Fed Funds Futures reacted immediately.

The policy outlook was only half the story. Waller openly disagreed with Warsh's reluctance to explain an explicit reaction function, which is simply a description of how the Fed would respond to different economic outcomes. Waller argued that the public and investors do not need a perfect prediction. They need a useful sense of the Fed's strike zone. He said Warsh was letting "perfect" be the enemy of "good" and dismissed the old "never explain" model with a blunt "good luck with that."

Waller also took a swipe at Treasury Secretary Scott Bessent's efforts to influence the bond market, saying short-run interventions do not accomplish much, even if they remain Bessent's prerogative. That debate may sound academic, but the market definitely took note of Waller's candor as well as the policy implications of his thoughts.

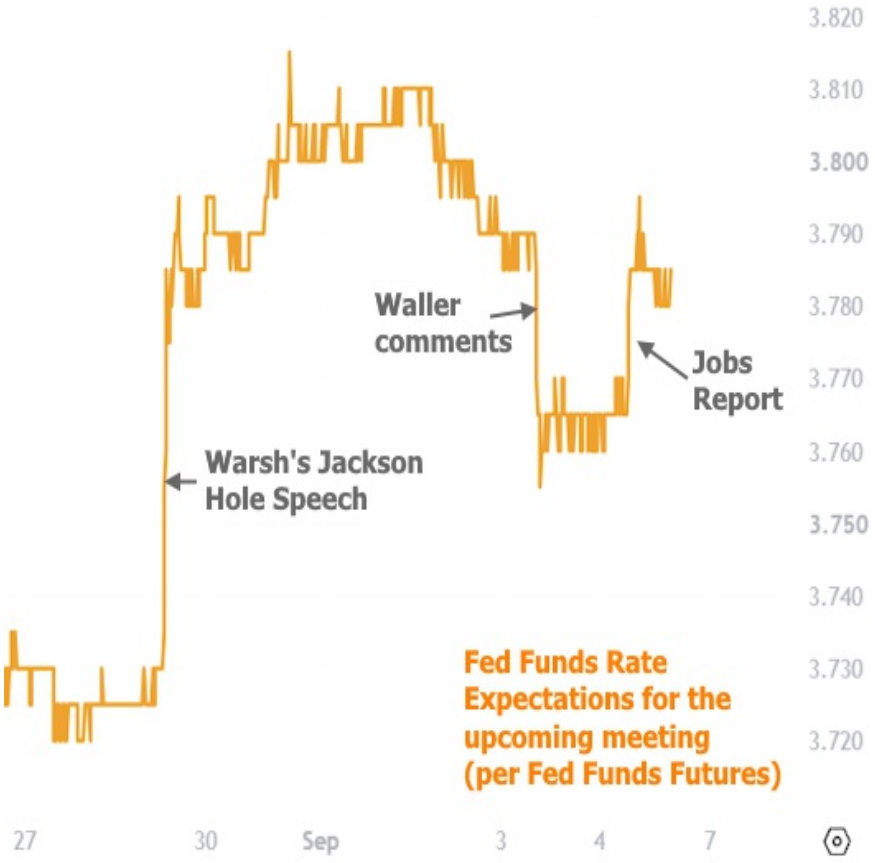

Friday tested the newfound calm as the jobs report showed payrolls jumping by 162,000 compared with a median forecast of only 56,000. Historically, the jobs report has had more power than any other monthly economic report to cause rate volatility. On many occasions in the past, a beat of this size would have resulted in a much larger increase in mortgage rates.

This time, the reaction was surprisingly modest. Treasury yields moved higher in response, but not nearly as much as past experience would suggest. Mortgage rates also rose only modestly and remained safely below Wednesday's long-term highs.

© 2026 MBS Live, LLC. - This newsletter is a service of MarketNewsletters.com.

The interest rates provided in this newsletter are national averages from independent data sources. Rate/APR terms may differ from those listed above based on the creditworthiness of the borrower. All information provided "as is" for informational purposes only, not intended for trading purposes or financial advice.

Read or subscribe to my newsletter online at: http://mortgageratesupdate.com/bennett-capital-partners-mortgage-brokers

This isn't to say the jobs report doesn't matter. It clearly caused a reaction. Rather, it's simply lost some of its traditional luster due to rapid changes in labor force composition and ongoing seasonal distortions. The unchanged unemployment rate gave markets a steadier counterpoint, and helped facilitate a response that looked modest and measured as opposed to panicked.

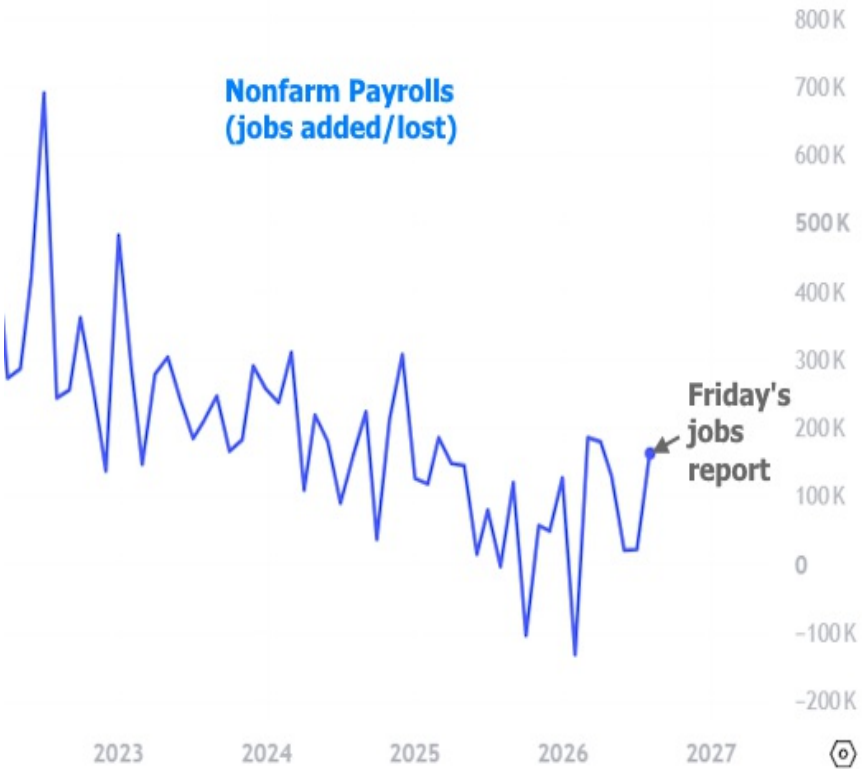

The resilience in rates and the bond market seen on Thursday and Friday essentially meant we live to fight another day. The most important battle in the upcoming week centers on the August inflation data with two key reports coming out on Thursday and Friday. If inflation comes in lower than expected, it could reinforce the case for the Fed to keep rates steady--something that would likely help mortgage rates move a bit lower. Hotter inflation could quickly revive rate-hike expectations and send mortgage rates back toward the recent highs. War headlines remain the other major wild card and a constant source of potential volatility as long as the Iran war continues.

Subscribe to my newsletter online at: http://mortgageratesupdate.com/bennett-capital-partners-mortgage-brokers

Recent Economic Data

Date	Event	Actual	Forecast	Prior
Tuesday, Sep 01				
10:00AM	Aug ISM Manufacturing PMI	54.6	55.2	55.6
10:00AM	Jul Construction spending (%)	-0.5%	0%	-0.1%
10:00AM	Jul USA JOLTS Job Openings (ml)	7.271M	7.3M	7.359M
Wednesday, Sep 02				
7:00AM	Aug/28 MBA Refi Index	732.6		740.8
7:00AM	Aug/28 MBA Purchase Index	157.8		154.4
8:15AM	Aug ADP jobs (k)	38K	47K	44K

Event Importance:

No Stars = Insignificant
☆ Low
★ Moderate
★★ Important
⭐⭐ Very Important

© 2026 MBS Live, LLC. - This newsletter is a service of MarketNewsletters.com.

The interest rates provided in this newsletter are national averages from independent data sources. Rate/APR terms may differ from those listed above based on the creditworthiness of the borrower. All information provided "as is" for informational purposes only, not intended for trading purposes or financial advice.

Read or subscribe to my newsletter online at: http://mortgageratesupdate.com/bennett-capital-partners-mortgage-brokers

Date	Event	Actual	Forecast	Prior
Thursday, Sep 03				
8:30AM	Aug/29 Jobless Claims (k)	206K	205K	203K
8:30AM	Q2 Unit Labour Costs QoQ Final	1.2%	1.3%	1.3%
10:00AM	Aug ISM N-Mfg PMI	55.4	54.3	54.1
Friday, Sep 04				
8:30AM	Aug Average earnings mm (%)	0.3%	0.3%	0.1%
8:30AM	Aug Non Farm Payrolls (k)	162K	56K	-23K
8:30AM	Aug Unemployment rate mm (%)	4.1%	4.1%	4.1%
Thursday, Sep 10				
8:30AM	Aug PPI y/y	5.4%	5.3%	4.7%
8:30AM	Aug Core PPI y/y (%)	4.6%	4.6%	4.2%
10:00AM	Aug Existing home sales (ml)	3.98M	3.98M	4.06M
Friday, Sep 11				
8:30AM	Aug m/m CORE CPI (%)	0.3%	0.2%	0.2%
8:30AM	Aug y/y CORE CPI (%)	2.4%	2.4%	2.5%

© 2026 MBS Live, LLC. - This newsletter is a service of MarketNewsletters.com.

The interest rates provided in this newsletter are national averages from independent data sources. Rate/APR terms may differ from those listed above based on the creditworthiness of the borrower. All information provided "as is" for informational purposes only, not intended for trading purposes or financial advice.

Read or subscribe to my newsletter online at: http://mortgageratesupdate.com/bennett-capital-partners-mortgage-brokers

From Bennett Capital Partners Mortgage Brokers

At Bennett Capital Partners Mortgage Brokers, located on Brickell Avenue in Miami, we are your trusted Florida mortgage broker, specializing in residential and commercial loans.

Our services are tailored to your needs, offering competitive rates and fast turnarounds. Whether you're seeking a conventional, VA, or FHA loan, we've got you covered. We also offer financing for warrantable and non-warrantable condos, condo-tels, first-time homebuyers, foreign nationals, and more.

Our specialties include:

- DSCR loans
- No Doc Loans
- Hard money loans
- Bridge Loans
- Private lending
- Jumbo loans
- Investment property loans
- 100 percent financing

We proudly serve all of Florida, including areas like Edgewater, South Beach, Brickell, Coral Gables, Tampa, Orlando, Fort Lauderdale, Naples, and more. Contact us today for expert mortgage advice and personalized loan solutions across the state!

Philip Bennett

REALTOR®

EQUAL HOUSING OPPORTUNITY

© 2026 MBS Live, LLC. - This newsletter is a service of MarketNewsletters.com.

The interest rates provided in this newsletter are national averages from independent data sources. Rate/APR terms may differ from those listed above based on the creditworthiness of the borrower. All information provided "as is" for informational purposes only, not intended for trading purposes or financial advice.

Read or subscribe to my newsletter online at: http://mortgageratesupdate.com/bennett-capital-partners-mortgage-brokers