



**Philip Bennett**

President, Bennett Capital Partners  
 Business NMLS # 2046862  
 1101 Brickell Ave, Suite 800 Miami, FL 33131

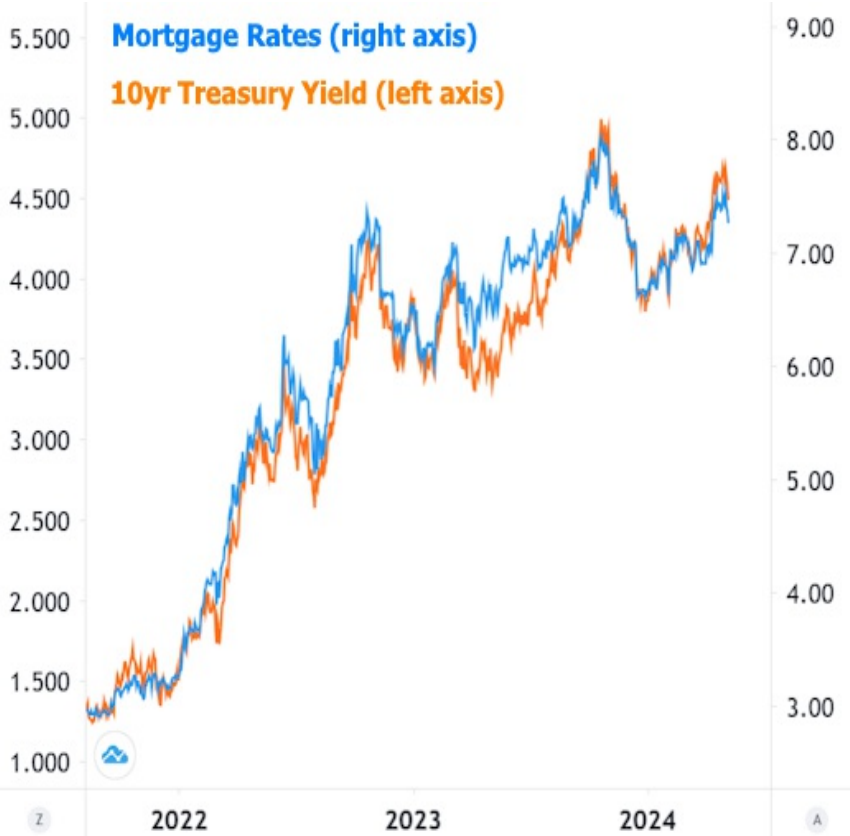
Office: 800-457-9057  
 Mobile: 305-407-0747  
 Fax: 800-457-9057  
[philip@bcpmortgage.com](mailto:philip@bcpmortgage.com)  
[View My Website](#)

## Despite Bigger Bumps, Fed Still Sees Path to Lower Rates

It was an action-packed week for the housing and mortgage market. Wednesday's Fed announcement was the highlight, but we also got several economic reports that caused rate volatility. Thankfully, it was mostly the good kind.

The week got off to a slightly stronger start with Monday's only major rate news being updated borrowing estimates from the Treasury Department. Why would such a thing matter?

Treasuries largely dictate day to day interest rate momentum in the U.S. because they are abundant, simple, and as close to risk-free as it gets. As such, Treasuries are the universal yardstick for all other debt in the U.S., including MBS, the mortgage-backed securities that have the most direct impact on mortgage rates. This is why Treasury yields and mortgage rates correlate so well over time.



## National Average Mortgage Rates



|                            | Rate  | Change | Points |
|----------------------------|-------|--------|--------|
| <b>Mortgage News Daily</b> |       |        |        |
| 30 Yr. Fixed               | 7.08% | -0.05  | 0.00   |
| 15 Yr. Fixed               | 6.45% | -0.02  | 0.00   |
| 30 Yr. FHA                 | 6.55% | -0.05  | 0.00   |
| 30 Yr. Jumbo               | 7.25% | -0.04  | 0.00   |
| 5/1 ARM                    | 7.07% | -0.03  | 0.00   |

### Freddie Mac

|              |       |       |      |
|--------------|-------|-------|------|
| 30 Yr. Fixed | 6.86% | -0.01 | 0.00 |
| 15 Yr. Fixed | 6.16% | +0.03 | 0.00 |

Rates as of: 7/3

## Market Data

|                | Price / Yield | Change  |
|----------------|---------------|---------|
| MBS UMBS 6.0   | 100.39        | +0.19   |
| MBS GNMA 6.0   | 100.53        | +0.14   |
| 10 YR Treasury | 4.3602        | -0.0724 |
| 30 YR Treasury | 4.5297        | -0.0761 |

Pricing as of: 7/3 5:59PM EST

## Recent Housing Data

|                     |        | Value | Change  |
|---------------------|--------|-------|---------|
| Mortgage Apps       | Jun 12 | 208.5 | +15.58% |
| Building Permits    | Mar    | 1.46M | -3.95%  |
| Housing Starts      | Mar    | 1.32M | -13.15% |
| New Home Sales      | Mar    | 693K  | +4.68%  |
| Pending Home Sales  | Feb    | 75.6  | +1.75%  |
| Existing Home Sales | Feb    | 3.97M | -0.75%  |
| Builder Confidence  | Mar    | 51    | +6.25%  |

Treasuries can take cues from several sources. One of the biggest is the change in the outright level of supply. In other words, how much more debt is the U.S. government issuing in the upcoming quarter? If that number is higher than expected, it puts upward pressure on rates. Monday's news from Treasury was fairly palatable and roughly in line with market expectations, which allowed rates to stay steady.

Things changed on Tuesday when the Employment Cost Index (ECI) data came out. This is one of several reports that the Fed has mentioned as being important to the rate outlook recently. Higher numbers mean higher rates, all other things being equal. This week's installment showed Q1 costs at 1.2, up from 0.9 in Q4 and well above the market consensus of 1.0. Rates hit the highest levels of the week as a result, both in terms of Treasury yields and mortgage rates.



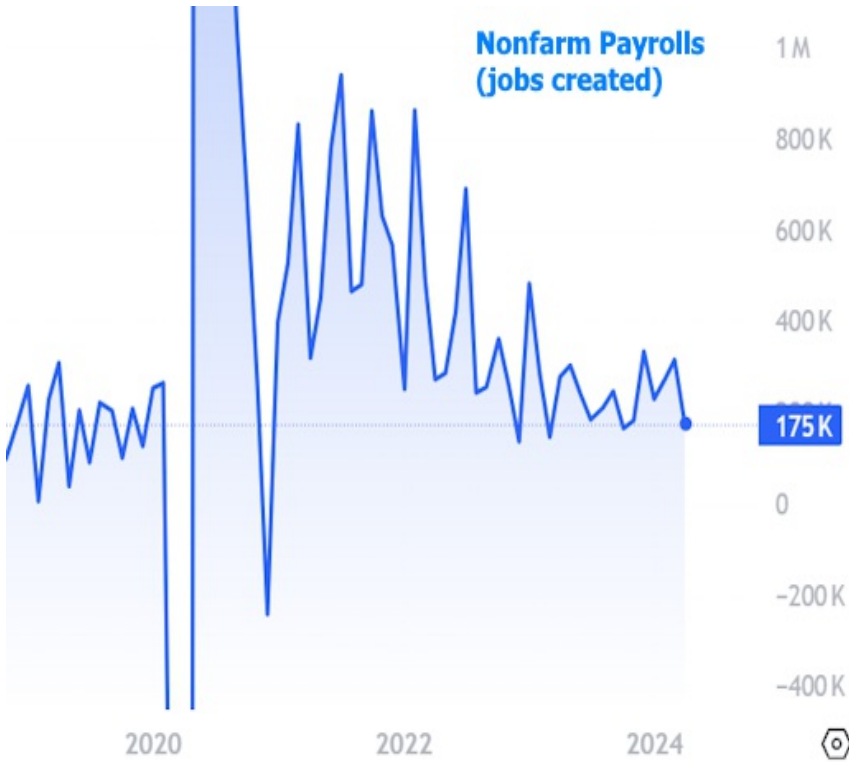
Things changed on Wednesday. The morning economic data did no harm, but didn't necessarily deserve much credit for turning things around. Those honors went to the Fed Announcement in the afternoon--specifically: Fed Chair Powell's press conference.

Markets already knew the Fed wouldn't change rates at this meeting, so the focus was likely to be on Powell anyway. Expectations were more varied as to how he might address the recent inflation data, but we knew he'd have to be less convinced than last time when it comes to 2024 rate cut prospects.

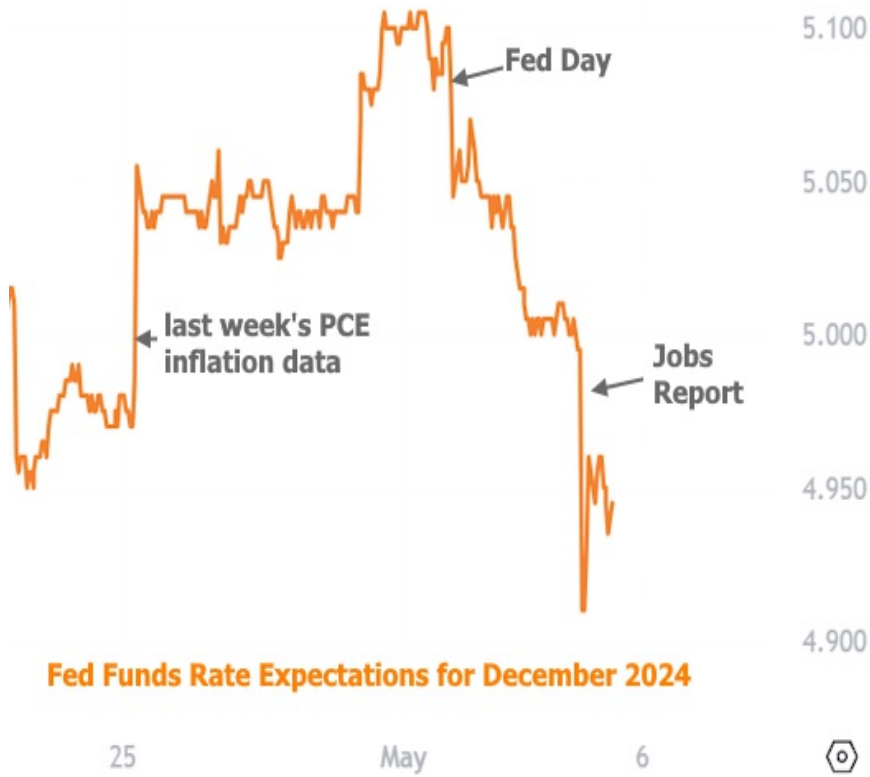
Unsurprisingly, Powell acknowledged that what had looked like one month of noise earlier in the year was now an undeniable and unwelcome shift in progress toward lower inflation. Nonetheless, he expects progress to get back on track in the coming months and for the Fed's next move to be a cut instead of a hike.

Markets also appreciated his clarification on political matters. Many analysts have suggested the Fed won't be able to cut rates until December because it risks looking like a political move if it happens before November's election. But Powell was clear in saying the Fed would take whatever monetary policy action it deemed appropriate whenever the data suggested it. In other words, if inflation were to begin falling in a more meaningful way in the next several months and if the economy began to falter, we would not have to wait several more months for the Fed to deliver some rate relief.

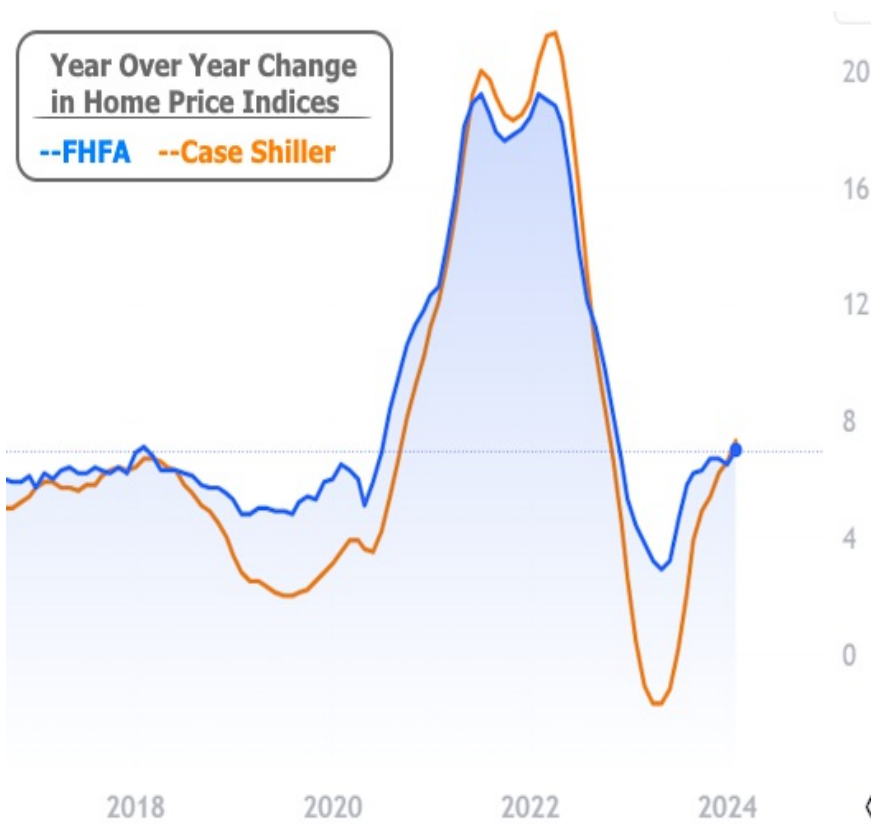
With that, momentum had shifted in favor of lower rates for the week. There was some follow-through on Thursday, but even better gains on Friday after the latest monthly jobs report came out weaker than expected. Job creation fell to its lowest level since October, and that's in line with the lowest since covid lockdowns. It was also well below the forecast consensus (175k versus 243k).



Historically, 175k is a solid number, but everything's relative. Rates typically fall when the job count undershoots the forecast by that much and Friday was no exception. 10yr Treasury yields and mortgage rates ended the week at the lowest levels since April 9th. Traders further lowered their outlook for the end-of-year Fed Funds Rate, once again pricing in at least one full cut this year.



On the housing data front, the week's most notable releases were the two leading national price indices from FHFA and Case Shiller. Both were much higher than forecast for the month of February, showing annual growth of 7.0% and 7.3% respectively.



From here, the calendar is comparatively much more quiet until the biggest economic report of the month on May 15: the Consumer Price Index (CPI). This is the broad inflation index that has been at the scene of many crimes against the world of interest rates. Reactions have been big enough that it's not uncommon to see rate momentum fizzle sideways as traders wait for the next inflationary shoe to drop.

Subscribe to my newsletter online at: <http://mortgageratesupdate.com/bennettcapitalpartnersmortgage>

**Recent Economic Data**

| Date                     | Event                                      | Actual | Forecast | Prior |
|--------------------------|--|--------|----------|-------|
| <b>Monday, Apr 29</b>    |  |        |          |       |
| 3:00PM                   | Treasury Refunding Financing Estimates (%) |        |          |       |
| <b>Tuesday, Apr 30</b>   |  |        |          |       |
| 8:30AM                   | Q1 Employment costs (%)                    | 1.2%   | 1%       | 0.9%  |
| 9:00AM                   | Feb FHFA Home Prices y/y (%)               | 7%     |          | 6.3%  |
| 9:00AM                   | Feb Case Shiller Home Prices-20 y/y (%)    | 7.3%   | 6.7%     | 6.6%  |
| 9:45AM                   | Apr Chicago PMI                            | 37.9   | 45       | 41.4  |
| 10:00AM                  | Apr CB Consumer Confidence (%)             | 97.0   | 104.0    | 104.7 |
| <b>Wednesday, May 01</b> |  |        |          |       |
| 7:00AM                   | Apr/26 MBA Refi Index                      | 456.9  |          | 472.7 |
| 7:00AM                   | Apr/26 MBA Purchase Index                  | 141.7  |          | 144.2 |
| 8:15AM                   | Apr ADP jobs (k)                           | 192K   | 175K     | 184K  |
| 9:45AM                   | Apr S&P Global Manuf. PMI                  | 50.0   | 49.9     | 51.9  |

**Event Importance:**

- No Stars = Insignificant
- ☆ Low
- ★ Moderate
- ★★ Important
- ★★★ Very Important

| Date                     | Event                            | Actual  | Forecast | Prior   |
|--------------------------|----------------------------------|---------|----------|---------|
| 10:00AM                  | Mar USA JOLTS Job Openings       | 8.488M  | 8.69M    | 8.756M  |
| 10:00AM                  | Apr ISM Manufacturing PMI        | 49.2    | 50.0     | 50.3    |
| 10:00AM                  | Mar Construction spending (%)    | -0.2%   | 0.3%     | -0.3%   |
| 2:00PM                   | Fed Interest Rate Decision       | 5.5%    | 5.5%     | 5.5%    |
| <b>Thursday, May 02</b>  |                                  |         |          |         |
| 7:30AM                   | Apr Challenger layoffs (k)       | 64.789K |          | 90.309K |
| 8:30AM                   | Apr/27 Jobless Claims (k)        | 208K    | 212K     | 207K    |
| 10:00AM                  | Mar Factory orders mm (%)        | 1.6%    | 1.6%     | 1.4%    |
| <b>Friday, May 03</b>    |                                  |         |          |         |
| 8:30AM                   | Apr Non Farm Payrolls            | 175K    | 243K     | 303K    |
| 8:30AM                   | Apr Unemployment rate mm (%)     | 3.9%    | 3.8%     | 3.8%    |
| 10:00AM                  | Apr ISM N-Mfg PMI                | 49.4    | 52.0     | 51.4    |
| <b>Wednesday, May 08</b> |                                  |         |          |         |
| 7:00AM                   | May/03 MBA Refi Index            | 477.5   |          | 456.9   |
| 7:00AM                   | May/03 MBA Purchase Index        | 144.2   |          | 141.7   |
| 10:00AM                  | Mar Wholesale inventories mm (%) | -0.4%   | -0.4%    | 0.5%    |
| <b>Thursday, May 09</b>  |                                  |         |          |         |
| 8:30AM                   | May/04 Jobless Claims (k)        | 231K    | 210K     | 208K    |
| 1:00PM                   | 30-Year Bond Auction             | 4.635%  |          | 4.671%  |
| <b>Friday, May 10</b>    |                                  |         |          |         |
| 10:00AM                  | May Consumer Sentiment (ip)      | 67.4    | 76       | 77.2    |

## Upcoming Economic Data

| Date                     | Event                     | Forecast | Prior |
|--------------------------|---------------------------|----------|-------|
| <b>Wednesday, Jul 10</b> |                           |          |       |
| 1:00PM                   | 10-yr Note Auction (bl) ★ |          |       |

## Bennett Capital Partners

Licensed Mortgage Brokerage Business

Philip Bennett

