Philip Bennett
President, Bennett Capital Partners Mortgage Brokers
Business NMLS # 2046862
1101 Brickell Ave STE 800 Miami, FL 33131

Office: 800-457-9057
Mobile: 305-407-0747
philip@bcpmortgage.com
View My Website

Soaring Prices, Slumping Sales, And An Unexpected Reaction to The Jobs Report

It was a busy week for economic data with several reports that were pertinent to the housing market. In addition to being the perennial top dog among economic reports, this Friday's jobs report was especially important due to its role in the Federal Reserve's decision-making process.

The Fed is widely expected to announce a forthcoming reduction (aka "tapering) of its bond buying program by the end of the year. If the jobs report had been strong enough, investors thought the Fed might make the announcement a few weeks from now at the September policy meeting.

But the strength of the jobs report is a matter of great debate. As far as the headline job tally is concerned, Nonfarm Payrolls (NFP) came in at 235k versus a median forecast of 728k. That's a big miss!

Poll a hundred market strategists about the likely market impact and 99 of them would guarantee you a bond market rally (which is good for rates). As it happened, however, bonds **lost ground** after the jobs report. It was a counterintuitive result, to be sure, and pundits rushed to make sense of it on Friday morning. Here is a brief review of explanations (with the reality likely being some combination of the all of them).

Sector-Specific Drama

Friday's "miss" was concentrated in Retail Trade and Leisure/Hospitality--sectors that had been chugging along nicely before the surge of the Delta variant. It's a bit too soon to say we've turned a corner in daily case counts, but the pace has been decelerating. If that continues, it implies a quick return to stronger numbers (because the job losses weren't broad-based, but rather, focused in sectors that are most affected by covid).

National Average Mortgage Rates

Mortgage News Daily	Rate	Change	Points
30YR Fixed	7.33%	**0.00**	0.00
15YR Fixed	7.01%	**+0.02**	0.00
30YR FHA	6.98%	**+0.02**	0.00
30YR Jumbo	7.60%	**0.00**	0.00
7/6 SOFR	6.85%	**+0.03**	0.00
30YR VA	6.99%	**+0.01**	0.00

Rates as of: 10/27

MBS and Treasury

	Price / Yield	Change
MBS UMBS 6.0	99.50	+0.04
10 YR Treasury	4.9947	-0.0041
30 YR Treasury	5.2996	-0.0123

Pricing as of: 10/28 9:07AM EST

Recent Housing Data

		Value	Change
Mortgage Apps	Oct 14	188.6	-5.32%
Building Permits	Sep	1.4M	+0.43%
Housing Starts	Sep	1.22M	-4.24%
New Home Sales	Aug	684K	+12.69%
Pending Home Sales	Aug	71.2	0%
Existing Home Sales	Oct	3.99M	+0.25%
Builder Confidence	Oct	29	-9.38%

© 2026 MBS Live, LLC. - This newsletter is a service of MarketNewsletters.com.

The interest rates provided in this newsletter are national averages from independent data sources. Rate/APR terms may differ from those listed above based on the creditworthiness of the borrower. All information provided "as is" for informational purposes only, not intended for trading purposes or financial advice.

Read or subscribe to my newsletter online at: http://mortgageratesupdate.com/bennett-capital-partners-mortgage-brokers

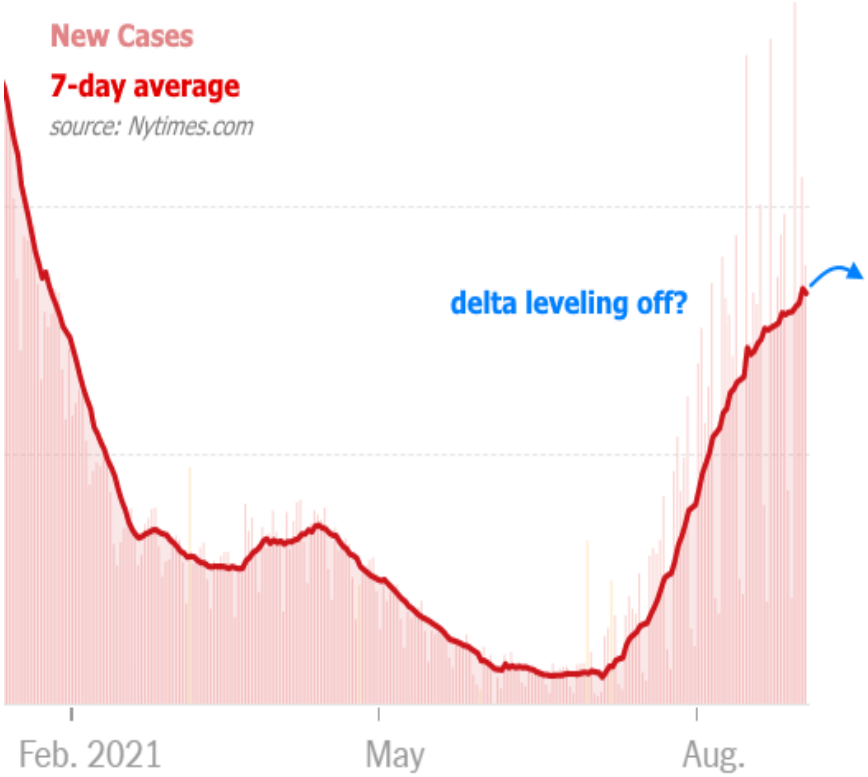

In other words, take away delta and this suddenly looks like a much stronger jobs report. Indeed, the relationship between the payroll count and covid case counts is very consistent with last November.

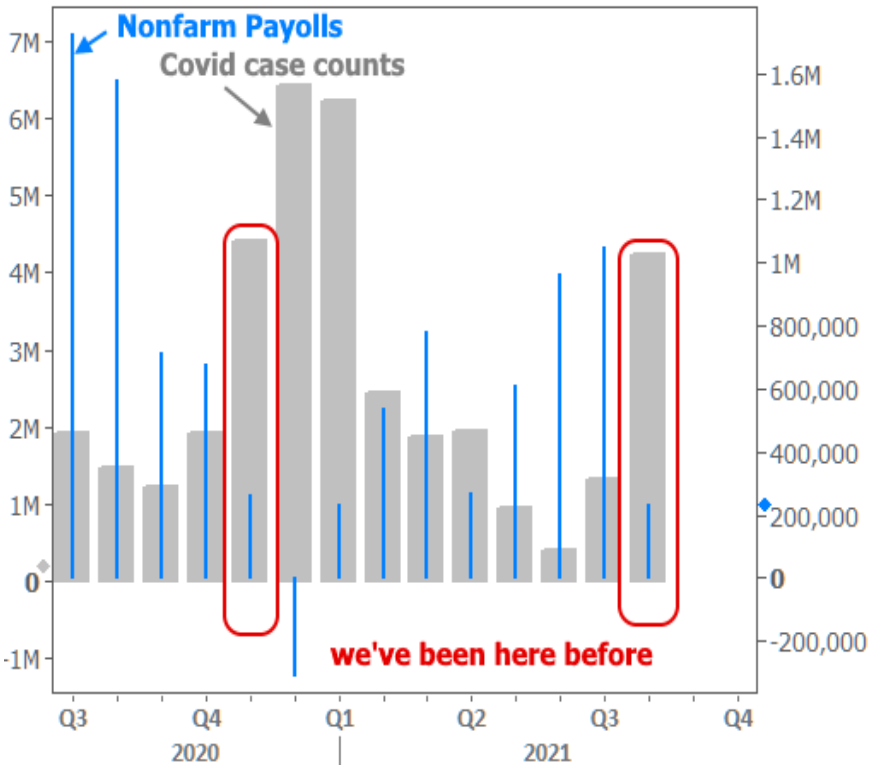

Labor Market Tighter Than It Seems?

© 2026 MBS Live, LLC. - This newsletter is a service of MarketNewsletters.com.

The interest rates provided in this newsletter are national averages from independent data sources. Rate/APR terms may differ from those listed above based on the creditworthiness of the borrower. All information provided "as is" for informational purposes only, not intended for trading purposes or financial advice.

Read or subscribe to my newsletter online at: http://mortgageratesupdate.com/bennett-capital-partners-mortgage-brokers

Some analysts have suggested the other way to look at Friday's weak number would be as evidence that the post-covid economy simply doesn't have as many jobs to go around as the pre-covid economy. Thus, the Fed would have to accept this as the new normal and move to taper sooner than later. Interesting theory, but recent data on job openings disagrees:

This only reiterates the likelihood that the low payroll count reflects a temporary covid-driven reality.

Forget Tapering. What About Rate Hikes?

Another key observation involves the difference between longer and shorter term bonds. Specifically, 2yr Treasuries were **not** weaker on the day. This coincided with investors pushing out Fed rate hike expectations.

The Fed Funds Rate correlates with shorter-dated bonds like 2yr Treasuries. And sometimes, traders express their preference for shorter-dated bonds at the expense of longer-dated bonds like 10yr Treasuries or MBS (the mortgage-backed securities that underlie mortgage rates). This is an ongoing trend in Q3--one that coincides perfectly with the proliferation of the delta variant.

© 2026 MBS Live, LLC. - This newsletter is a service of MarketNewsletters.com.

The interest rates provided in this newsletter are national averages from independent data sources. Rate/APR terms may differ from those listed above based on the creditworthiness of the borrower. All information provided "as is" for informational purposes only, not intended for trading purposes or financial advice.

Read or subscribe to my newsletter online at: http://mortgageratesupdate.com/bennett-capital-partners-mortgage-brokers

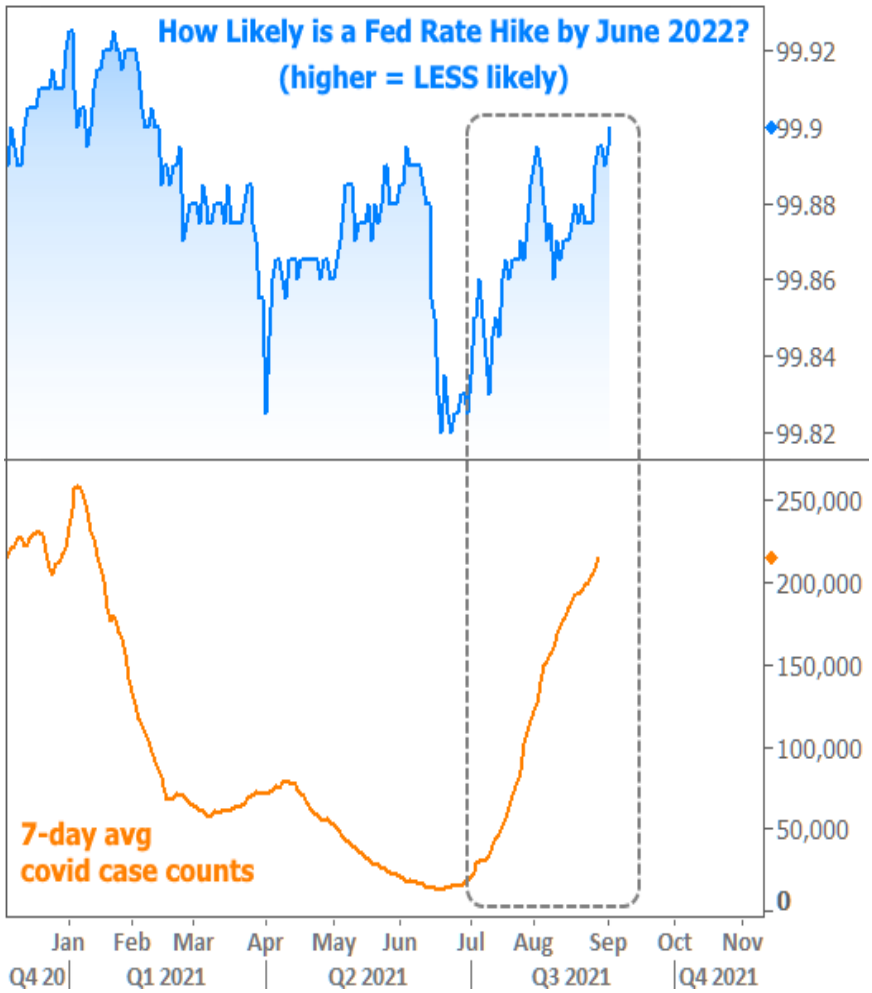

The tangential implication is that the bond market has largely moved on from obsessing over the timing of Fed tapering and is now focusing more on the timing of the lift-off in the Fed Funds Rate. But justifying this move would require inflation to accelerate in a more troubling way (as inflation is one of the two key inputs that drive Fed policy changes).

Inflation Considerations in Average Earnings Data

Some analysts expressed concern over the big increase in average hourly earnings in the jobs report for exactly that reason (i.e. higher wages = higher inflation).

While this is great in theory, the post-covid reality has consistently shown price pressures to be a factor of limited SUPPLY as opposed to excess demand. In any event, the market simply isn't pricing in any major inflation drama. The green line below shows market-based **inflation expectations** (the difference between Treasury yields and their inflation-protected counterparts).

© 2026 MBS Live, LLC. - This newsletter is a service of MarketNewsletters.com.

The interest rates provided in this newsletter are national averages from independent data sources. Rate/APR terms may differ from those listed above based on the creditworthiness of the borrower. All information provided "as is" for informational purposes only, not intended for trading purposes or financial advice.

Read or subscribe to my newsletter online at: http://mortgageratesupdate.com/bennett-capital-partners-mortgage-brokers

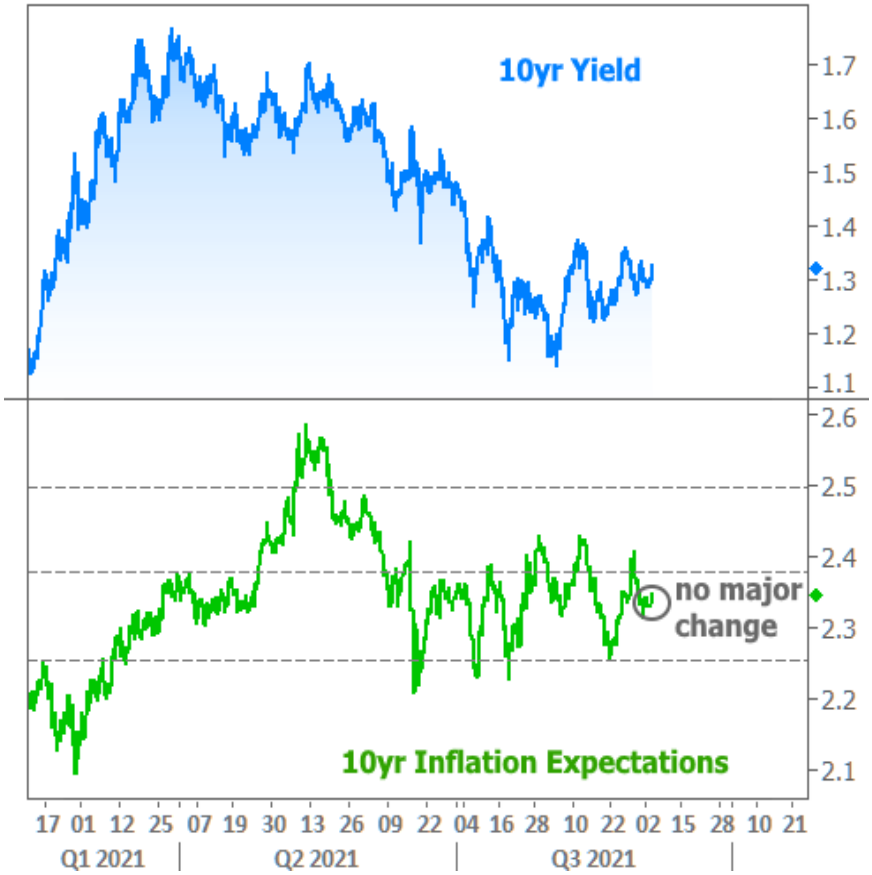

Avoiding Overthinking The Move and Focusing on The Consolidation Pattern

In looking at the chart above, the mind's eye may be tempted to see some converging lines surrounding recent movement in 10yr yields. The following chart shows that convergence and offers yet another approach to explaining away today's counterintuitive movement (i.e. it **doesn't really matter** if it's still so perfectly contained by the consolidation range).

© 2026 MBS Live, LLC. - This newsletter is a service of MarketNewsletters.com.

The interest rates provided in this newsletter are national averages from independent data sources. Rate/APR terms may differ from those listed above based on the creditworthiness of the borrower. All information provided "as is" for informational purposes only, not intended for trading purposes or financial advice.

Read or subscribe to my newsletter online at: http://mortgageratesupdate.com/bennett-capital-partners-mortgage-brokers

Maybe it's Just Better Than it Seems

But the last chart is probably the most compelling. It also relies on the simplest explanation: the market seems to be reading the jobs report as being better than the headline suggests. That inference relies on the fact that both stocks and bonds lost ground **simultaneously** (and fairly symmetrically)--a pattern that typically plays out when traders are adjusting their stance on Fed accommodation.

© 2026 MBS Live, LLC. - This newsletter is a service of MarketNewsletters.com.

The interest rates provided in this newsletter are national averages from independent data sources. Rate/APR terms may differ from those listed above based on the creditworthiness of the borrower. All information provided "as is" for informational purposes only, not intended for trading purposes or financial advice.

Read or subscribe to my newsletter online at: http://mortgageratesupdate.com/bennett-capital-partners-mortgage-brokers

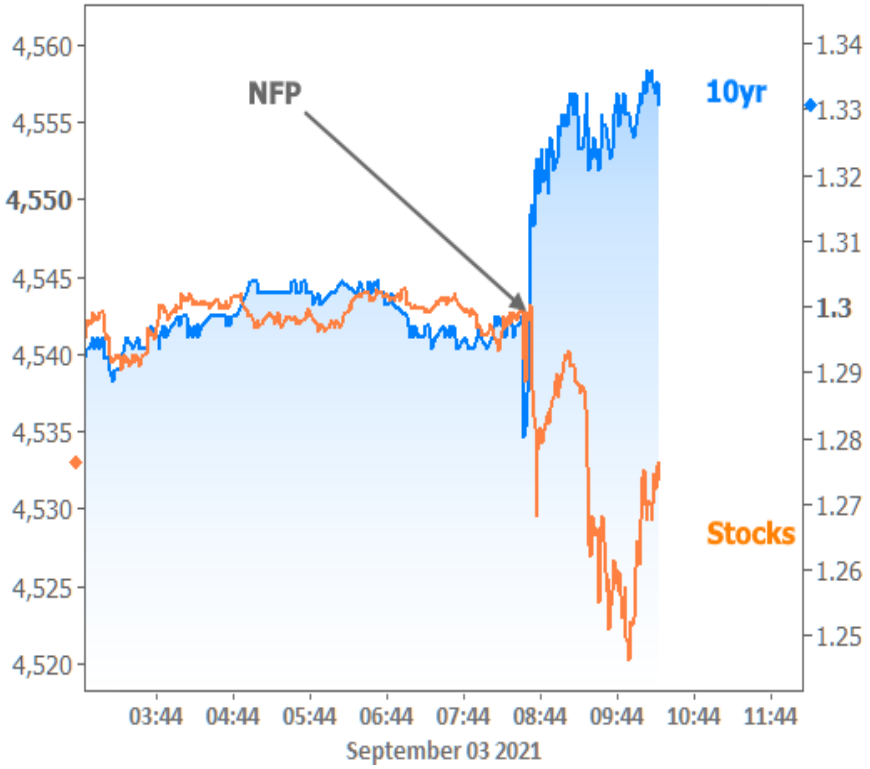

This jives fairly well with the initial point about retail and hospitality/leisure sectors driving the weakness. It also gives credit to other parts of the report like the low 5.2% unemployment rate and stronger average hourly earnings data.

Last But Not Least: Treasury Supply Next Week

Speaking of next week, there's another compelling consideration that can't be shown in a chart. It has to do with the scheduled Treasury auction cycle (3yr, 10yr, and 30yr). Of the 2 types of auction cycles, this is the tougher one for the market to digest (the other version is 2/5/7-year, and it's easier to bid on shorter duration bonds).

It's not uncommon to see bonds give up some ground on the Friday before a 3/10/30-yr auction week. Many traders may have been waiting to make that move until after the jobs report. The Treasury supply issue is even more plausible when we consider that MBS didn't have nearly as bad of a day on Friday. In fact, the average lender was fairly close to Thursday in terms of rate offerings, thus staying in historically low territory.

© 2026 MBS Live, LLC. - This newsletter is a service of MarketNewsletters.com.

The interest rates provided in this newsletter are national averages from independent data sources. Rate/APR terms may differ from those listed above based on the creditworthiness of the borrower. All information provided "as is" for informational purposes only, not intended for trading purposes or financial advice.

Read or subscribe to my newsletter online at: http://mortgageratesupdate.com/bennett-capital-partners-mortgage-brokers

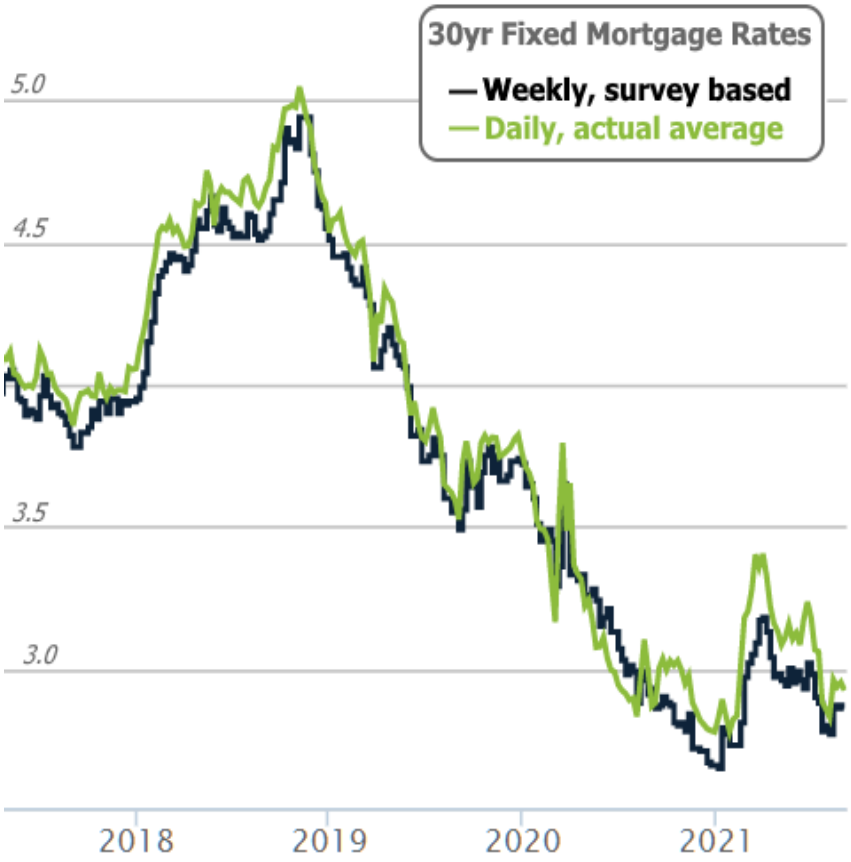

Other Data This Week

It was a mixed bag for the housing market as home prices continued higher at ludicrous speed. Actually, they may have gone plaid...

© 2026 MBS Live, LLC. - This newsletter is a service of MarketNewsletters.com.

The interest rates provided in this newsletter are national averages from independent data sources. Rate/APR terms may differ from those listed above based on the creditworthiness of the borrower. All information provided "as is" for informational purposes only, not intended for trading purposes or financial advice.

Read or subscribe to my newsletter online at: http://mortgageratesupdate.com/bennett-capital-partners-mortgage-brokers

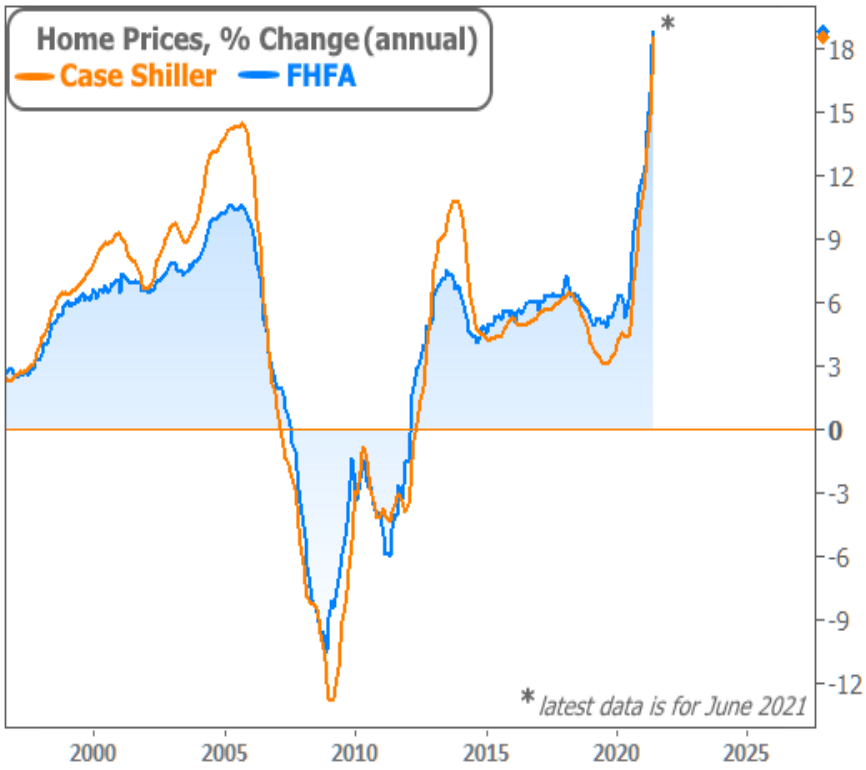

Tight inventory--the main culprit for the price surge--is also getting most of the credit for the decline in Pending Home Sales.

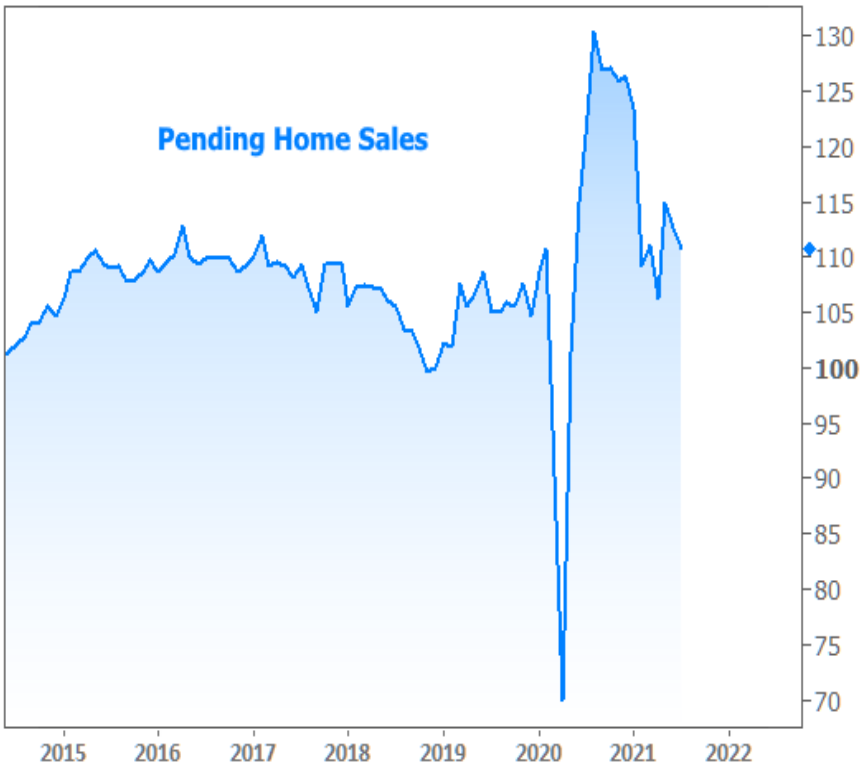

Subscribe to my newsletter online at: http://mortgageratesupdate.com/bennett-capital-partners-mortgage-brokers

© 2026 MBS Live, LLC. - This newsletter is a service of MarketNewsletters.com.

The interest rates provided in this newsletter are national averages from independent data sources. Rate/APR terms may differ from those listed above based on the creditworthiness of the borrower. All information provided "as is" for informational purposes only, not intended for trading purposes or financial advice.

Read or subscribe to my newsletter online at: http://mortgageratesupdate.com/bennett-capital-partners-mortgage-brokers

Recent Economic Data

Date	Event	Actual	Forecast	Prior
Monday, Aug 30				
10:00AM	Jul Pending Sales Index	110.7		112.8
10:00AM	Jul Pending Home Sales (%)	-1.8	0.4	-1.9
Tuesday, Aug 31				
9:00AM	Jun Monthly Home Price yy (%)	18.8		18.0
9:00AM	Jun CaseShiller 20 yy (%)	19.1	18.5	17.0
9:45AM	Aug Chicago PMI	66.8	68.0	73.4
10:00AM	Aug Consumer confidence	113.8	124.0	129.1
Wednesday, Sep 01				
7:00AM	w/e MBA Purchase Index	259.0		257.5
7:00AM	w/e MBA Refi Index	3385.8		3520.7
8:15AM	Aug ADP National Employment (k)	374	613	330
10:00AM	Aug ISM Manufacturing PMI	59.9	58.6	59.5
10:00AM	Jul Construction spending (%)	0.3	0.2	0.1
Thursday, Sep 02				
8:30AM	w/e Jobless Claims (k)	340	335	353
Friday, Sep 03				
8:30AM	Aug Non-farm payrolls (k)	235	728	943
8:30AM	Aug Average earnings mm (%)	0.6	0.3	0.4
8:30AM	Aug Unemployment rate mm (%)	5.2	5.2	5.4
10:00AM	Aug ISM N-Mfg PMI	61.7	61.5	64.1
Monday, Sep 06				
12:00AM	Labor Day			
Tuesday, Sep 07				
1:00PM	3-Yr Note Auction (bl)	58		
Wednesday, Sep 08				
7:00AM	w/e MBA Purchase Index	258.4		259.0
7:00AM	w/e MBA Refi Index	3292.1		3385.8
Friday, Sep 10				
8:30AM	Aug Core Producer Prices YY (%)	6.7	6.6	6.2
10:00AM	Jul Wholesale inventories mm (%)	0.6	0.6	0.6
Tuesday, Oct 12				
1:00PM	10-yr Note Auction (bl)	38		
Wednesday, Oct 13				
1:00PM	30-Yr Bond Auction (bl)	24		

Event Importance:

No Stars = Insignificant
☆ Low
★ Moderate
★★ Important
★★ Very Important

© 2026 MBS Live, LLC. - This newsletter is a service of MarketNewsletters.com.

The interest rates provided in this newsletter are national averages from independent data sources. Rate/APR terms may differ from those listed above based on the creditworthiness of the borrower. All information provided "as is" for informational purposes only, not intended for trading purposes or financial advice.

Read or subscribe to my newsletter online at: http://mortgageratesupdate.com/bennett-capital-partners-mortgage-brokers

From Bennett Capital Partners Mortgage Brokers

At Bennett Capital Partners Mortgage Brokers, located on Brickell Avenue in Miami, we are your trusted Florida mortgage broker, specializing in residential and commercial loans.

Our services are tailored to your needs, offering competitive rates and fast turnarounds. Whether you're seeking a conventional, VA, or FHA loan, we've got you covered. We also offer financing for warrantable and non-warrantable condos, condo-tels, first-time homebuyers, foreign nationals, and more.

Our specialties include:

- DSCR loans
- No Doc Loans
- Hard money loans
- Bridge Loans
- Private lending
- Jumbo loans
- Investment property loans
- 100 percent financing

We proudly serve all of Florida, including areas like Edgewater, South Beach, Brickell, Coral Gables, Tampa, Orlando, Fort Lauderdale, Naples, and more. Contact us today for expert mortgage advice and personalized loan solutions across the state!

Philip Bennett

REALTOR®

EQUAL HOUSING OPPORTUNITY

© 2026 MBS Live, LLC. - This newsletter is a service of MarketNewsletters.com.

The interest rates provided in this newsletter are national averages from independent data sources. Rate/APR terms may differ from those listed above based on the creditworthiness of the borrower. All information provided "as is" for informational purposes only, not intended for trading purposes or financial advice.

Read or subscribe to my newsletter online at: http://mortgageratesupdate.com/bennett-capital-partners-mortgage-brokers