Philip Bennett
President, Bennett Capital Partners Mortgage Brokers
Business NMLS # 2046862
1101 Brickell Ave STE 800 Miami, FL 33131

Office: 800-457-9057
Mobile: 305-407-0747
philip@bcpmortgage.com
View My Website

When Will The Mortgage Market Actually Care About Rising Rates?

There's an **obvious** trend toward higher rates as far as Treasury yields are concerned. This goes all the way back to August.

Treasury yields and mortgage rates historically correlate quite well. But mortgage rates have almost completely ignored that correlation recently. In fact, most of the 2nd half of 2020 saw mortgage rates **fall** while Treasury yields continued higher.

National Average Mortgage Rates

Mortgage News Daily	Rate	Change	Points
30YR Fixed	7.33%	**0.00**	0.00
15YR Fixed	7.01%	**+0.02**	0.00
30YR FHA	6.98%	**+0.02**	0.00
30YR Jumbo	7.60%	**0.00**	0.00
7/6 SOFR	6.85%	**+0.03**	0.00
30YR VA	6.99%	**+0.01**	0.00

Rates as of: 10/27

MBS and Treasury

	Price / Yield	Change
MBS UMBS 6.0	99.32	**-0.13**
10 YR Treasury	5.0144	**+0.0156**
30 YR Treasury	5.3114	**-0.0005**

Pricing as of: 10/28 8:02AM EST

Recent Housing Data

		Value	Change
Mortgage Apps	Oct 14	188.6	-5.32%
Building Permits	Sep	1.4M	+0.43%
Housing Starts	Sep	1.22M	-4.24%
New Home Sales	Aug	684K	+12.69%
Pending Home Sales	Aug	71.2	0%
Existing Home Sales	Oct	3.99M	+0.25%
Builder Confidence	Oct	29	-9.38%

© 2026 MBS Live, LLC. - This newsletter is a service of MarketNewsletters.com.

The interest rates provided in this newsletter are national averages from independent data sources. Rate/APR terms may differ from those listed above based on the creditworthiness of the borrower. All information provided "as is" for informational purposes only, not intended for trading purposes or financial advice.

Read or subscribe to my newsletter online at: http://mortgageratesupdate.com/bennett-capital-partners-mortgage-brokers

The chart above doesn't tell the whole story because it uses a separate y-axis for each line. Here's the same time frame with mortgage rates and 10yr yields on the same axis:

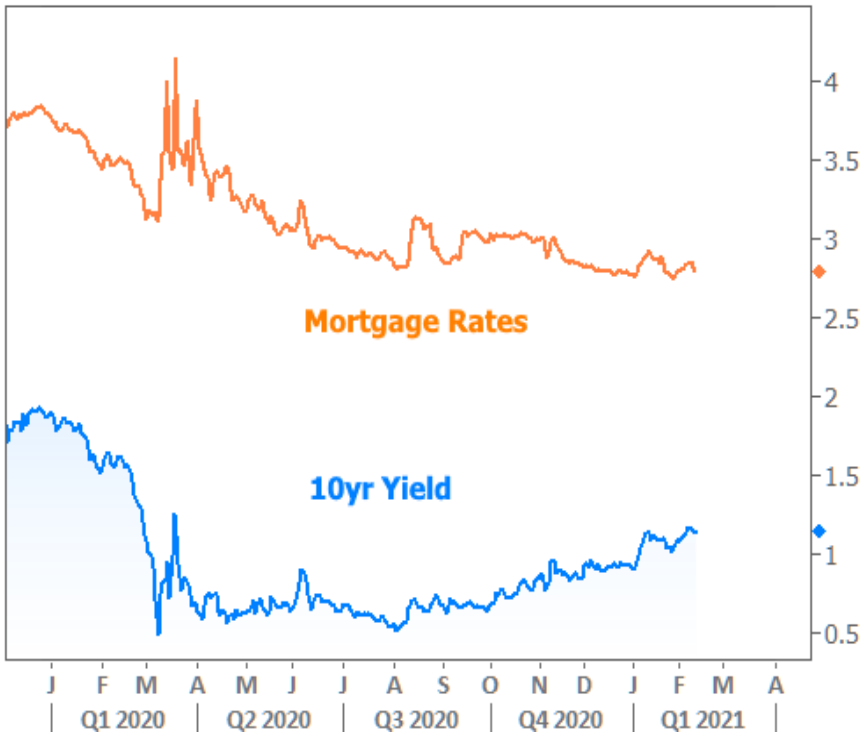

That **still** doesn't tell us much although we can certainly see different patterns. Here's another look at the same two rates on the same axis, but this time we're charting the **CHANGE** since Jan 1, 2020.

© 2026 MBS Live, LLC. - This newsletter is a service of MarketNewsletters.com.

The interest rates provided in this newsletter are national averages from independent data sources. Rate/APR terms may differ from those listed above based on the creditworthiness of the borrower. All information provided "as is" for informational purposes only, not intended for trading purposes or financial advice.

Read or subscribe to my newsletter online at: http://mortgageratesupdate.com/bennett-capital-partners-mortgage-brokers

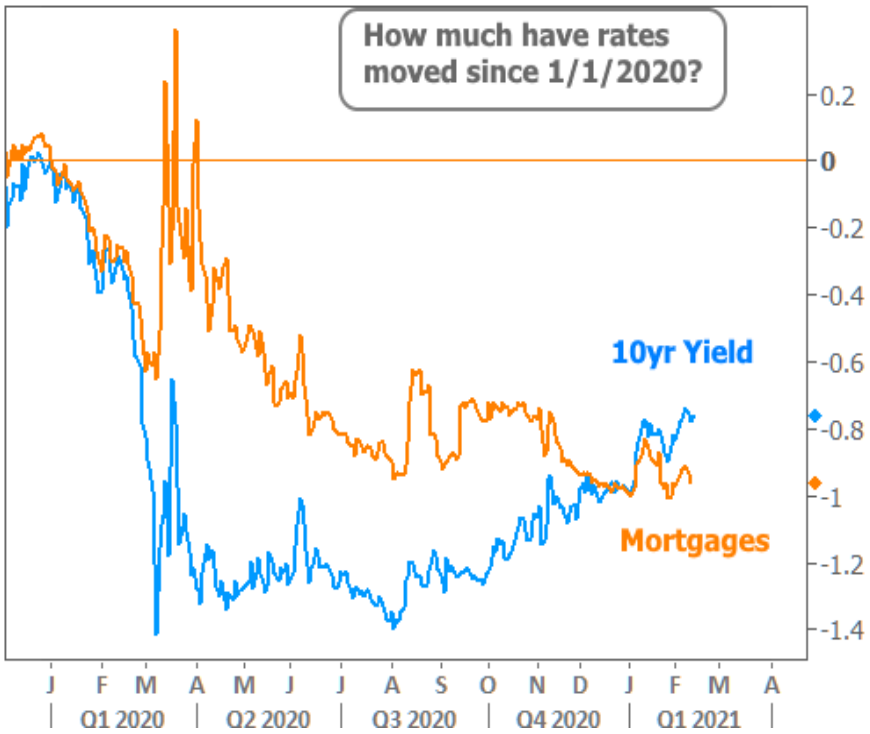

This one probably tells the story better than the rest. Mortgage rates simply **weren't able** to drop as quickly as Treasury yields at the beginning of the pandemic and have been closing the gap ever since. As of late 2020, they finally got on the same page again.

With that being the case, are mortgage rates now at the whim of the broader bond market? Yes and no. The reasons are fairly technical, so they'll be included as a "nerdy addendum" at the end of the newsletter. The **quick version** is that mortgage rates have been and will continue to be **less and less likely** to defy rising rate trends in the broader bond market.

So should we **expect rising rate trends to continue?** Here too, the answer is yes and no, but it's easier to make a case for "yes." Bonds care deeply about the course of the pandemic and the economic recovery. Covid case counts alone can explain a lot of the momentum in the past year.

© 2026 MBS Live, LLC. - This newsletter is a service of MarketNewsletters.com.

The interest rates provided in this newsletter are national averages from independent data sources. Rate/APR terms may differ from those listed above based on the creditworthiness of the borrower. All information provided "as is" for informational purposes only, not intended for trading purposes or financial advice.

Read or subscribe to my newsletter online at: http://mortgageratesupdate.com/bennett-capital-partners-mortgage-brokers

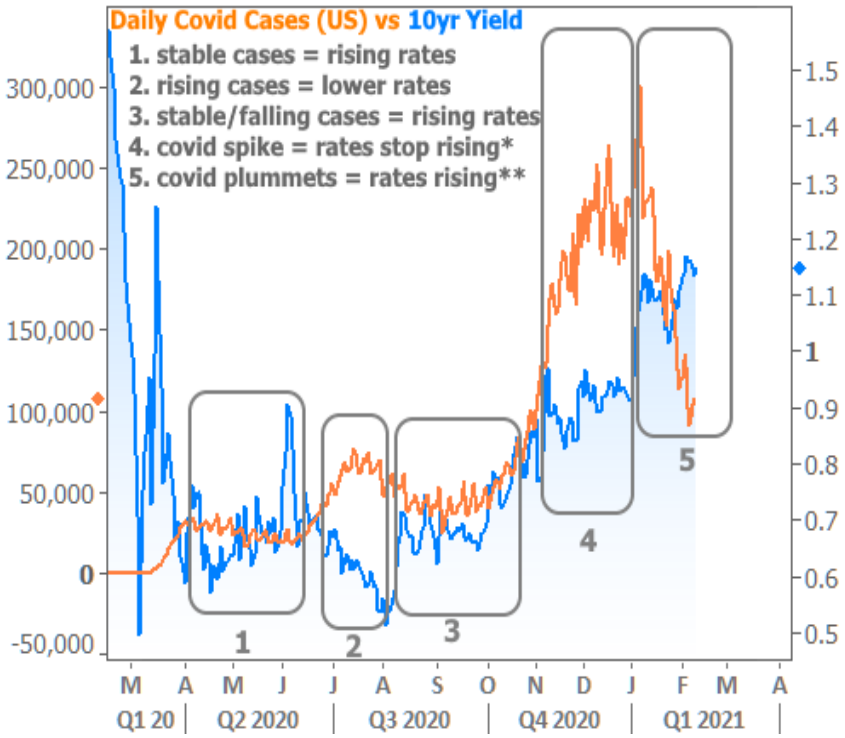

** This was a complicated time frame for bonds. Markets were already well aware that case counts would be spiking in the winter. If cases had only risen modestly at the end of the year, bond yields might have actually continued to rise. But the bigger spike in cases instead helped bonds avoid making new highs for a time. On a separate note, bond yields were pushed higher in early November due to the presidential election.*

*** Here too, falling case counts were largely assumed, but they certainly aren't helping bonds. The rate spike in early January had more to do with politics (as the GA senate election gave unified control to democrats, thus increasingly Treasury issuance expectations. Higher issuance = higher bond yields/rates).*

But as is always the case with financial markets, if rates were 100% certainly going to be higher, they **already would be!**

The jury is still out on how the pandemic reshapes the economy. Will the **10 million missing jobs** return in any significant way? Will inflation actually move above 2% any time soon? Until the labor market improves and inflation rises, the Federal Reserve will be doing a lot to keep rates **much lower** than they otherwise would be. The **biggest shocks** to the mortgage market are reserved for the day when the Fed begins to withdraw support.

Fortunately, we should be able to see that coming to some extent based on data we know the Fed cares about. This week's example was the Consumer Price Index (CPI)--one of the two big **inflation** reports that come out each month.

The Fed's inflation framework suggests the "Core CPI" should be 2% or higher on some reasonably sustained basis. It was 1.6 last month and expected to drop to 1.5 this month. Instead, it dropped to 1.4! **Translation:** inflation is moving the wrong direction if it's trying to scare mortgage rates. Granted, this is just one report and things can change in coming months, but it speaks to a relatively lower sense of urgency until further notice.

Next week brings a market closure on Monday for Presidents Day. After that, there are several relevant economic reports on tap, with the headliner being Retail Sales on Wednesday. If the data is stronger than forecast, it implies upward pressure on rates. Any significant progress on stimulus legislation could add to that pressure.

© 2026 MBS Live, LLC. - This newsletter is a service of MarketNewsletters.com.

The interest rates provided in this newsletter are national averages from independent data sources. Rate/APR terms may differ from those listed above based on the creditworthiness of the borrower. All information provided "as is" for informational purposes only, not intended for trading purposes or financial advice.

Read or subscribe to my newsletter online at: http://mortgageratesupdate.com/bennett-capital-partners-mortgage-brokers

Now For The Nerdy Addendum!

So why have mortgage rates been able to outperform Treasuries so much, and why might those good times be running out?

1) Mortgage bonds vs Treasuries. Although mortgage-backed bonds (what mortgage rates are actually based on) tend to correlate very well with Treasuries, that relationship has been more volatile than ever before since Covid. Mortgage bonds have done much better than Treasuries since September. When that happens, lenders have more pricing power (i.e. they have room to drop rates or keep them low, even if Treasury yields don't agree).

Yes, this has helped mortgages outperform, but have we seen the limit of this outperformance? Charting the spread between mortgage bond yields and Treasuries provides answers. Outperformance (i.e. the lower the blue line goes) is at record levels. It will have a hard time moving much lower.

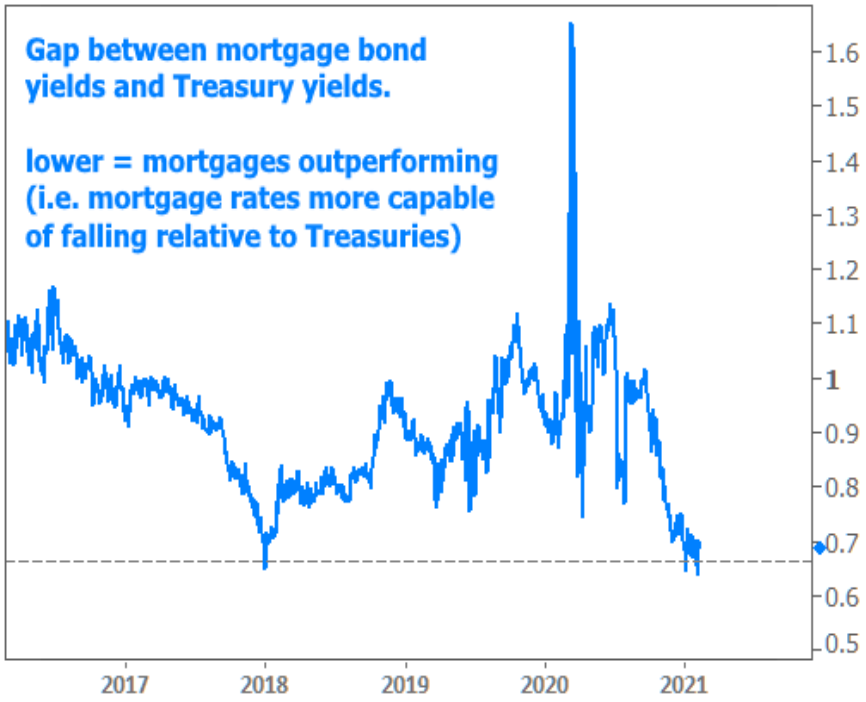

2) Treasury-specific concerns. This is more of a sub-component of the previous bullet point because anything that's bad for Treasuries specifically will also be good for the spread between mortgage bonds and Treasuries. In other words, "some stuff" is pushing Treasury yields higher, but not mortgage bond yields. Said "stuff" mostly has to do with large amounts of Treasury bond issuance.

3) Mortgage Lender Margins. This is arguably the biggest deal here, and perhaps the easiest to understand. Mortgage lenders simply couldn't drop rates as fast as Treasuries OR mortgage bonds suggested earlier in 2020. They would have been overwhelmed, and the rapid refinances of just-issued bonds would have done serious damage to the mortgage market.

The following chart measures the gap between mortgage rates and mortgage bonds. The higher it is, the more cushion lenders have. That cushion can be used to absorb bond market movement that would normally imply higher rates, or it can be used to bring rates lower when the bond market is flat. Either way, it's starting to get thin.

Granted, it might look like there is a lot of cushion remaining, but as we've discussed time and again, there is a "new normal" that will be higher than the previously normal range. The fact that we've bounced a few times at 1.35 means we might be looking at the new normal. It's too soon to tell if this will be a new "floor" for the range or just a temporary road block.

© 2026 MBS Live, LLC. - This newsletter is a service of MarketNewsletters.com.

The interest rates provided in this newsletter are national averages from independent data sources. Rate/APR terms may differ from those listed above based on the creditworthiness of the borrower. All information provided "as is" for informational purposes only, not intended for trading purposes or financial advice.

Read or subscribe to my newsletter online at: http://mortgageratesupdate.com/bennett-capital-partners-mortgage-brokers

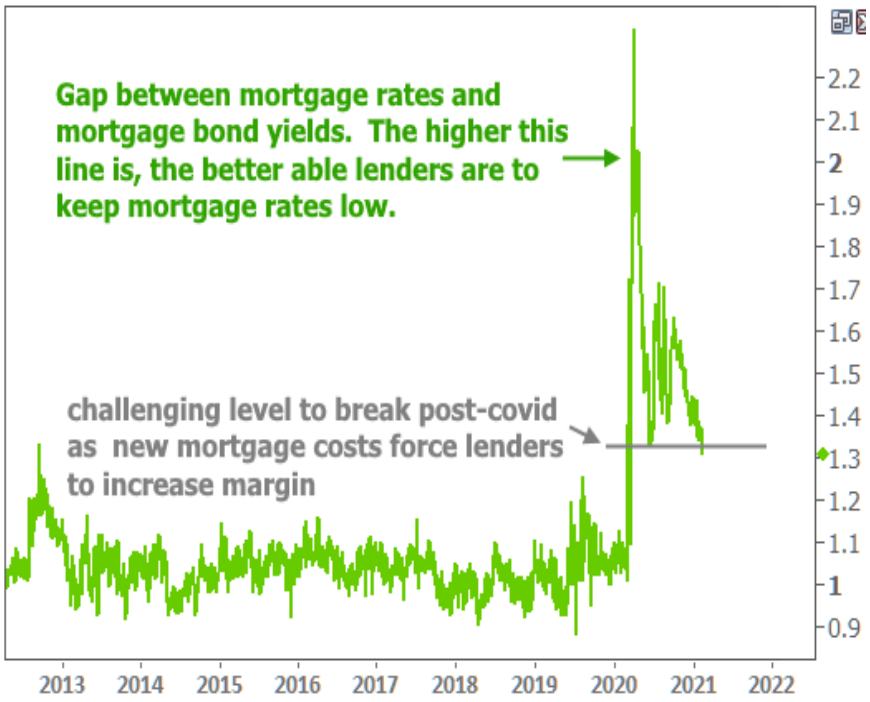

Super-condensed translation:

- The bonds that dictate mortgage rates have done amazingly well compared to Treasury yields
- Mortgage rates have done amazingly well compared to mortgage bonds (after an initial blow-out at the start of the pandemic).
- Both factors made low mortgages almost invincible by the end of 2020
- But both factors are showing signs of fatigue.

Subscribe to my newsletter online at: http://mortgageratesupdate.com/bennett-capital-partners-mortgage-brokers

Recent Economic Data

Date	Event	Actual	Forecast	Prior
Tuesday, Feb 09				
1:00PM	3-Yr Note Auction (bl)	58		
Wednesday, Feb 10				
7:00AM	w/e MBA Refi Index	4549.2		4746.2
7:00AM	w/e MBA Purchase Index	318.8		334.6
8:30AM	Jan Core CPI (Annual) (%)	1.4	1.5	1.6
10:00AM	Dec Wholesale inventories mm (%)	0.3	0.1	0.1
Thursday, Feb 11				
8:30AM	w/e Jobless Claims (k)	793	775	779
8:30AM	w/e Continued Claims (ml)	4.545	4.490	4.592
Friday, Feb 12				
10:00AM	Feb Consumer Sentiment	76.2	80.8	79.0

Event Importance:

No Stars = Insignificant
☆ Low
★ Moderate
★★ Important
★★ Very Important

© 2026 MBS Live, LLC. - This newsletter is a service of MarketNewsletters.com.

The interest rates provided in this newsletter are national averages from independent data sources. Rate/APR terms may differ from those listed above based on the creditworthiness of the borrower. All information provided "as is" for informational purposes only, not intended for trading purposes or financial advice.

Read or subscribe to my newsletter online at: http://mortgageratesupdate.com/bennett-capital-partners-mortgage-brokers

Date	Event	Actual	Forecast	Prior
10:00AM	Feb 1yr Inflation Outlook (%)	3.3		3.0
10:00AM	Feb 5yr Inflation Outlook (%)	2.7		2.7
Tuesday, Feb 16				
8:30AM	Feb NY Fed Manufacturing	12.10	6.00	3.50
Wednesday, Feb 17				
8:30AM	Jan Retail Sales (%)	5.3	1.1	-0.7
8:30AM	Jan Core Producer Prices YY (%)	2.0	1.1	1.2
9:15AM	Jan Industrial Production (%)	0.9	0.5	1.6
10:00AM	Feb NAHB housing market indx	84	83	83
10:00AM	Dec Business Inventories (%)	0.6	0.5	0.5
Thursday, Feb 18				
8:30AM	Jan Import prices mm (%)	1.4	1.0	0.9
8:30AM	Jan Export prices mm (%)	2.5	0.7	1.1
8:30AM	Jan Building permits: number (ml)	1.881	1.678	1.704
8:30AM	Jan Housing starts number mm (ml)	1.580	1.658	1.669
8:30AM	Feb Philly Fed Business Index	23.1	20.0	26.5
8:30AM	Jan Build permits: change mm (%)	10.4		4.2
8:30AM	Jan House starts mm: change (%)	-6.0		5.8
Friday, Feb 19				
9:45AM	Feb PMI-Composite (source:Markit)	58.8		58.7
10:00AM	Jan Exist. home sales % chg (%)	0.6	-1.5	0.7
10:00AM	Jan Existing home sales (ml)	6.69	6.61	6.76
Monday, Apr 12				
1:00PM	10-yr Note Auction (bl)	38		
Tuesday, Apr 13				
1:00PM	30-Yr Bond Auction (bl)	24		

© 2026 MBS Live, LLC. - This newsletter is a service of MarketNewsletters.com.

The interest rates provided in this newsletter are national averages from independent data sources. Rate/APR terms may differ from those listed above based on the creditworthiness of the borrower. All information provided "as is" for informational purposes only, not intended for trading purposes or financial advice.

Read or subscribe to my newsletter online at: http://mortgageratesupdate.com/bennett-capital-partners-mortgage-brokers

From Bennett Capital Partners Mortgage Brokers

At Bennett Capital Partners Mortgage Brokers, located on Brickell Avenue in Miami, we are your trusted Florida mortgage broker, specializing in residential and commercial loans.

Our services are tailored to your needs, offering competitive rates and fast turnarounds. Whether you're seeking a conventional, VA, or FHA loan, we've got you covered. We also offer financing for warrantable and non-warrantable condos, condo-tels, first-time homebuyers, foreign nationals, and more.

Our specialties include:

- DSCR loans
- No Doc Loans
- Hard money loans
- Bridge Loans
- Private lending
- Jumbo loans
- Investment property loans
- 100 percent financing

We proudly serve all of Florida, including areas like Edgewater, South Beach, Brickell, Coral Gables, Tampa, Orlando, Fort Lauderdale, Naples, and more. Contact us today for expert mortgage advice and personalized loan solutions across the state!

Philip Bennett

REALTOR®

EQUAL HOUSING OPPORTUNITY

© 2026 MBS Live, LLC. - This newsletter is a service of MarketNewsletters.com.

The interest rates provided in this newsletter are national averages from independent data sources. Rate/APR terms may differ from those listed above based on the creditworthiness of the borrower. All information provided "as is" for informational purposes only, not intended for trading purposes or financial advice.

Read or subscribe to my newsletter online at: http://mortgageratesupdate.com/bennett-capital-partners-mortgage-brokers