Philip Bennett
President, Bennett Capital Partners Mortgage Brokers
Business NMLS # 2046862
1101 Brickell Ave STE 800 Miami, FL 33131

Office: 800-457-9057
Mobile: 305-407-0747
philip@bcpmortgage.com
View My Website

New Loan Limits Soon; Refi Fee Confusion; and Rate Volatility

Rarely does the month of November offer so much activity for the housing and mortgage markets, but it always offers an updated conforming loan limit.

This refers to the maximum loan amount for mortgages that "conform" to the guidelines of housing agencies Fannie Mae and Freddie Mac. These account for a vast majority of the mortgage market.

Because conforming loans typically offer the most competitive rates, loan limits have a distinct impact on affordability in certain price ranges. In fact, many shoppers will limit their preferred price range to homes they can finance with a conforming loan.

That makes November an exciting month for anyone who happens to need a great rate on a loan amount closer to 550k as opposed to the prevailing $510,400 loan limit.

Even if your price aspirations are much lower or higher than that, new loan limits affect everyone by increasing turnover in the housing market. Also, if you're shopping in a higher cost county, those loan limits will increase proportionally. To keep things simple, we'll just focus on the base conforming limit.

Do we already know that the new limit will go up to $550k?

Not exactly. But it will certainly be a lot closer to that than the current limit of $510,400.

How do we know?

New limits are based directly on a certain set of home price data collected by Fannie and Freddie's regulator, FHFA (not to be confused with FHA). That data set is only published quarterly (and it doesn't come out until November 24th), but it tends to stick reasonably close to the monthly version of FHFA's home price index. And we do have that!

In other words, even though we're waiting for an entire quarter of data (July/Aug/Sept), we already have other data for July and August that has historically been almost exactly the same.

National Average Mortgage Rates

Mortgage News Daily	Rate	Change	Points
30YR Fixed	7.33%	**0.00**	0.00
15YR Fixed	7.01%	**+0.02**	0.00
30YR FHA	6.98%	**+0.02**	0.00
30YR Jumbo	7.60%	**0.00**	0.00
7/6 SOFR	6.85%	**+0.03**	0.00
30YR VA	6.99%	**+0.01**	0.00

Rates as of: 10/27

MBS and Treasury

	Price / Yield	Change
MBS UMBS 6.0	99.32	**-0.13**
10 YR Treasury	5.0186	**+0.0198**
30 YR Treasury	5.3178	**+0.0059**

Pricing as of: 10/28 8:01AM EST

Recent Housing Data

		Value	Change
Mortgage Apps	Oct 14	188.6	-5.32%
Building Permits	Sep	1.4M	+0.43%
Housing Starts	Sep	1.22M	-4.24%
New Home Sales	Aug	684K	+12.69%
Pending Home Sales	Aug	71.2	0%
Existing Home Sales	Oct	3.99M	+0.25%
Builder Confidence	Oct	29	-9.38%

© 2026 MBS Live, LLC. - This newsletter is a service of MarketNewsletters.com.

The interest rates provided in this newsletter are national averages from independent data sources. Rate/APR terms may differ from those listed above based on the creditworthiness of the borrower. All information provided "as is" for informational purposes only, not intended for trading purposes or financial advice.

Read or subscribe to my newsletter online at: http://mortgageratesupdate.com/bennett-capital-partners-mortgage-brokers

So what do those 2 months tell us?

In a nutshell, while it's a curse in many regards, covid has ultimately been a blessing for home price appreciation. This is no mystery to those who've been buying, selling, or simply following the housing market recently.

In addition to causing a massive (but temporary) slowdown in new construction, covid's biggest impact on the housing supply chain has been to almost completely erase the typical seasonal spike in existing home inventory. Inventory has definitely already turned a corner heading into the winter, so we already know prices won't suffer due to a sudden glut of homes hitting the market.

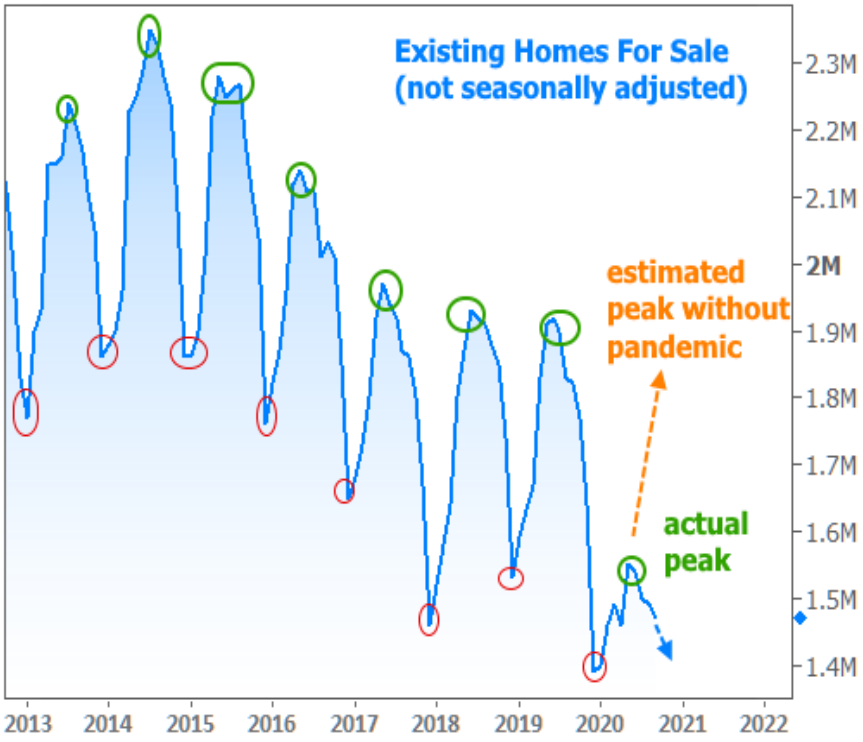

July and August also tell us that there was a noticeable shift in home price appreciation as the nation increasingly got back to business after the initial wave of lockdowns. Here's how it changed the annual home price trend:

© 2026 MBS Live, LLC. - This newsletter is a service of MarketNewsletters.com.

The interest rates provided in this newsletter are national averages from independent data sources. Rate/APR terms may differ from those listed above based on the creditworthiness of the borrower. All information provided "as is" for informational purposes only, not intended for trading purposes or financial advice.

Read or subscribe to my newsletter online at: http://mortgageratesupdate.com/bennett-capital-partners-mortgage-brokers

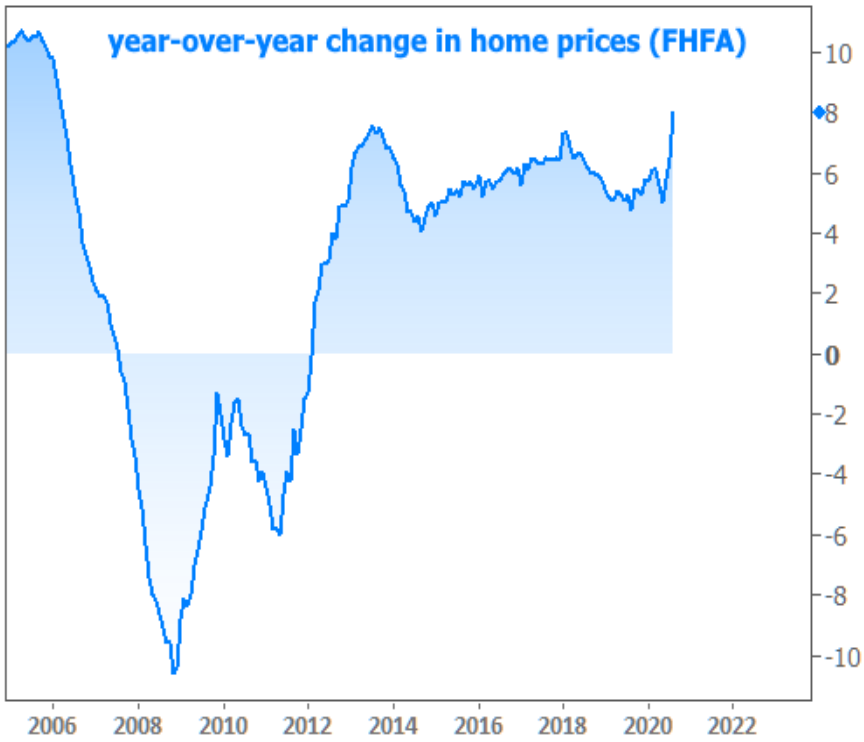

Now let's zoom in to monthly changes in prices. In the following chart, we can more clearly see the temporary drop in prices at the onset of the pandemic, followed by the surge.

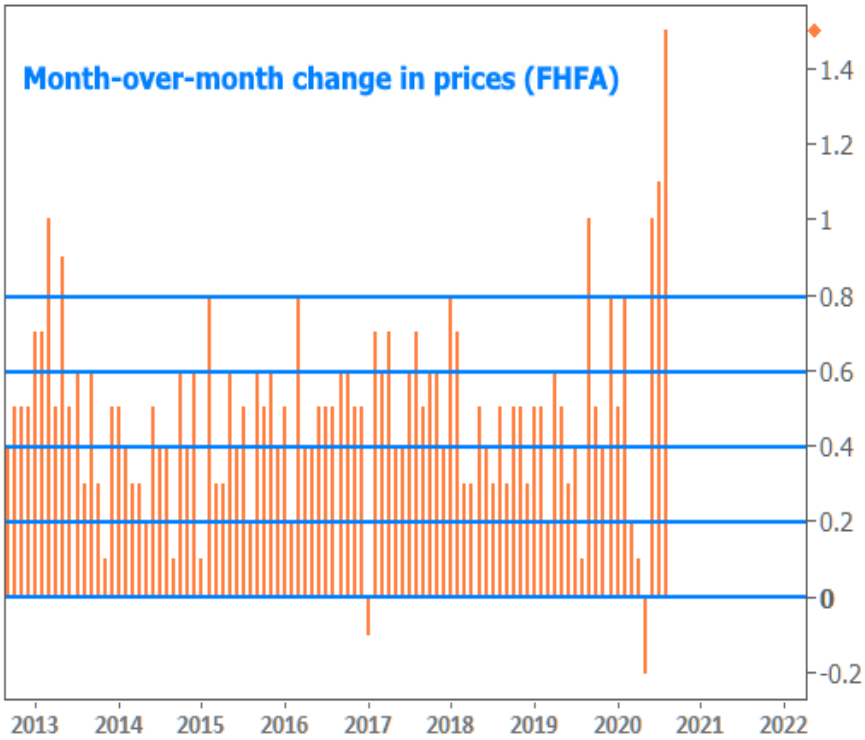

In other words, prices exploded higher in June and increased even faster in July and August. This monthly chart allows us to make an informed guess as to where September will come in. It could be in the same territory as recent months, but even if it were to fall all the way back to zero (highly unlikely), the new loan limit would still benefit from the huge gains in the other two months. In that overly-pessimistic case, we'd be looking at something around $546k.

© 2026 MBS Live, LLC. - This newsletter is a service of MarketNewsletters.com.

The interest rates provided in this newsletter are national averages from independent data sources. Rate/APR terms may differ from those listed above based on the creditworthiness of the borrower. All information provided "as is" for informational purposes only, not intended for trading purposes or financial advice.

Read or subscribe to my newsletter online at: http://mortgageratesupdate.com/bennett-capital-partners-mortgage-brokers

Where does that number come from?

Again, we're forced to estimate based on FHFA's monthly data set, and the quarterly numbers won't be exactly the same, but assuming they're as close as they normally are, the relevant number in the price index is September 2019's value of 278.3.

FHFA Home Price Index Values

(Nationwide, Purchase-Only, Seasonally Adjusted)

August-20	297.7
July-20	293.3
June-20	290.1
May-20	287.1
April-20	287.6
March-20	287.2
February-20	286.6
January-20	284.3
December-19	283.0
November-19	280.7
October-19	279.6
September-19	278.3
August-19	275.5
July-19	275.3
June-19	274.2
May-19	273.5
April-19	272.2
March-19	270.6

Once we have September 2020's value, dividing it by 2019's value will let us know how much to increase the current loan limit of 510,400. If we assume no change from August, here's the math:

Step 1: 297.7 ÷ 278.3 = 1.0697

Step 2: $510,400 x 1.0697 = $545,975

A few other potential scenarios:

$549,800 (if prices rose at an average pre-covid pace)

$553,630 (if prices rose at the same pace as August)

$551,075 (if prices rose at the slower pace seen in June/July)

© 2026 MBS Live, LLC. - This newsletter is a service of MarketNewsletters.com.

The interest rates provided in this newsletter are national averages from independent data sources. Rate/APR terms may differ from those listed above based on the creditworthiness of the borrower. All information provided "as is" for informational purposes only, not intended for trading purposes or financial advice.

Read or subscribe to my newsletter online at: http://mortgageratesupdate.com/bennett-capital-partners-mortgage-brokers

Any way you slice it, unless we assume prices declined, $546k, give or take, is a baseline that's already in place from the first 11 months of the time frame considered. Of course, this is all fairly speculative until we get the actual numbers, but given the actual numbers' historical similarity to the data we just covered, you could do worse as far as educated guesses are concerned.

Refi Fee Confusion

This is just a quick public service announcement for all of those people eyeing the calendar, assuming that the Dec 1st deadline means they can still avoid the fee if they get their loan locked before December 1st.

THAT'S NOT HOW IT WORKS!

The refi fee deadline applies to lenders delivering/securitizing the loan in question with the agencies (Fannie/Freddie). This can happen 2-4 weeks AFTER closing. That means if you're reading this, it's already too late to avoid the fee. Vastly more information in this previous newsletter.

Market Volatility

It's been an interesting couple of weeks for financial markets--especially the bonds that dictate mortgage rates. Actually, mortgage-backed bonds have largely been singing their own tune--as have mortgage rates--but more on that in a moment.

After the election caused rates to rise and fall in the previous week, it was vaccine-related headlines that did the trick this week. Actually they mostly caused rates to rise--especially on Monday when news hit that Pfizer's vaccine was over 90% effective in late stage trial data.

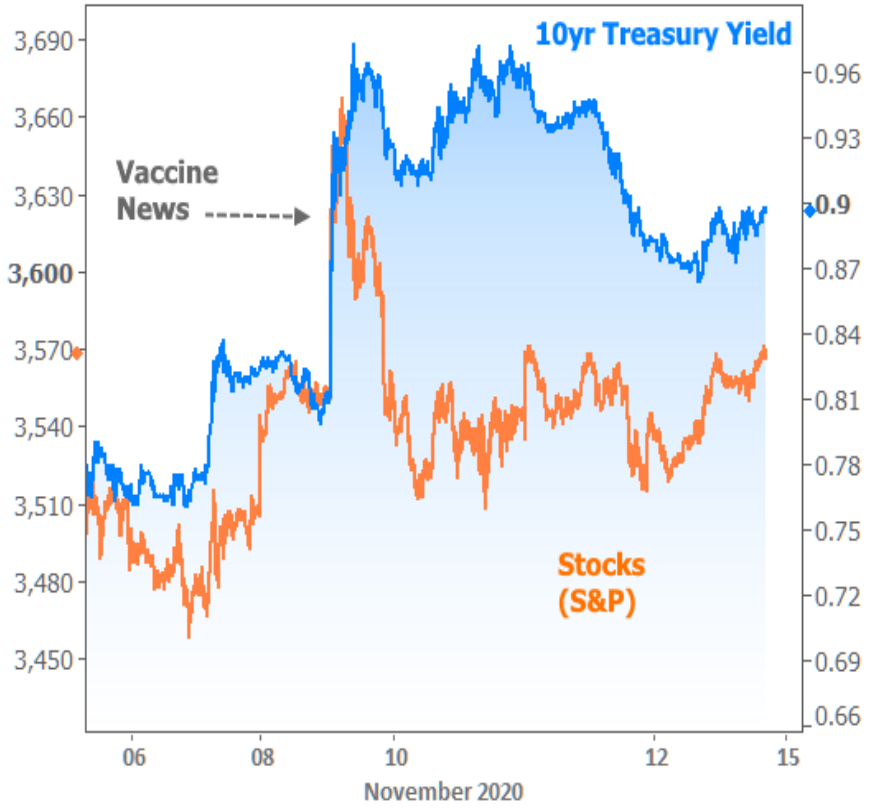

Pretty obvious move for 10yr Treasury yields, but why should we care about those? Here's why:

© 2026 MBS Live, LLC. - This newsletter is a service of MarketNewsletters.com.

The interest rates provided in this newsletter are national averages from independent data sources. Rate/APR terms may differ from those listed above based on the creditworthiness of the borrower. All information provided "as is" for informational purposes only, not intended for trading purposes or financial advice.

Read or subscribe to my newsletter online at: http://mortgageratesupdate.com/bennett-capital-partners-mortgage-brokers

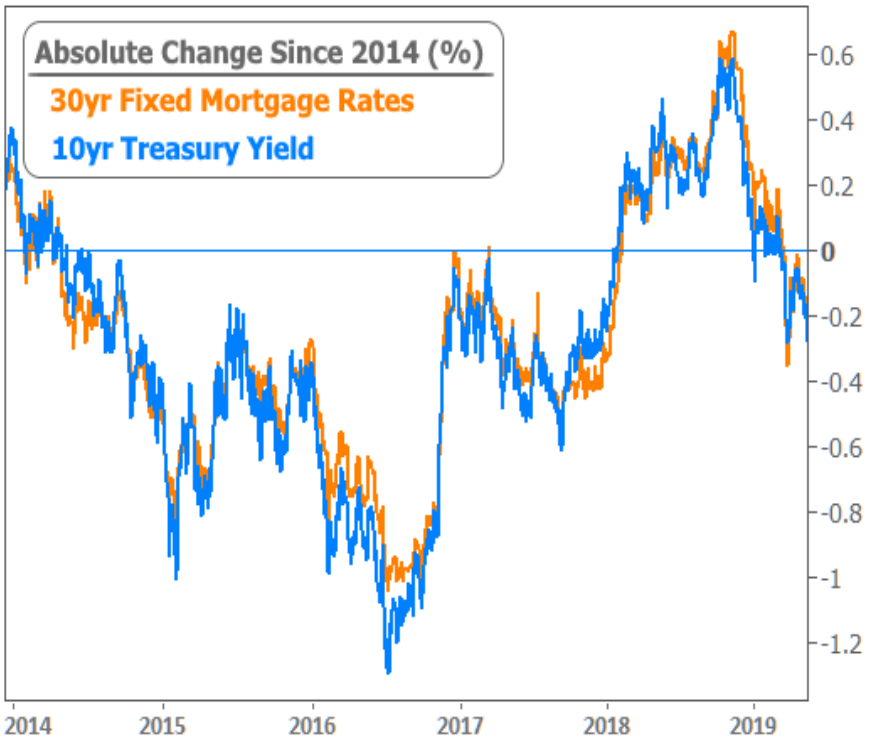

In other words, 10yr yields and mortgage rates are extraordinarily well-correlated over time. That said, the correlation can break down significantly on isolated occasions. It just so happens that the pandemic is now the most glaring example of such a breakdown. Mortgage rates weren't able to fall as fast as Treasury yields on the way down, so now they're enjoying a refreshing amount of resilience as Treasury yields move higher. In fact, mortgage rates are right about where they were at the beginning of October. Meanwhile, the 10yr is roughly 0.30% higher!

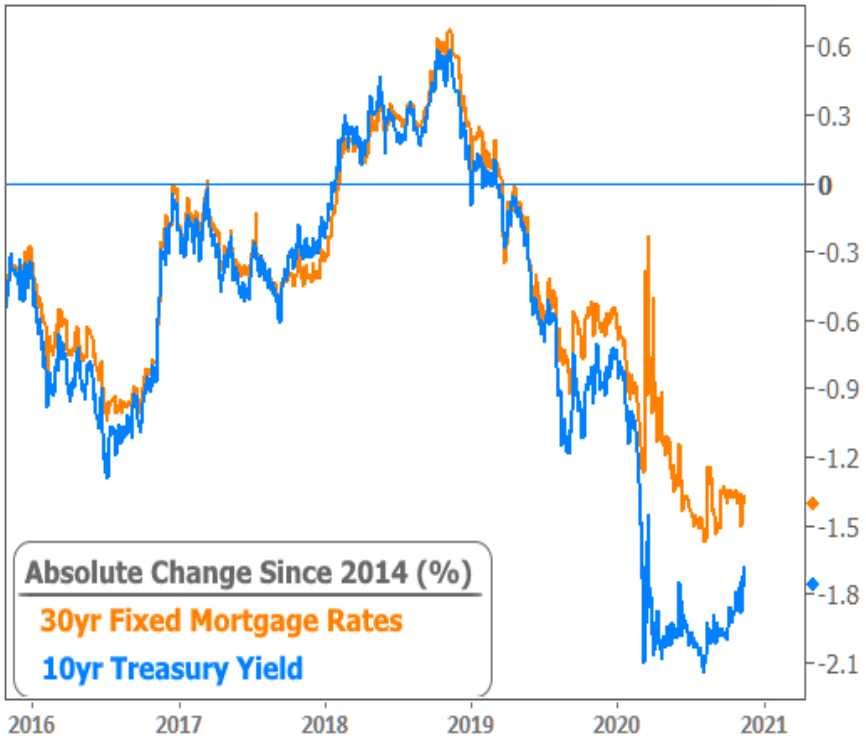

Subscribe to my newsletter online at: http://mortgageratesupdate.com/bennett-capital-partners-mortgage-brokers

© 2026 MBS Live, LLC. - This newsletter is a service of MarketNewsletters.com.

The interest rates provided in this newsletter are national averages from independent data sources. Rate/APR terms may differ from those listed above based on the creditworthiness of the borrower. All information provided "as is" for informational purposes only, not intended for trading purposes or financial advice.

Read or subscribe to my newsletter online at: http://mortgageratesupdate.com/bennett-capital-partners-mortgage-brokers

Recent Economic Data

Date	Event	Actual	Forecast	Prior
Monday, Nov 09				
1:00PM	3-Yr Note Auction (bl)	54		
Wednesday, Nov 11				
7:00AM	w/e MBA Purchase Index	293.5		301.2
7:00AM	w/e Mortgage Refinance Index	3973.1		3949.8
Thursday, Nov 12				
8:30AM	Oct Core CPI (Annual) (%)	1.6	1.8	1.7
8:30AM	w/e Jobless Claims (k)	709	705	751
Friday, Nov 13				
8:30AM	Oct Core Producer Prices YY (%)	1.1	1.2	1.2
10:00AM	Nov Consumer Sentiment	77.0	82.0	81.8
Monday, Nov 16				
8:30AM	Nov NY Fed Manufacturing	6.30	12.75	10.50
Tuesday, Nov 17				
8:30AM	Oct Import prices mm (%)	-0.1	0.2	0.3
8:30AM	Oct Export prices mm (%)	0.2	0.3	0.6
8:30AM	Oct Retail Sales (%)	0.3	0.5	1.9
9:15AM	Oct Industrial Production (%)	1.1	1.0	-0.6
10:00AM	Nov NAHB housing market indx	90	85	85
10:00AM	Sep Business Inventories (%)	0.7	0.6	0.3
Wednesday, Nov 18				
7:00AM	w/e MBA Purchase Index	303.9		293.5
7:00AM	w/e Mortgage Refinance Index	3901.6		3973.1
8:30AM	Oct House starts mm: change (%)	4.9		1.9
8:30AM	Oct Housing starts number mm (ml)	1.530	1.460	1.415
8:30AM	Oct Building permits: number (ml)	1.545	1.560	1.545
8:30AM	Oct Build permits: change mm (%)	0.0		4.7
Thursday, Nov 19				
8:30AM	Nov Philly Fed Business Index	26.3	22.0	32.3
10:00AM	Oct Exist. home sales % chg (%)	4.3	-1.2	9.4
10:00AM	Oct Existing home sales (ml)	6.85	6.45	6.54
10:00AM	Oct Leading index chg mm (%)	0.7	0.7	0.7
Tuesday, Jan 12				
1:00PM	10-yr Note Auction (bl)	38		
Wednesday, Jan 13				
1:00PM	30-Yr Bond Auction (bl)	24		

Event Importance:

No Stars = Insignificant
☆ Low
★ Moderate
★★ Important
★★ Very Important

© 2026 MBS Live, LLC. - This newsletter is a service of MarketNewsletters.com.

The interest rates provided in this newsletter are national averages from independent data sources. Rate/APR terms may differ from those listed above based on the creditworthiness of the borrower. All information provided "as is" for informational purposes only, not intended for trading purposes or financial advice.

Read or subscribe to my newsletter online at: http://mortgageratesupdate.com/bennett-capital-partners-mortgage-brokers

From Bennett Capital Partners Mortgage Brokers

At Bennett Capital Partners Mortgage Brokers, located on Brickell Avenue in Miami, we are your trusted Florida mortgage broker, specializing in residential and commercial loans.

Our services are tailored to your needs, offering competitive rates and fast turnarounds. Whether you're seeking a conventional, VA, or FHA loan, we've got you covered. We also offer financing for warrantable and non-warrantable condos, condo-tels, first-time homebuyers, foreign nationals, and more.

Our specialties include:

- DSCR loans
- No Doc Loans
- Hard money loans
- Bridge Loans
- Private lending
- Jumbo loans
- Investment property loans
- 100 percent financing

We proudly serve all of Florida, including areas like Edgewater, South Beach, Brickell, Coral Gables, Tampa, Orlando, Fort Lauderdale, Naples, and more. Contact us today for expert mortgage advice and personalized loan solutions across the state!

Philip Bennett

REALTOR®

EQUAL HOUSING OPPORTUNITY

© 2026 MBS Live, LLC. - This newsletter is a service of MarketNewsletters.com.

The interest rates provided in this newsletter are national averages from independent data sources. Rate/APR terms may differ from those listed above based on the creditworthiness of the borrower. All information provided "as is" for informational purposes only, not intended for trading purposes or financial advice.

Read or subscribe to my newsletter online at: http://mortgageratesupdate.com/bennett-capital-partners-mortgage-brokers