Philip Bennett
President, Bennett Capital Partners Mortgage Brokers
Business NMLS # 2046862
1101 Brickell Ave STE 800 Miami, FL 33131

Office: 800-457-9057
Mobile: 305-407-0747
philip@bcpmortgage.com
View My Website

Big Bounce in Home Sales And What it Could Mean For Prices

It was an action-packed week for financial markets. Earnings were in full swing. There was a ton of economic data to digest. And of course, there was the Fed announcement and press conference to cause volatility from Wednesday afternoon on. But one of the most interesting developments was the **big bounce** in Pending Home Sales on Tuesday.

Pending Sales are an advance indicator of actual home sales because they track home purchase contract activity. As such, they often **lead** Existing Home Sales numbers by several weeks. Both pending and existing home sales **also** tend to lead home price appreciation, which has been **cooling significantly** in recent months.

In other words, if we're seeing a big bounce in Pending Sales, we're **likely to see a continuation** of the bounce in Existing Home Sales, and in turn, at least some stability in home price appreciation.

Of course, one of those "all things being equal" caveats applies, but generally speaking, if consumers are in a position to buy more and more homes, the conditions that support **stable-to-stronger** home prices are typically in place as well.

The only catch is that it can take quite a while for the stability in price appreciation to show up. This can be seen in the chart below where the most noticeable bounces in home sales tend to occur 8-10 months before we see a response in price trends (keep in mind, the blue line tracks home price CHANGE and not home prices themselves--i.e. as long as the line is above zero, prices are moving **up**).

National Average Mortgage Rates

Mortgage News Daily	Rate	Change	Points
30YR Fixed	7.33%	**0.00**	0.00
15YR Fixed	7.01%	**+0.02**	0.00
30YR FHA	6.98%	**+0.02**	0.00
30YR Jumbo	7.60%	**0.00**	0.00
7/6 SOFR	6.85%	**+0.03**	0.00
30YR VA	6.99%	**+0.01**	0.00

Rates as of: 10/27

MBS and Treasury

	Price / Yield	Change
MBS UMBS 6.0	99.40	**-0.06**
10 YR Treasury	5.0072	**+0.0084**
30 YR Treasury	5.3114	**-0.0005**

Pricing as of: 10/28 7:07AM EST

Recent Housing Data

		Value	Change
Mortgage Apps	Oct 14	188.6	-5.32%
Building Permits	Sep	1.4M	+0.43%
Housing Starts	Sep	1.22M	-4.24%
New Home Sales	Aug	684K	+12.69%
Pending Home Sales	Aug	71.2	0%
Existing Home Sales	Oct	3.99M	+0.25%
Builder Confidence	Oct	29	-9.38%

© 2026 MBS Live, LLC. - This newsletter is a service of MarketNewsletters.com.

The interest rates provided in this newsletter are national averages from independent data sources. Rate/APR terms may differ from those listed above based on the creditworthiness of the borrower. All information provided "as is" for informational purposes only, not intended for trading purposes or financial advice.

Read or subscribe to my newsletter online at: http://mortgageratesupdate.com/bennett-capital-partners-mortgage-brokers

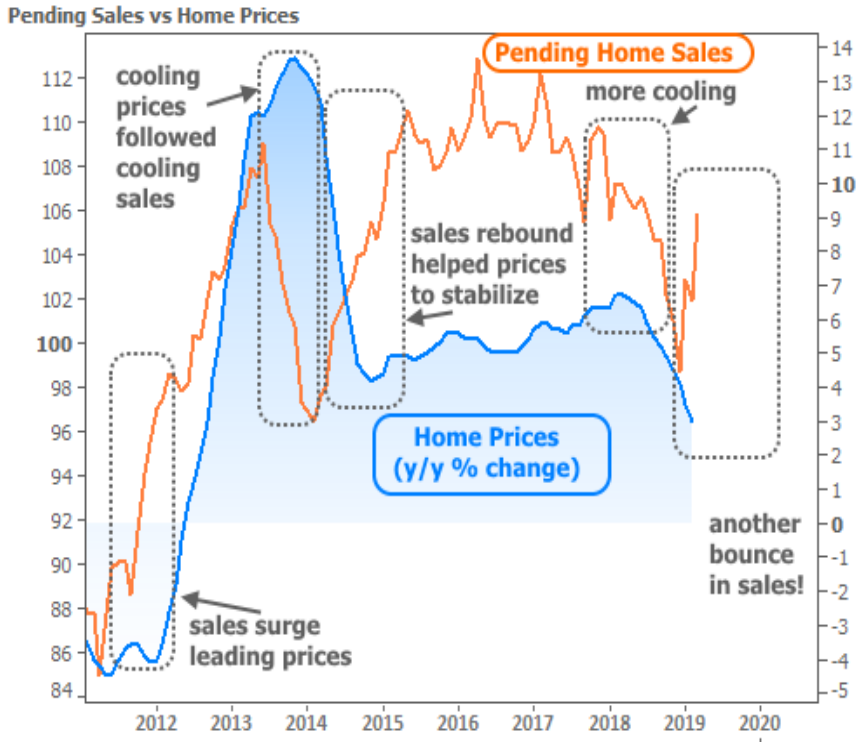

By Wednesday, the big week of economic data and events was in full swing. A weak manufacturing report **pushed rates lower** in the morning and markets reacted favorably to the Fed announcement at 2pm. In this context, "favorably" means that the prices of both stocks and bonds increased (and when bond prices increase, yields/rates move lower).

In fact, both stocks and bonds have been actively trading their expectations for Fed policy all week. If the Fed is friendly, it's seen as a **rising tide** that lifts all boats. If the Fed is feeling less accommodative, both stocks and bonds **suffer**. The result is a breakdown of the typical correlation expected of stock prices and bond yields (aka "rates").

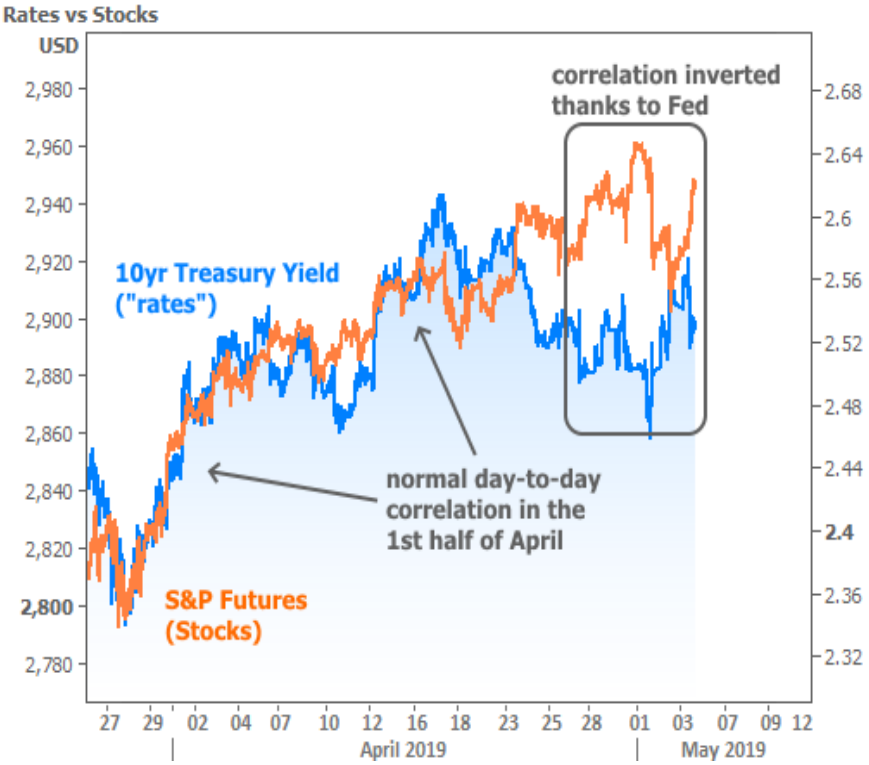

© 2026 MBS Live, LLC. - This newsletter is a service of MarketNewsletters.com.

The interest rates provided in this newsletter are national averages from independent data sources. Rate/APR terms may differ from those listed above based on the creditworthiness of the borrower. All information provided "as is" for informational purposes only, not intended for trading purposes or financial advice.

Read or subscribe to my newsletter online at: http://mortgageratesupdate.com/bennett-capital-partners-mortgage-brokers

While the Fed announcement itself was helpful for both stocks and bonds, 30 minutes later, Fed Chair Powell delivered prepared remarks that **sent markets scrambling** in the other direction. The offending comments included

- A less dire assessment of foreign/global economic risks
- A "merely technical" classification of a policy change that markets may have misinterpreted as a sort of Fed rate cut
- Fair warning that the Fed might make adjustments to its balance sheet that favor shorter term interest rates at the expense of longer term rates (like 10yr Treasury yields and mortgages).

All of the above was enough for an immediate spike in bond yields and a quick reversal for the stock market as seen in the following chart.

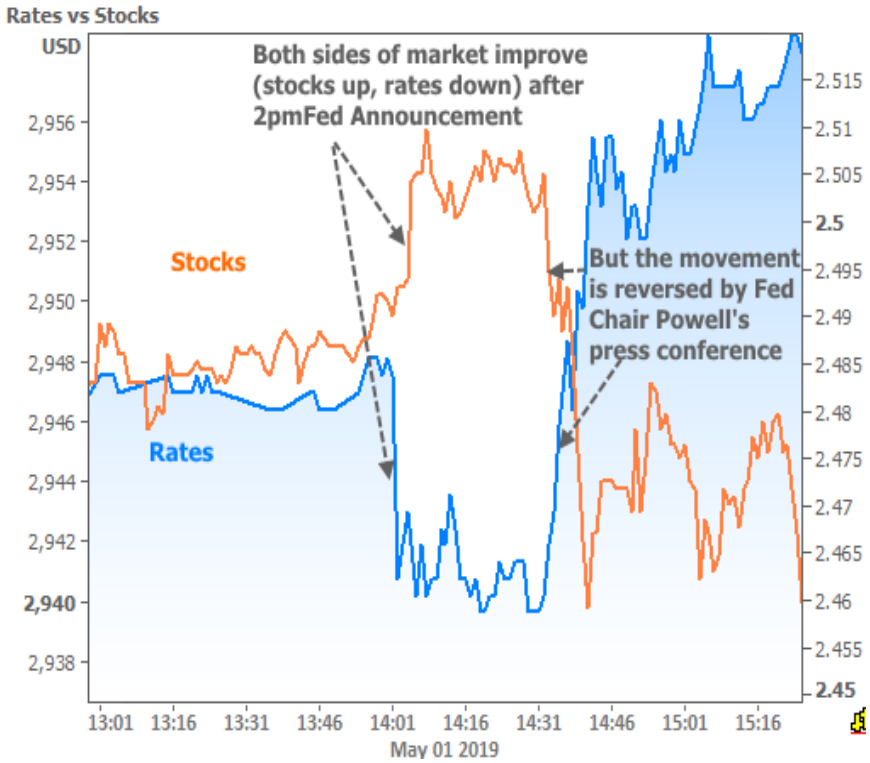

This momentum carried through to the next trading day and it wasn't ultimately reversed for the bond market until the reaction to Friday morning's economic data.

© 2026 MBS Live, LLC. - This newsletter is a service of MarketNewsletters.com.

The interest rates provided in this newsletter are national averages from independent data sources. Rate/APR terms may differ from those listed above based on the creditworthiness of the borrower. All information provided "as is" for informational purposes only, not intended for trading purposes or financial advice.

Read or subscribe to my newsletter online at: http://mortgageratesupdate.com/bennett-capital-partners-mortgage-brokers

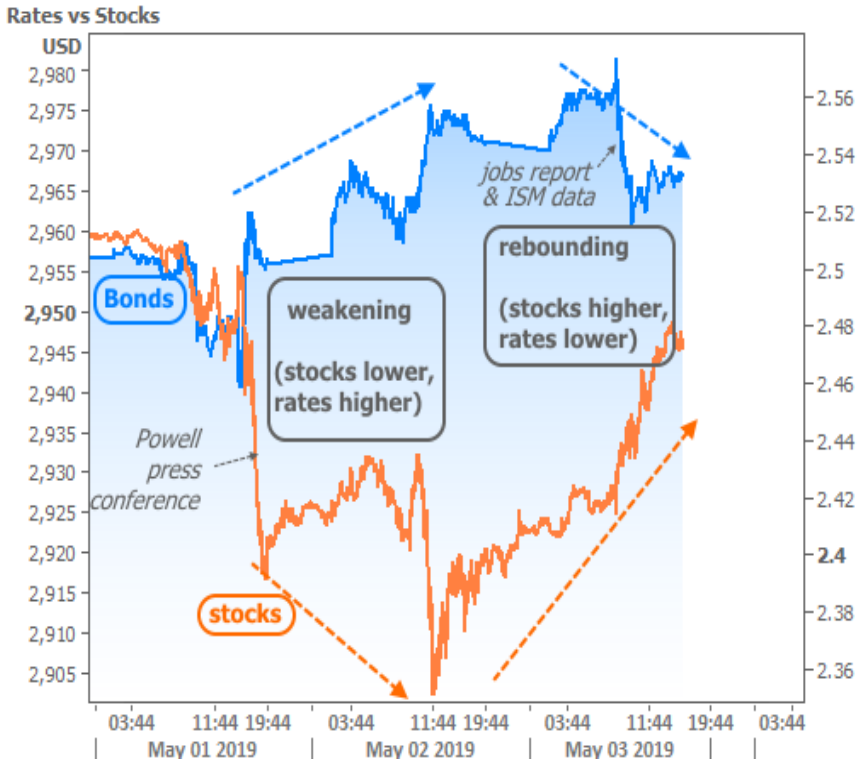

If you pay exceptionally close attention to economic data you may be wondering how the apparently **strong** jobs report could possibly result in rates moving **lower**. After all, strong jobs numbers are usually bad for bonds/rates.

In this case, strong jobs growth is **old news** and traders are at least as interested in other parts of the report. Specifically, the **wage growth** component matters as much as anything these days due to its implications for inflation (which in turn matters because low inflation means the Fed can continue to be friendly). While the job tally was stronger-than-expected, wages and weekly hours were lower than expected. The implication is **bad for inflation**, which is already struggling, depending on the metric.

If we use inflation data that came out this week (Core PCE), we can see that it was already beginning to slide to 1.6% even though wages improved in 2018. If Friday's wage data speaks to a peak/plateau in wage growth, it doesn't bode well for inflation. The takeaway is that the Fed won't need to hike rates any time soon. Indeed, speculators see a **greater chance of a Fed rate CUT** being the next move in December or January.

© 2026 MBS Live, LLC. - This newsletter is a service of MarketNewsletters.com.

The interest rates provided in this newsletter are national averages from independent data sources. Rate/APR terms may differ from those listed above based on the creditworthiness of the borrower. All information provided "as is" for informational purposes only, not intended for trading purposes or financial advice.

Read or subscribe to my newsletter online at: http://mortgageratesupdate.com/bennett-capital-partners-mortgage-brokers

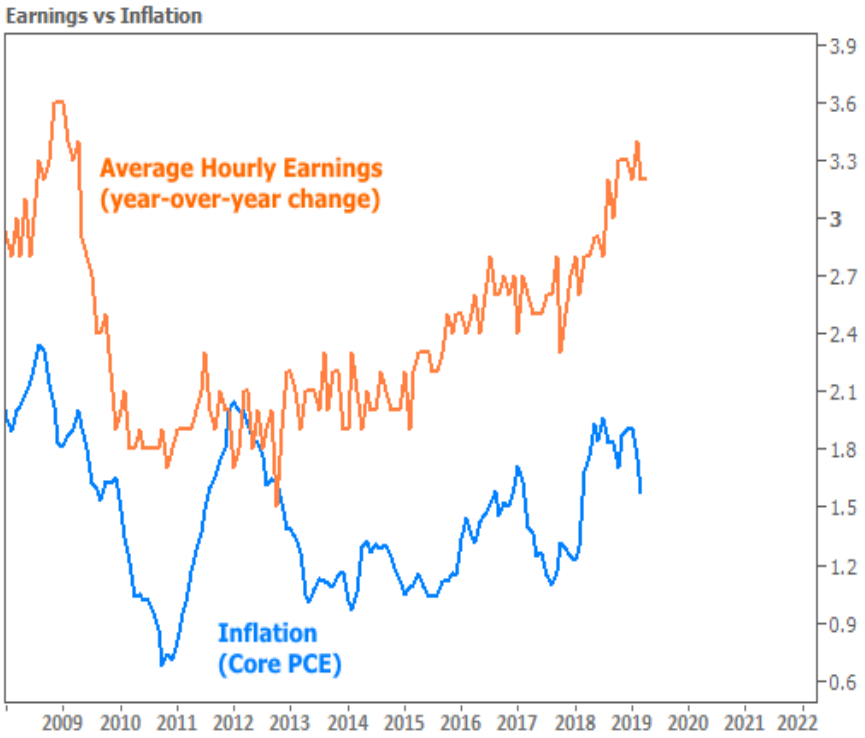

All of the above having been said, Friday's movement in Fed rate hike expectations was a **drop in the bucket** relative to the opposite movement of the previous 2 days. In the following chart, the orange line moves lower as markets perceive a greater chance of a Fed rate CUT.

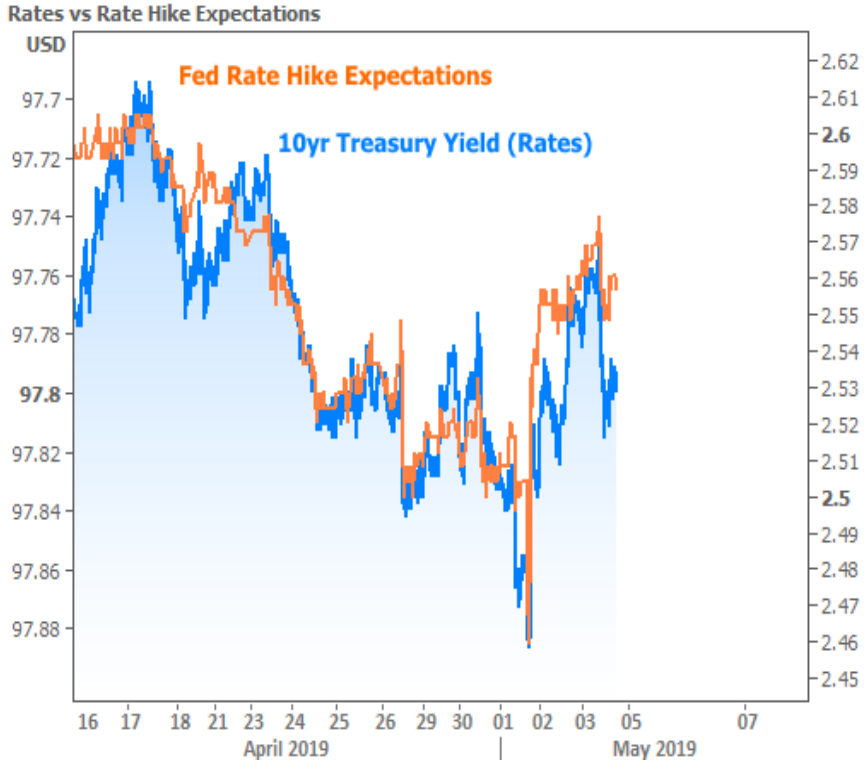

© 2026 MBS Live, LLC. - This newsletter is a service of MarketNewsletters.com.

The interest rates provided in this newsletter are national averages from independent data sources. Rate/APR terms may differ from those listed above based on the creditworthiness of the borrower. All information provided "as is" for informational purposes only, not intended for trading purposes or financial advice.

Read or subscribe to my newsletter online at: http://mortgageratesupdate.com/bennett-capital-partners-mortgage-brokers

With the last chart in mind, 10yr Treasury yields tried and failed to break below 2.50%. True, it did happen during the day on May 1st, but we wouldn't consider 2.50% to be 'broken' unless yields held under 2.50% through the close of business (and ideally for an additional business day). The implication is that **rates remain susceptible to volatility** in the coming weeks. Given all of the inflation implications underlying this week's volatility, next week's inflation data on Thursday and Friday could be more important than normal.

Subscribe to my newsletter online at: http://mortgageratesupdate.com/bennett-capital-partners-mortgage-brokers

Recent Economic Data

Date	Event	Actual	Forecast	Prior
Monday, Apr 29				
8:30AM	Mar Core PCE Inflation (y/y) (%)	+1.6	1.7	1.7
Tuesday, Apr 30				
9:00AM	Feb CaseShiller 20 yy (%)	+3.0	3.2	3.6
9:45AM	Apr Chicago PMI	52.6	59.0	58.7
10:00AM	Mar Pending Sales Index	105.8		101.9
10:00AM	Mar Pending Home Sales (%)	+3.8	1.1	-1.0
Wednesday, May 01				
7:00AM	w/e Mortgage Refinance Index	1228.3		1293.0
7:00AM	w/e MBA Purchase Index	259.4		269.3
8:15AM	Apr ADP National Employment (k)	+275	180	129
10:00AM	Apr ISM Manufacturing PMI	52.8	55.0	55.3
10:00AM	Mar Construction spending (%)	-0.9	0.1	1.0
2:00PM	N/A FOMC rate decision (%)	2.25 - 2.50	2.375	2.375
2:35PM	Powell Press Conference			
Thursday, May 02				
8:30AM	Q1 Labor Costs Preliminary (%)	-0.9	1.5	2.0
8:30AM	w/e Jobless Claims (k)	230	215	230
9:45AM	Apr ISM-New York index	882.8		869.1
10:00AM	Mar Factory orders mm (%)	+1.9	1.5	-0.5
Friday, May 03				
8:30AM	Apr Non-farm payrolls (k)	+263	185	196
8:30AM	Apr Unemployment rate mm (%)	3.6	3.8	3.8
8:30AM	Apr Average earnings mm (%)	+0.2	0.3	0.1
10:00AM	Apr ISM N-Mfg PMI	55.5	57.0	56.1
Tuesday, May 07				
1:00PM	3-Yr Note Auction (bl)	38		
Wednesday, May 08				
7:00AM	w/e Mortgage Refinance Index	1238.5		1228.3
7:00AM	w/e MBA Purchase Index	270.2		259.4

Event Importance:

No Stars = Insignificant
☆ Low
★ Moderate
★★ Important
★★ Very Important

© 2026 MBS Live, LLC. - This newsletter is a service of MarketNewsletters.com.

The interest rates provided in this newsletter are national averages from independent data sources. Rate/APR terms may differ from those listed above based on the creditworthiness of the borrower. All information provided "as is" for informational purposes only, not intended for trading purposes or financial advice.

Read or subscribe to my newsletter online at: http://mortgageratesupdate.com/bennett-capital-partners-mortgage-brokers

Date	Event	Actual	Forecast	Prior
Thursday, May 09				
8:30AM	Apr Core Producer Prices YY (%)	2.4	2.5	2.4
8:30AM	Mar International trade mm $ (bl)	-50.0	-50.2	-49.4
8:30AM	w/e Jobless Claims (k)	228	225	230
8:30AM	w/e Continued jobless claims (ml)	1.684	1.670	1.671
10:00AM	Mar Wholesale inventories mm (%)	-0.1	0.0	0.0
Friday, May 10				
8:30AM	Apr Core CPI (Annual) (%)	2.1	2.1	2.0
Wednesday, Jul 10				
1:00PM	10-yr Note Auction (bl)	24		
Thursday, Jul 11				
1:00PM	30-Yr Bond Auction (bl)	16		

From Bennett Capital Partners Mortgage Brokers

At Bennett Capital Partners Mortgage Brokers, located on Brickell Avenue in Miami, we are your trusted Florida mortgage broker, specializing in residential and commercial loans.

Our services are tailored to your needs, offering competitive rates and fast turnarounds. Whether you're seeking a conventional, VA, or FHA loan, we've got you covered. We also offer financing for warrantable and non-warrantable condos, condo-tels, first-time homebuyers, foreign nationals, and more.

Our specialties include:

- DSCR loans
- No Doc Loans
- Hard money loans
- Bridge Loans
- Private lending
- Jumbo loans
- Investment property loans
- 100 percent financing

We proudly serve all of Florida, including areas like Edgewater, South Beach, Brickell, Coral Gables, Tampa, Orlando, Fort Lauderdale, Naples, and more. Contact us today for expert mortgage advice and personalized loan solutions across the state!

Philip Bennett

© 2026 MBS Live, LLC. - This newsletter is a service of MarketNewsletters.com.

The interest rates provided in this newsletter are national averages from independent data sources. Rate/APR terms may differ from those listed above based on the creditworthiness of the borrower. All information provided "as is" for informational purposes only, not intended for trading purposes or financial advice.

Read or subscribe to my newsletter online at: http://mortgageratesupdate.com/bennett-capital-partners-mortgage-brokers

© 2026 MBS Live, LLC. - This newsletter is a service of MarketNewsletters.com.

The interest rates provided in this newsletter are national averages from independent data sources. Rate/APR terms may differ from those listed above based on the creditworthiness of the borrower. All information provided "as is" for informational purposes only, not intended for trading purposes or financial advice.

Read or subscribe to my newsletter online at: http://mortgageratesupdate.com/bennett-capital-partners-mortgage-brokers