Philip Bennett
President, Bennett Capital Partners Mortgage Brokers
Business NMLS # 2046862
1101 Brickell Ave STE 800 Miami, FL 33131

Office: 800-457-9057
Mobile: 305-407-0747
philip@bcpmortgage.com
View My Website

Is Everything Already Changing in 2019?

It was a long December for the stock market, which had its **worst month** since the financial crisis (in terms of % change). Meanwhile, interest rates had their best month since June 2016.

The size and direction of those moves caused speculation about a **big reversal** at the beginning of 2019. In both cases, traders figured stocks and rates had moved so much lower so quickly that some sort of bounce was inevitable.

This line of thinking (i.e. that markets should bounce simply because they've moved "too far, too fast") speaks to an actual concept in market analysis. In a word, the concept is "momentum," but it's often discussed in the binary form of "**overbought**" vs "**oversold**."

Simply put, the more any given financial market does one thing, the greater the risk becomes that it will do the opposite. The **big catch** here is that there's no hard and fast rule about the timing or the size of the bounce. In fact, sometimes the market even seems to punish a herd mentality that is hoping for such bounces for such simple reasons.

With all of the above in mind, this was destined to be a highly uncertain and potentially volatile week. Perhaps we would see stocks bounce more than they already had at the end of December. Perhaps we would see bonds ignore stocks and do their own thing, much like last week. Perhaps it would be Friday's slate of important events that would set the tone for the new year.

As it turned out, it was **all of the above**, at least for now. Bond markets (aka "rates") spent the first 2 days of 2019 doing their own thing, moving lower at a much quicker pace than stocks. Some of that movement was purely incidental, but a majority of the gains were driven by an exceptionally weak ISM Manufacturing report on Thursday morning. Then on Friday, an exceptionally strong jobs report coupled with a few choice remarks from Fed Chair Powell sent everything back in the other direction.

Stocks were less volatile by comparison. They responded modestly to the weak manufacturing data before ultimately edging up past last week's highs after Friday's events. In particular, they appreciated **Powell's comment** about the Fed being "sensitive to the message markets are sending." That's his way of acknowledging that heavy stock losses could actually affect Fed policy.

National Average Mortgage Rates

Mortgage News Daily	Rate	Change	Points
30YR Fixed	7.33%	**0.00**	0.00
15YR Fixed	7.01%	**+0.02**	0.00
30YR FHA	6.98%	**+0.02**	0.00
30YR Jumbo	7.60%	**0.00**	0.00
7/6 SOFR	6.85%	**+0.03**	0.00
30YR VA	6.99%	**+0.01**	0.00

Rates as of: 10/27

MBS and Treasury

	Price / Yield	Change
MBS UMBS 6.0	99.40	**-0.06**
10 YR Treasury	5.0072	**+0.0084**
30 YR Treasury	5.3108	**-0.0011**

Pricing as of: 10/28 7:06AM EST

Recent Housing Data

		Value	Change
Mortgage Apps	Oct 14	188.6	-5.32%
Building Permits	Sep	1.4M	+0.43%
Housing Starts	Sep	1.22M	-4.24%
New Home Sales	Aug	684K	+12.69%
Pending Home Sales	Aug	71.2	0%
Existing Home Sales	Oct	3.99M	+0.25%
Builder Confidence	Oct	29	-9.38%

© 2026 MBS Live, LLC. - This newsletter is a service of MarketNewsletters.com.

The interest rates provided in this newsletter are national averages from independent data sources. Rate/APR terms may differ from those listed above based on the creditworthiness of the borrower. All information provided "as is" for informational purposes only, not intended for trading purposes or financial advice.

Read or subscribe to my newsletter online at: http://mortgageratesupdate.com/bennett-capital-partners-mortgage-brokers

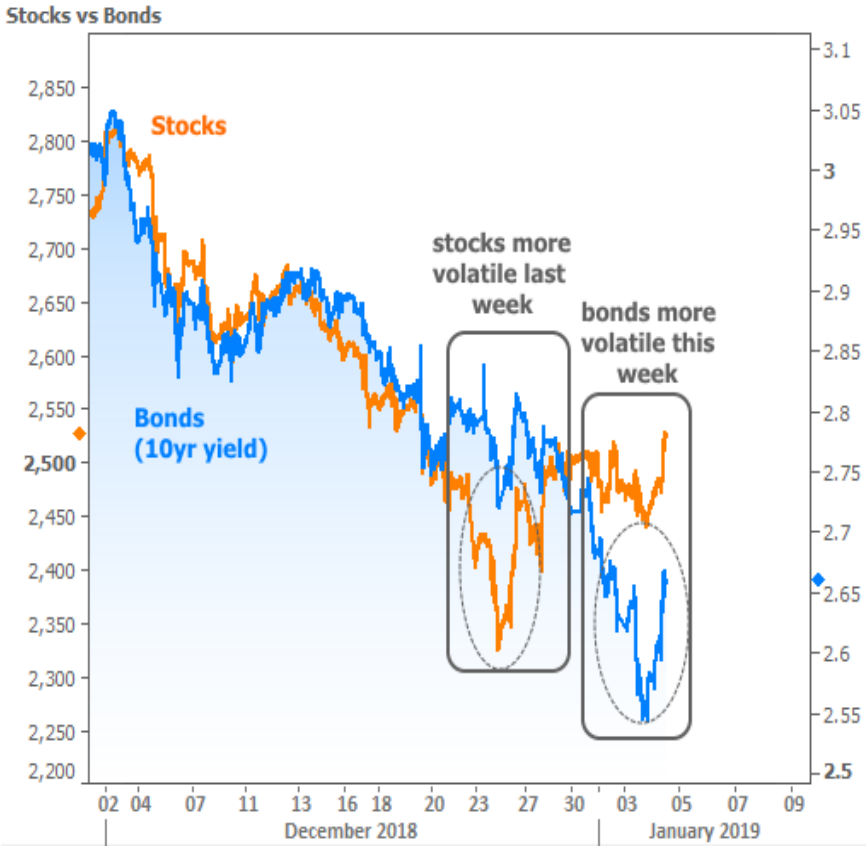

If we isolate stocks and bonds individually, we can better assess a potential momentum shift. With respect to stocks, if this bounce continues, it will have had **more** to do with late December and **less** to do with Friday's seemingly all-important calendar events.

© 2026 MBS Live, LLC. - This newsletter is a service of MarketNewsletters.com.

The interest rates provided in this newsletter are national averages from independent data sources. Rate/APR terms may differ from those listed above based on the creditworthiness of the borrower. All information provided "as is" for informational purposes only, not intended for trading purposes or financial advice.

Read or subscribe to my newsletter online at: http://mortgageratesupdate.com/bennett-capital-partners-mortgage-brokers

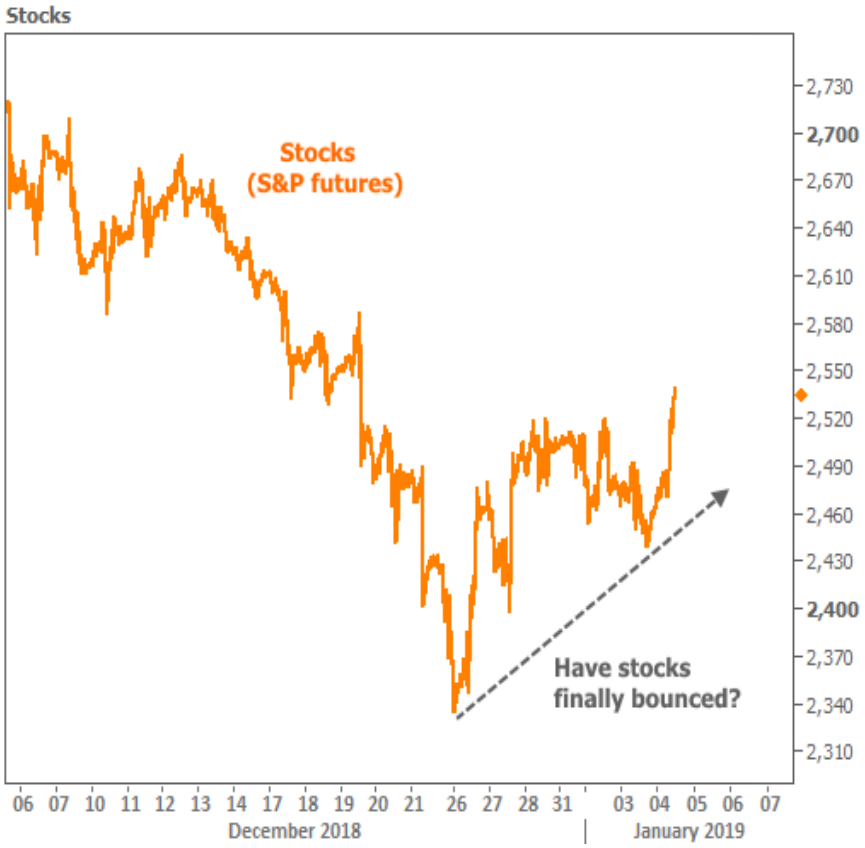

A somewhat similar case could be made for bonds, although we'll need to zoom in and see the overnight trading between Thursday and Friday.

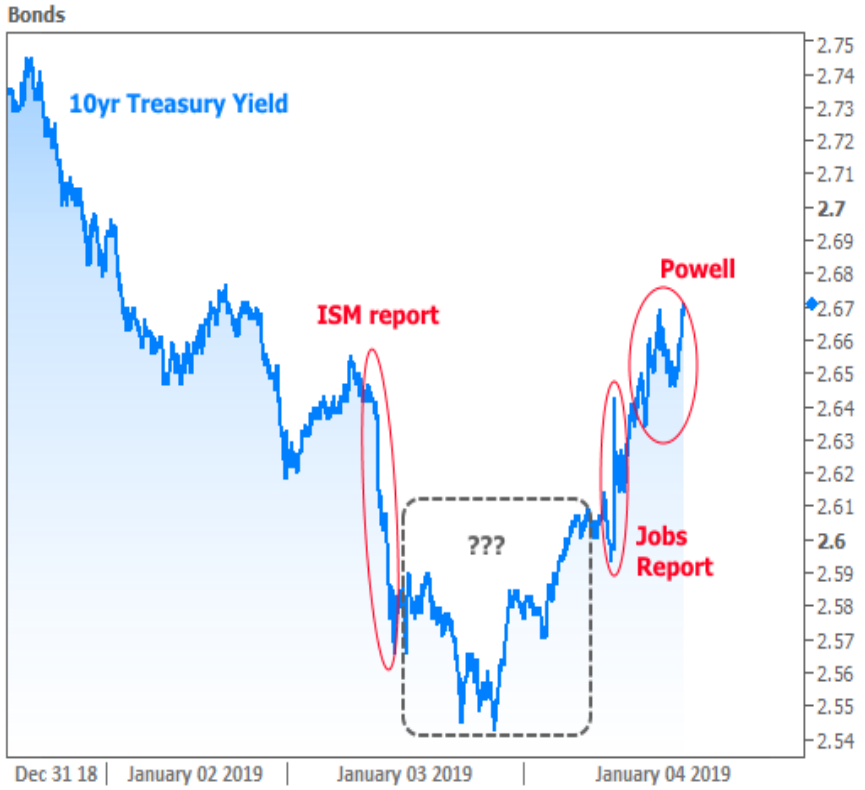

© 2026 MBS Live, LLC. - This newsletter is a service of MarketNewsletters.com.

The interest rates provided in this newsletter are national averages from independent data sources. Rate/APR terms may differ from those listed above based on the creditworthiness of the borrower. All information provided "as is" for informational purposes only, not intended for trading purposes or financial advice.

Read or subscribe to my newsletter online at: http://mortgageratesupdate.com/bennett-capital-partners-mortgage-brokers

As the chart suggests, roughly half of this week's bounce in rates occurred during the "???" hours overnight, and **weren't** directly tied to any calendar events. This is momentum at work! It was finally the moment when traders agreed that rates had "fallen far enough" for now. The jobs report and Powell's speech merely added some emphasis to the bounce.

So, does this mean **everything is changing in 2019?**

First off, an entire year is a long time to be guessing at ongoing themes. Things could still change several times before 2019 is over. Secondly, it's **entirely too soon** to answer that question.

All we know now is that stocks and bonds agree that the risk of an early 2019 bounce (higher rates, higher stocks) remains on the table. Clearly, we've already seen some of it. It makes sense to defend against the possibility of even higher rates next week, but keep in mind that both sides of the market have a long way to go before they're anywhere close to the recent high range.

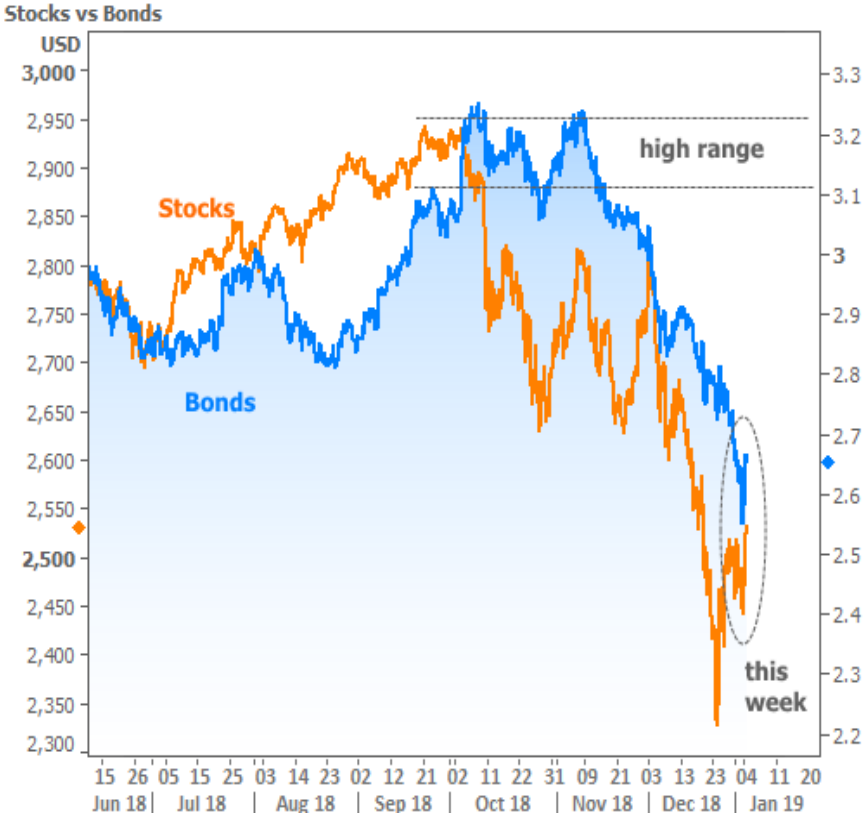

Subscribe to my newsletter online at: http://mortgageratesupdate.com/bennett-capital-partners-mortgage-brokers

Recent Economic Data

Date	Event	Actual	Forecast	Prior
Thursday, Jan 03				
8:00AM	w/e Mortgage Refinance Index	729.9		816.0
8:00AM	w/e MBA Purchase Index	219.0		236.9
8:15AM	Dec ADP National Employment (k)	271.0	178	179
8:30AM	w/e Jobless Claims (k)	231	220	216
10:00AM	Nov Construction spending (%)		0.2	-0.1

Event Importance:

No Stars = Insignificant
☆ Low
★ Moderate
★★ Important
★★ Very Important

© 2026 MBS Live, LLC. - This newsletter is a service of MarketNewsletters.com.

The interest rates provided in this newsletter are national averages from independent data sources. Rate/APR terms may differ from those listed above based on the creditworthiness of the borrower. All information provided "as is" for informational purposes only, not intended for trading purposes or financial advice.

Read or subscribe to my newsletter online at: http://mortgageratesupdate.com/bennett-capital-partners-mortgage-brokers

Date	Event	Actual	Forecast	Prior
10:00AM	Dec ISM Manufacturing PMI	54.1	57.9	59.3
Friday, Jan 04				
8:30AM	Dec Average earnings mm (%)	+0.4	0.3	0.2
8:30AM	Dec Non-farm payrolls (k)	+312	177	155
8:30AM	Dec Unemployment rate mm (%)	3.9	3.7	3.7
Monday, Jan 07				
10:00AM	Dec ISM N-Mfg PMI	57.6	59.0	60.7
10:00AM	Nov Factory orders mm (%)		0.3	-2.1
Tuesday, Jan 08				
1:00PM	3-Yr Note Auction (bl)	38		
Wednesday, Jan 09				
7:00AM	w/e Mortgage Refinance Index	987.9		729.9
7:00AM	w/e MBA Purchase Index	255.2		219.0
1:00PM	10-yr Note Auction (bl)	24		
Thursday, Jan 10				
8:30AM	w/e Jobless Claims (k)	216	220	231
10:00AM	Nov Wholesale inventories mm (%)		0.5	0.7
1:00PM	30-Yr Bond Auction (bl)	16		
Friday, Jan 11				
8:30AM	Dec Core CPI Year/Year (%)	2.2	2.2	2.2

© 2026 MBS Live, LLC. - This newsletter is a service of MarketNewsletters.com.

The interest rates provided in this newsletter are national averages from independent data sources. Rate/APR terms may differ from those listed above based on the creditworthiness of the borrower. All information provided "as is" for informational purposes only, not intended for trading purposes or financial advice.

Read or subscribe to my newsletter online at: http://mortgageratesupdate.com/bennett-capital-partners-mortgage-brokers

From Bennett Capital Partners Mortgage Brokers

At Bennett Capital Partners Mortgage Brokers, located on Brickell Avenue in Miami, we are your trusted Florida mortgage broker, specializing in residential and commercial loans.

Our services are tailored to your needs, offering competitive rates and fast turnarounds. Whether you're seeking a conventional, VA, or FHA loan, we've got you covered. We also offer financing for warrantable and non-warrantable condos, condo-tels, first-time homebuyers, foreign nationals, and more.

Our specialties include:

- DSCR loans
- No Doc Loans
- Hard money loans
- Bridge Loans
- Private lending
- Jumbo loans
- Investment property loans
- 100 percent financing

We proudly serve all of Florida, including areas like Edgewater, South Beach, Brickell, Coral Gables, Tampa, Orlando, Fort Lauderdale, Naples, and more. Contact us today for expert mortgage advice and personalized loan solutions across the state!

Philip Bennett

REALTOR®

EQUAL HOUSING OPPORTUNITY

© 2026 MBS Live, LLC. - This newsletter is a service of MarketNewsletters.com.

The interest rates provided in this newsletter are national averages from independent data sources. Rate/APR terms may differ from those listed above based on the creditworthiness of the borrower. All information provided "as is" for informational purposes only, not intended for trading purposes or financial advice.

Read or subscribe to my newsletter online at: http://mortgageratesupdate.com/bennett-capital-partners-mortgage-brokers