Philip Bennett
President, Bennett Capital Partners Mortgage Brokers
Business NMLS # 2046862
1101 Brickell Ave STE 800 Miami, FL 33131

Office: 800-457-9057
Mobile: 305-407-0747
philip@bcpmortgage.com
View My Website

Here's Why You Can't Trust The News When it Comes to Stocks and Interest Rates

It's been all over the news in October, and before then in February: rising rates are causing heavy stock losses! The bigger the stock losses, the more rates get blamed. To some extent, and for some investors, that may be true, but it sure wasn't true this week.

This week was all about stocks, and if they were going to take any solace from lower rates, they had ample opportunity. Sell-offs of this size are almost always multifaceted issues. So while we can't say that investors **weren't** thinking about rates, we **can** certainly say that the average investor was thinking a lot more about other things.

Ranking those "other things" isn't too important for our purposes today (most would put corporate earnings at the top of the list, if you're curious). What's important is that stocks had a **big** impact on interest rates.

It actually **makes a lot more sense** for a big stock sell-off to have a direct effect on interest rates. As money flees the stock market, it needs a home--a safe haven in which to weather the storm. The bond market typically soaks up at least some of that safe-haven demand, and higher demand for bonds means lower rates.

The extent to which investors choose the bond market as that safe haven varies greatly. The following charts will examine this phenomenon. First, let's take a look at just how highly correlated stocks and bonds were this week.

National Average Mortgage Rates

Mortgage News Daily	Rate	Change	Points
30YR Fixed	7.35%	+0.02	0.00
15YR Fixed	7.00%	-0.01	0.00
30YR FHA	6.99%	+0.01	0.00
30YR Jumbo	7.60%	0.00	0.00
7/6 SOFR	6.86%	+0.01	0.00
30YR VA	7.00%	+0.01	0.00

Rates as of: 10/28

MBS and Treasury

	Price / Yield	Change
MBS UMBS 6.0	99.56	-0.04
10 YR Treasury	5.0083	-0.0082
30 YR Treasury	5.3356	-0.0097

Pricing as of: 10/29 8:41AM EST

Recent Housing Data

		Value	Change
Mortgage Apps	Oct 14	188.6	-5.32%
Building Permits	Sep	1.4M	+0.43%
Housing Starts	Sep	1.22M	-4.24%
New Home Sales	Aug	684K	+12.69%
Pending Home Sales	Aug	71.2	0%
Existing Home Sales	Oct	3.99M	+0.25%
Builder Confidence	Oct	29	-9.38%

© 2026 MBS Live, LLC. - This newsletter is a service of MarketNewsletters.com.

The interest rates provided in this newsletter are national averages from independent data sources. Rate/APR terms may differ from those listed above based on the creditworthiness of the borrower. All information provided "as is" for informational purposes only, not intended for trading purposes or financial advice.

Read or subscribe to my newsletter online at: http://mortgageratesupdate.com/bennett-capital-partners-mortgage-brokers

Even when stocks and bonds **aren't** moving in relatively perfect unison like this, it's still fairly common to see general correlation. The entire month of September was a fairly good example.

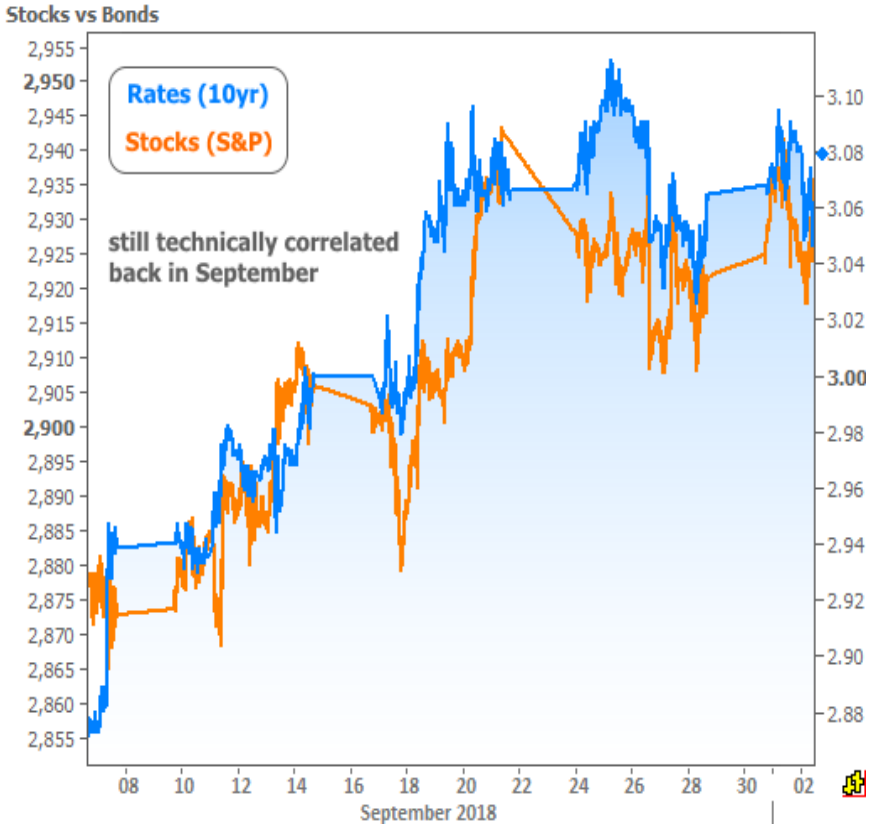

© 2026 MBS Live, LLC. - This newsletter is a service of MarketNewsletters.com.

The interest rates provided in this newsletter are national averages from independent data sources. Rate/APR terms may differ from those listed above based on the creditworthiness of the borrower. All information provided "as is" for informational purposes only, not intended for trading purposes or financial advice.

Read or subscribe to my newsletter online at: http://mortgageratesupdate.com/bennett-capital-partners-mortgage-brokers

But the September chart raises an important question: **what is correlation** when it comes to stocks and bonds? If the two lines are moving in the same direction over a certain amount of time, they're technically "correlated" during that time. But this says nothing of **magnitudes**.

To illustrate this point, consider that the y-axis is very different for the two charts above. This past week has seen **nearly double** the movement in stocks, but roughly the same in bonds. That alone tells us the magnitude of the correlation is different, but **let's visualize it!** To do that, we can "lock in" the correlation seen back in September and then zoom out to see everything that's happened since then.

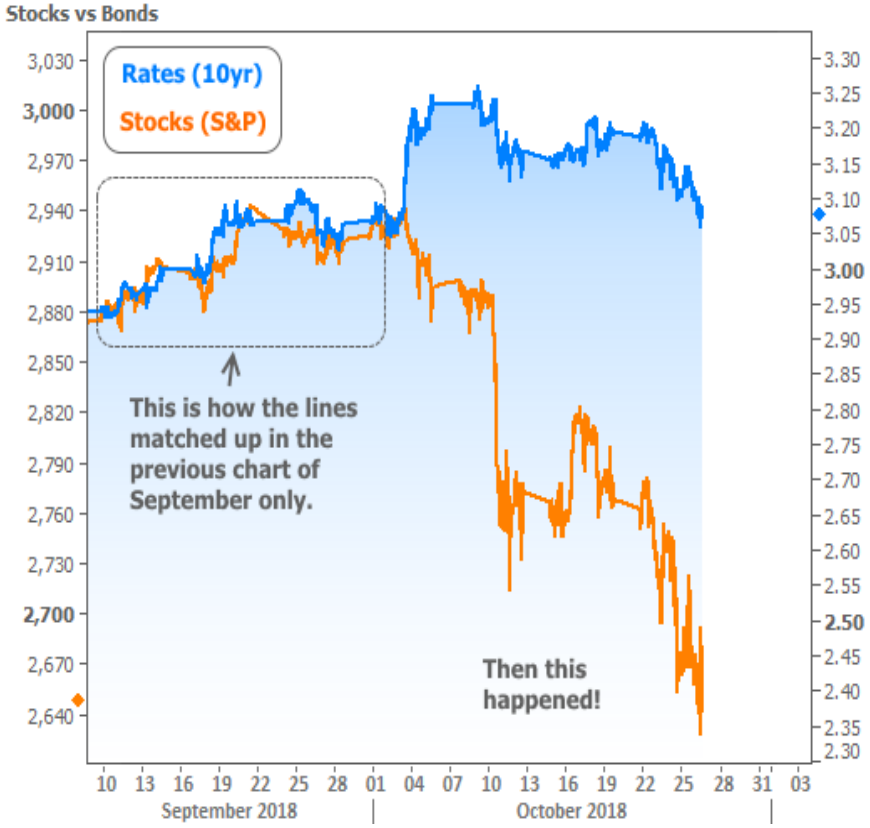

If you look closely, you can see the correlation is still there (i.e. rates are moving lower when stocks are tanking), but the **magnitude** of the correlated moves varies immensely. The **implication** is that it will take heavy stock losses on an ongoing basis if we're to see even a moderate drop in interest rates from here.

One extra layer of complexity comes from the relationship between the rates implied by Treasury yields (seen in the chart above), and those that actually make their way onto mortgage lenders' rate sheets. Don't worry, the correlation here is infinitely more well-behaved over time. Case in point:

© 2026 MBS Live, LLC. - This newsletter is a service of MarketNewsletters.com.

The interest rates provided in this newsletter are national averages from independent data sources. Rate/APR terms may differ from those listed above based on the creditworthiness of the borrower. All information provided "as is" for informational purposes only, not intended for trading purposes or financial advice.

Read or subscribe to my newsletter online at: http://mortgageratesupdate.com/bennett-capital-partners-mortgage-brokers

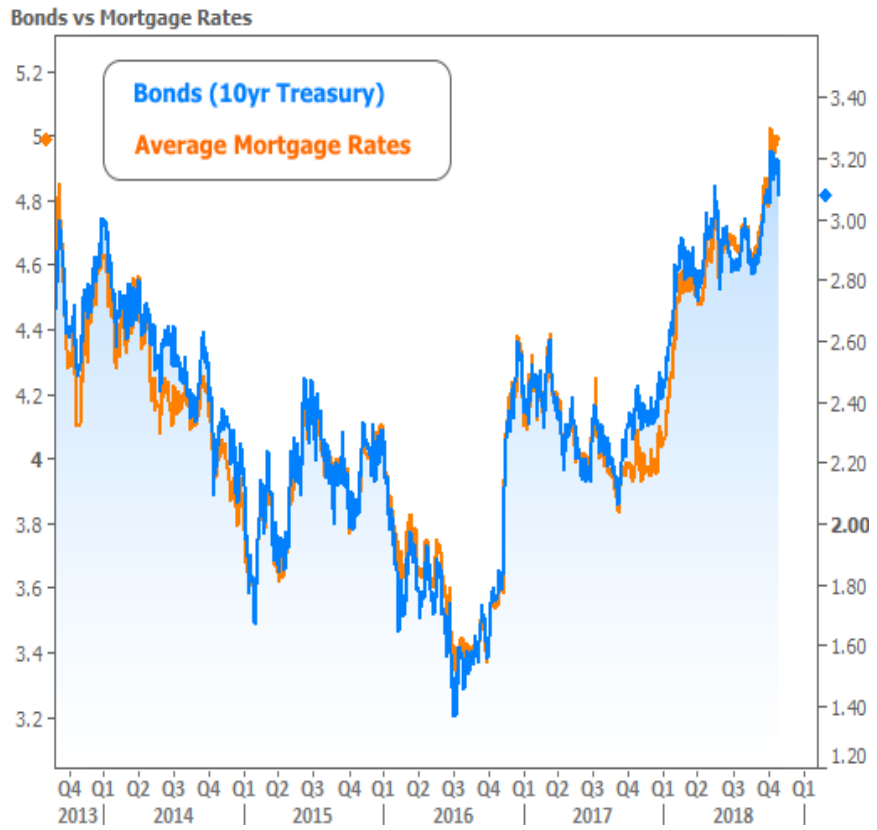

That said, it can definitely take mortgage rates **some time to get caught up** with more abrupt movement in the broader bond market. Although mortgage rates did fall nicely on Friday, they didn't move nearly as much as 10yr Treasury yields over the course of the week. The **implication** is that if next week begins with stability in bond market, mortgage rates could continue to close this gap in a favorable way.

© 2026 MBS Live, LLC. - This newsletter is a service of MarketNewsletters.com.

The interest rates provided in this newsletter are national averages from independent data sources. Rate/APR terms may differ from those listed above based on the creditworthiness of the borrower. All information provided "as is" for informational purposes only, not intended for trading purposes or financial advice.

Read or subscribe to my newsletter online at: http://mortgageratesupdate.com/bennett-capital-partners-mortgage-brokers

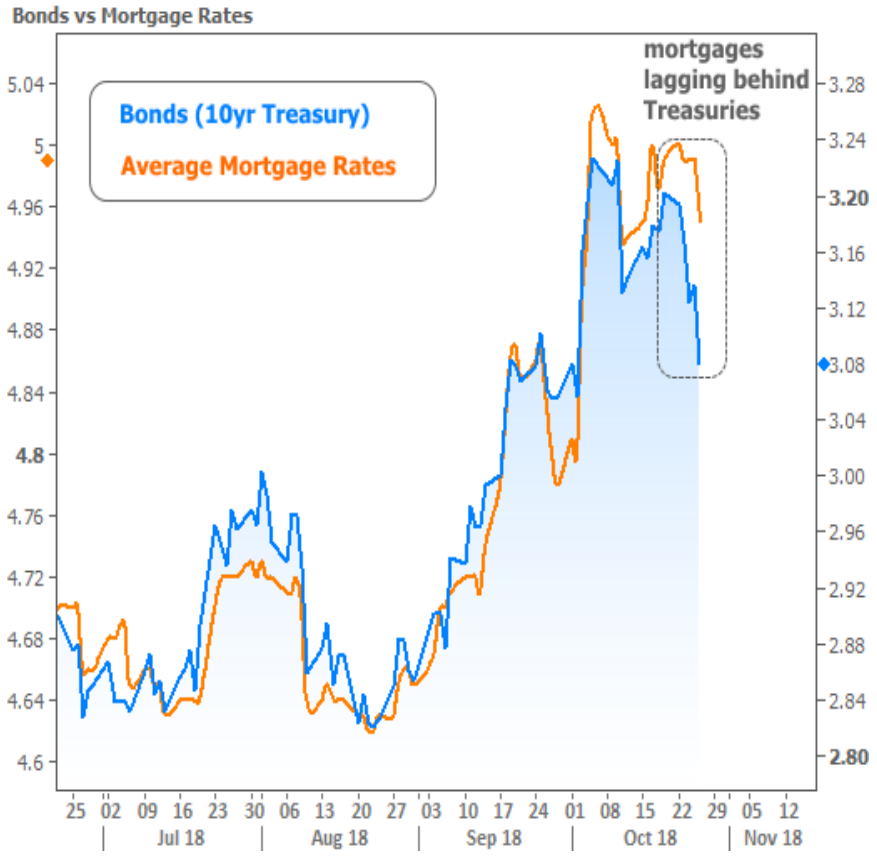

In **housing specific news** this week, there were two key reports. The first--New Home Sales--was a bit gloomy. It moved below its supportive trend of growth for the first time in several years.

© 2026 MBS Live, LLC. - This newsletter is a service of MarketNewsletters.com.

The interest rates provided in this newsletter are national averages from independent data sources. Rate/APR terms may differ from those listed above based on the creditworthiness of the borrower. All information provided "as is" for informational purposes only, not intended for trading purposes or financial advice.

Read or subscribe to my newsletter online at: http://mortgageratesupdate.com/bennett-capital-partners-mortgage-brokers

Mitigating the gloom is the fact that this is a historically volatile set of data that's often revised. Beyond that, if housing numbers are leveling-off, we should **expect** uptrends like the one seen in the chart above to be broken in favor of more sideways momentum.

The other housing report was not only more timely (it deals with new purchase **contracts** as opposed to **finalized** sales), but also more upbeat. The National Association of Realtors Pending Home Sales Index increased for September, thus suggesting stronger Existing Home Sales in October.

In addition to the modest gains, there's a **hidden message** about the housing market's resilience in the chart. Simply put, mortgage rates have now risen much more overall, and to much higher levels than they did in 2013's taper tantrum, yet the corresponding drop in Pending Home Sales is significantly smaller. Bottom line: this doesn't look like a housing market that is interested in panicking.

Subscribe to my newsletter online at: http://mortgageratesupdate.com/bennett-capital-partners-mortgage-brokers

Recent Economic Data

Date	Event	Actual	Forecast	Prior
Wednesday, Oct 24				
7:00AM	w/e MBA Purchase Index	228.4		224.0
7:00AM	w/e Mortgage Refinance Index	919.6		838.1

Event Importance:

No Stars = Insignificant
☆ Low
★ Moderate
★★ Important
★★ Very Important

© 2026 MBS Live, LLC. - This newsletter is a service of MarketNewsletters.com.

The interest rates provided in this newsletter are national averages from independent data sources. Rate/APR terms may differ from those listed above based on the creditworthiness of the borrower. All information provided "as is" for informational purposes only, not intended for trading purposes or financial advice.

Read or subscribe to my newsletter online at: http://mortgageratesupdate.com/bennett-capital-partners-mortgage-brokers

Date	Event	Actual	Forecast	Prior
9:00AM	Aug Monthly Home Price yy (%)	+6.1		6.4
10:00AM	Sep New home sales chg mm (%)	-5.5	-1.4	3.5
10:00AM	Sep New home sales-units mm (ml)	0.553	0.625	0.629
10:30AM	w/e Crude Oil Inventory (ml)	6.346	3.694	6.490
Thursday, Oct 25				
8:30AM	Sep Durable goods (%)	0.8	-1.0	4.4
8:30AM	w/e Jobless Claims (k)	215	215	210
10:00AM	Sep Pending Sales Index	104.6		104.2
10:00AM	Sep Pending Home Sales (%)	+0.5	-0.1	-1.8
Friday, Oct 26				
8:30AM	Q3 GDP Advance (%)	3.5	3.3	4.2
10:00AM	Oct U Mich 1Yr Inf Final (%)	2.9		2.8
10:00AM	Oct U Mich Sentiment Final (ip)	98.6	99.0	99.0
10:00AM	Oct U Mich 5-Yr Inf Final (%)	2.4		2.3
Monday, Oct 29				
8:30AM	Sep Core PCE (y/y) (%)	+2.0	2.0	2.0
8:30AM	Sep Personal Income (%)	+0.2	0.3	0.3
Tuesday, Oct 30				
9:00AM	Aug CaseShiller 20 yy (%)	+5.5	5.8	5.9
10:00AM	Oct Consumer confidence	137.9	136.0	138.4
Wednesday, Oct 31				
7:00AM	w/e MBA Purchase Index	224.9		228.4
7:00AM	w/e Mortgage Refinance Index	884.2		919.6
8:15AM	Oct ADP National Employment (k)	227	189	230
8:30AM	Q3 Employment Wages qq (%)	0.9		0.5
9:45AM	Oct Chicago PMI	58.4	60.0	60.4
Thursday, Nov 01				
8:30AM	Q3 Productivity Preliminary (%)	2.2	2.2	2.9
8:30AM	w/e Jobless Claims (k)	214	215	215
10:00AM	Oct ISM Manufacturing PMI	57.7	59.0	59.8
10:00AM	Sep Construction spending (%)	0.0	0.1	0.1
Friday, Nov 02				
8:30AM	Oct Non-farm payrolls (k)	250	190	134
8:30AM	Oct Unemployment rate mm (%)	3.7	3.7	3.7
8:30AM	Sep International trade mm $ (bl)	-54.0	-53.6	-53.2
9:45AM	Oct ISM-New York index	831.9		822.0
10:00AM	Sep Factory orders mm (%)	0.7	0.5	2.3

© 2026 MBS Live, LLC. - This newsletter is a service of MarketNewsletters.com.

The interest rates provided in this newsletter are national averages from independent data sources. Rate/APR terms may differ from those listed above based on the creditworthiness of the borrower. All information provided "as is" for informational purposes only, not intended for trading purposes or financial advice.

Read or subscribe to my newsletter online at: http://mortgageratesupdate.com/bennett-capital-partners-mortgage-brokers

From Bennett Capital Partners Mortgage Brokers

At Bennett Capital Partners Mortgage Brokers, located on Brickell Avenue in Miami, we are your trusted Florida mortgage broker, specializing in residential and commercial loans.

Our services are tailored to your needs, offering competitive rates and fast turnarounds. Whether you're seeking a conventional, VA, or FHA loan, we've got you covered. We also offer financing for warrantable and non-warrantable condos, condo-tels, first-time homebuyers, foreign nationals, and more.

Our specialties include:

- DSCR loans
- No Doc Loans
- Hard money loans
- Bridge Loans
- Private lending
- Jumbo loans
- Investment property loans
- 100 percent financing

We proudly serve all of Florida, including areas like Edgewater, South Beach, Brickell, Coral Gables, Tampa, Orlando, Fort Lauderdale, Naples, and more. Contact us today for expert mortgage advice and personalized loan solutions across the state!

Philip Bennett

REALTOR®

EQUAL HOUSING OPPORTUNITY

© 2026 MBS Live, LLC. - This newsletter is a service of MarketNewsletters.com.

The interest rates provided in this newsletter are national averages from independent data sources. Rate/APR terms may differ from those listed above based on the creditworthiness of the borrower. All information provided "as is" for informational purposes only, not intended for trading purposes or financial advice.

Read or subscribe to my newsletter online at: http://mortgageratesupdate.com/bennett-capital-partners-mortgage-brokers