Philip Bennett
President, Bennett Capital Partners Mortgage Brokers
Business NMLS # 2046862
1101 Brickell Ave STE 800 Miami, FL 33131

Office: 800-457-9057
Mobile: 305-407-0747
philip@bcpmortgage.com
View My Website

A Few Great Reasons Not to Lose Hope in Housing and Rates

Times are tougher than they have been for the housing and mortgage markets. Rates are at 7 year highs, and home sales/prices are noticeably cooling. 2008's mortgage meltdown taught us to fear the worst at times like this, but there are some good reasons you probably shouldn't.

Yes, housing is cooling and prices are no longer rising at **unsustainable** levels. There's the first piece of good news, actually! It would have been a concern to see prices continue to rise at more than double the pace of incomes. That was one of the ingredients leading up to the meltdown.

Another cause for concern leading up to the meltdown was the fact that home construction numbers (as measured by "housing starts" or building permits) were surging past previous peaks. Those peaks can be seen in the following chart, as well as a line in the sand that separates the 3 worst periods for the housing market from everything else. Notably, our entire current housing recovery has taken place BELOW that line. The point is that housing may be cooling, but it was far from overheated.

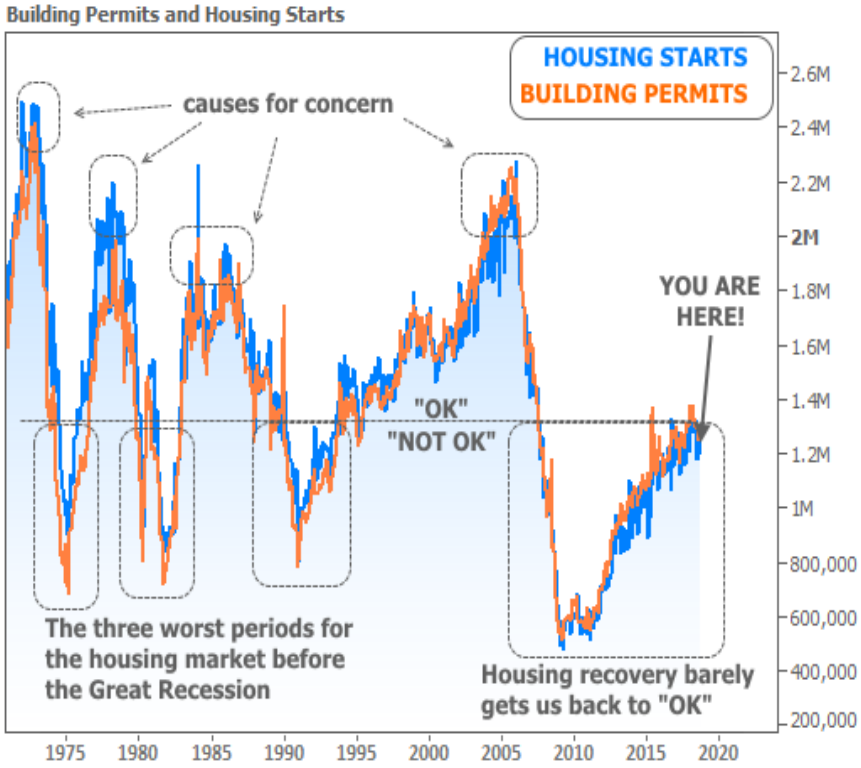

National Average Mortgage Rates

Mortgage News Daily	Rate	Change	Points
30YR Fixed	7.33%	0.00	0.00
15YR Fixed	7.01%	+0.02	0.00
30YR FHA	6.98%	+0.02	0.00
30YR Jumbo	7.60%	0.00	0.00
7/6 SOFR	6.85%	+0.03	0.00
30YR VA	6.99%	+0.01	0.00

Rates as of: 10/27

MBS and Treasury

	Price / Yield	Change
MBS UMBS 6.0	99.40	-0.06
10 YR Treasury	5.0072	+0.0084
30 YR Treasury	5.3108	-0.0011

Pricing as of: 10/28 7:06AM EST

Recent Housing Data

		Value	Change
Mortgage Apps	Oct 14	188.6	-5.32%
Building Permits	Sep	1.4M	+0.43%
Housing Starts	Sep	1.22M	-4.24%
New Home Sales	Aug	684K	+12.69%
Pending Home Sales	Aug	71.2	0%
Existing Home Sales	Oct	3.99M	+0.25%
Builder Confidence	Oct	29	-9.38%

© 2026 MBS Live, LLC. - This newsletter is a service of MarketNewsletters.com.

The interest rates provided in this newsletter are national averages from independent data sources. Rate/APR terms may differ from those listed above based on the creditworthiness of the borrower. All information provided "as is" for informational purposes only, not intended for trading purposes or financial advice.

Read or subscribe to my newsletter online at: http://mortgageratesupdate.com/bennett-capital-partners-mortgage-brokers

Another unsustainable trend in the housing market until just recently had been the **unprecedented inventory draw-down**. The following chart shows existing home sales, inventory levels (homes for sale), and the annual change in inventory.

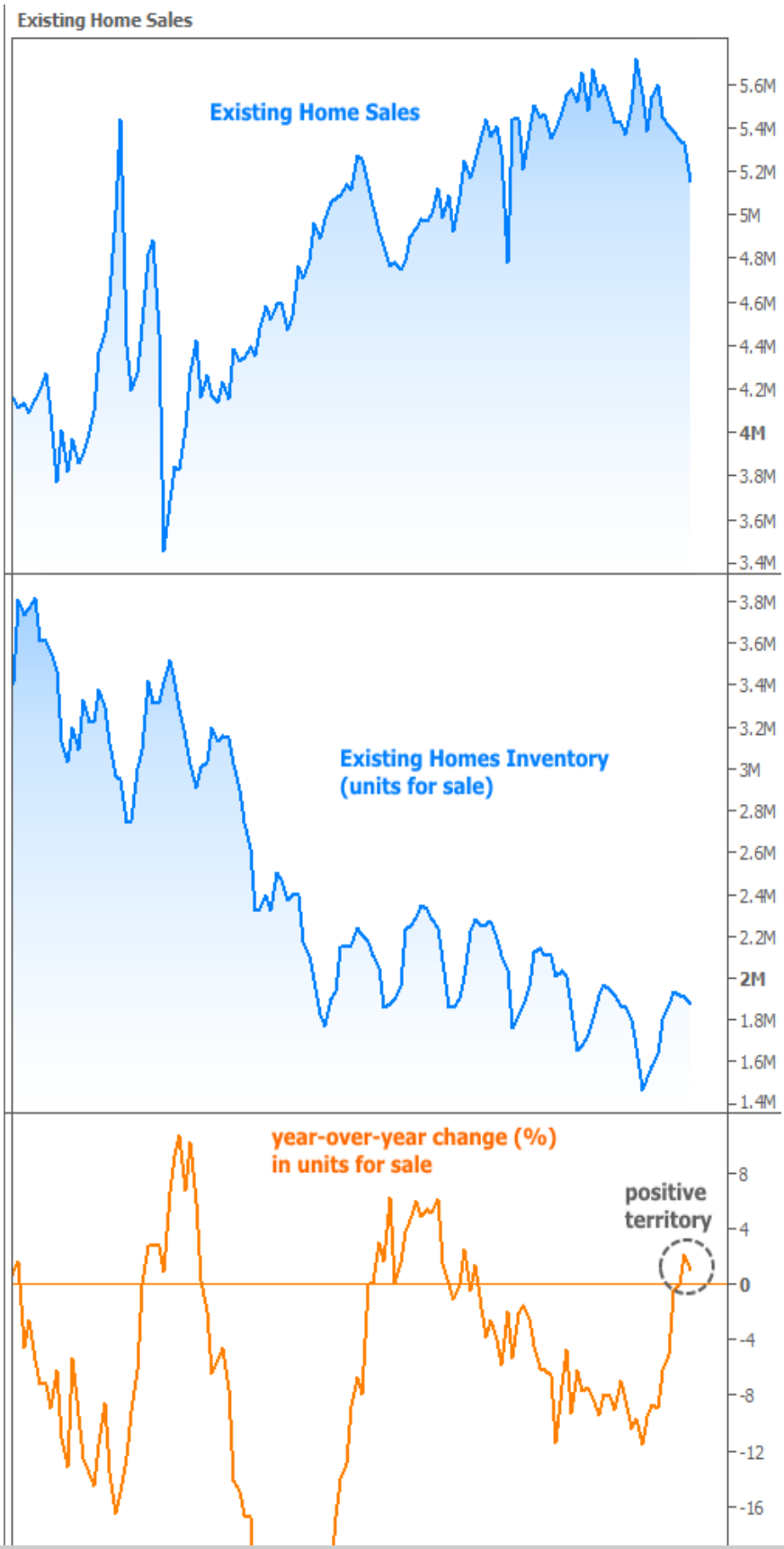

© 2026 MBS Live, LLC. - This newsletter is a service of MarketNewsletters.com.

The interest rates provided in this newsletter are national averages from independent data sources. Rate/APR terms may differ from those listed above based on the creditworthiness of the borrower. All information provided "as is" for informational purposes only, not intended for trading purposes or financial advice.

Read or subscribe to my newsletter online at: http://mortgageratesupdate.com/bennett-capital-partners-mortgage-brokers

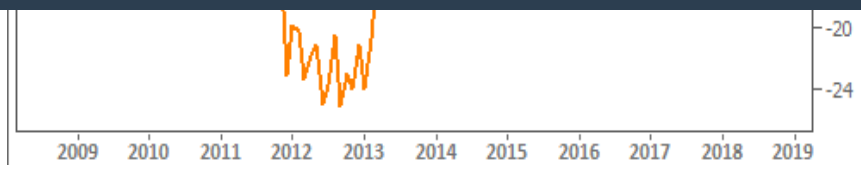

The bottom of the chart makes 2012 look **alarming**, but consider that orange line is dependent on inventory levels from 12 months prior. The crisis left us with a mountain of inventory to work through. 2012 was merely on the lower side of normal levels in terms of units, but its rate of change was extreme relative to the mountain.

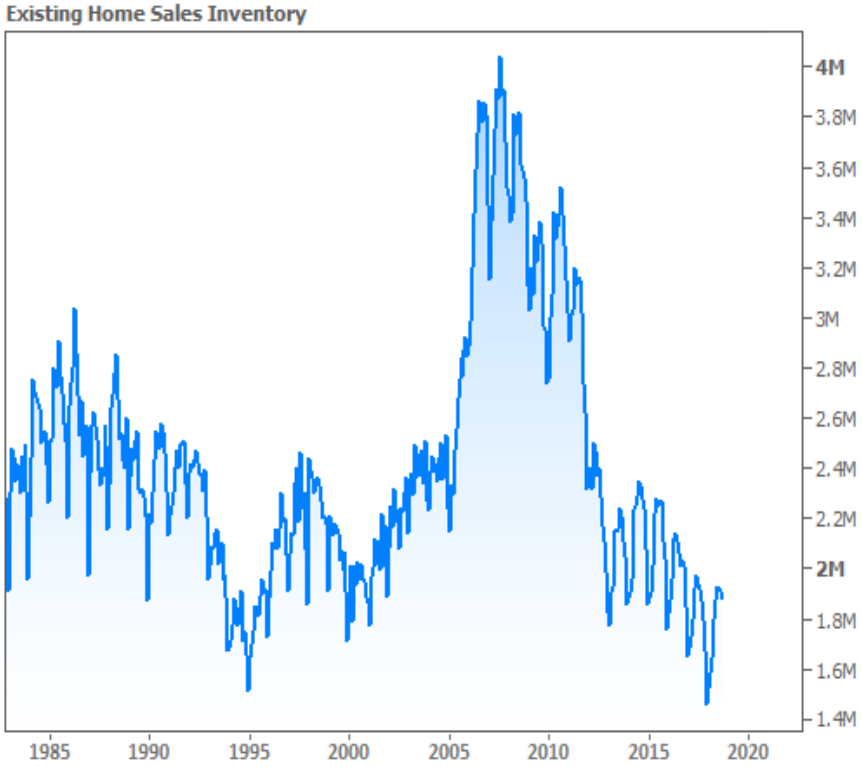

2016-2017 was **more of a concern** because we were losing more and more inventory from levels that were already depressed. Even now, inventory remains low, but by moving back into positive territory, it's **paving the way for a more active housing market**, provided other factors fall into place.

What are the other factors? Cases could be made for several (wages, student loans, geographical mobility, foreign investment balance), but no one could debate the importance of interest rates.

Rates won't make or break a strong housing market, but as we clearly saw in 2013 and again in 2018, they can certainly make a dent. The toughest times are those when rates are spiking and homebuyers are waiting for the top. After rates stabilize, we tend to see activity start to pick up. That means the higher rates go, the **closer we're getting to the starting line** for the next leg up in housing.

At present, daydreaming about a top in rates might seem fairly hopeless. Indeed, it could take months before it finally happens, but odds increase significantly in 2019. This has to do with the timing of the typical cycle in longer-term rates versus the Fed Funds Rate.

The Fed controls overnight rates. Mortgages share most of their DNA with longer-term rates like 10yr Treasury yields. The charts below show every past example of a distinct Fed rate **hike** cycle (like the one we're in now) followed by the subsequent rate **cut** cycle going back to the 80's.

© 2026 MBS Live, LLC. - This newsletter is a service of MarketNewsletters.com.

The interest rates provided in this newsletter are national averages from independent data sources. Rate/APR terms may differ from those listed above based on the creditworthiness of the borrower. All information provided "as is" for informational purposes only, not intended for trading purposes or financial advice.

Read or subscribe to my newsletter online at: http://mortgageratesupdate.com/bennett-capital-partners-mortgage-brokers

The blue line is the Fed Funds Rate (the Fed is beginning a rate **cut** cycle when the blue line moves **lower** for more than a few months). The orange line is the 10yr Treasury yield (a stand-in for mortgage rates in this case).

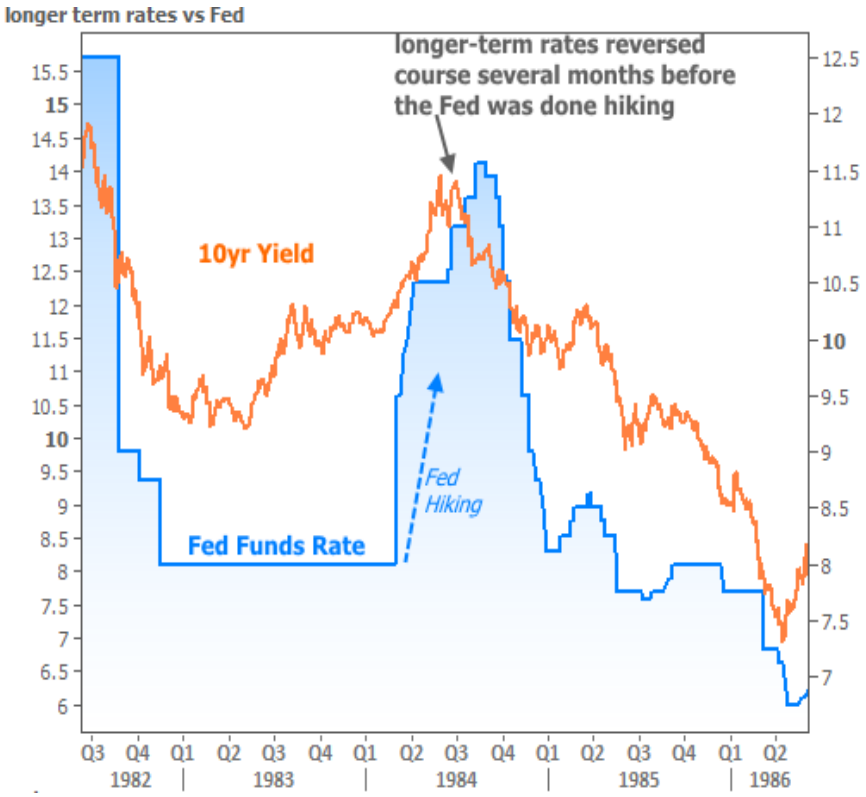

The y-axis is different in each chart, so some of the movement is bigger/smaller than it looks at first glance, but we're only interested in **how** and WHEN the orange line moves relative to the blue line. You'll definitely notice a theme...

© 2026 MBS Live, LLC. - This newsletter is a service of MarketNewsletters.com.

The interest rates provided in this newsletter are national averages from independent data sources. Rate/APR terms may differ from those listed above based on the creditworthiness of the borrower. All information provided "as is" for informational purposes only, not intended for trading purposes or financial advice.

Read or subscribe to my newsletter online at: http://mortgageratesupdate.com/bennett-capital-partners-mortgage-brokers

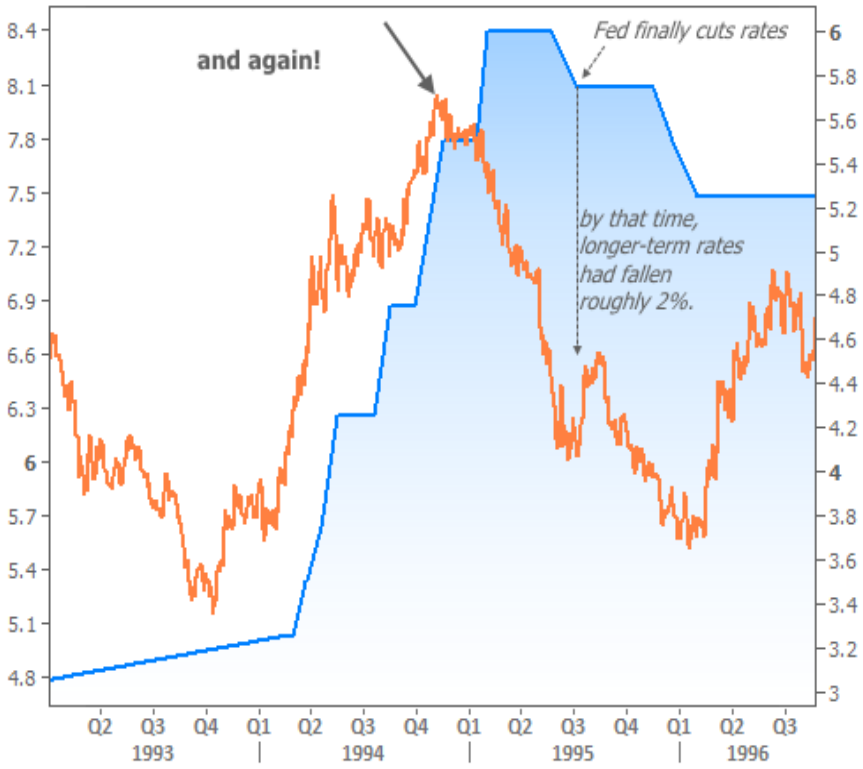

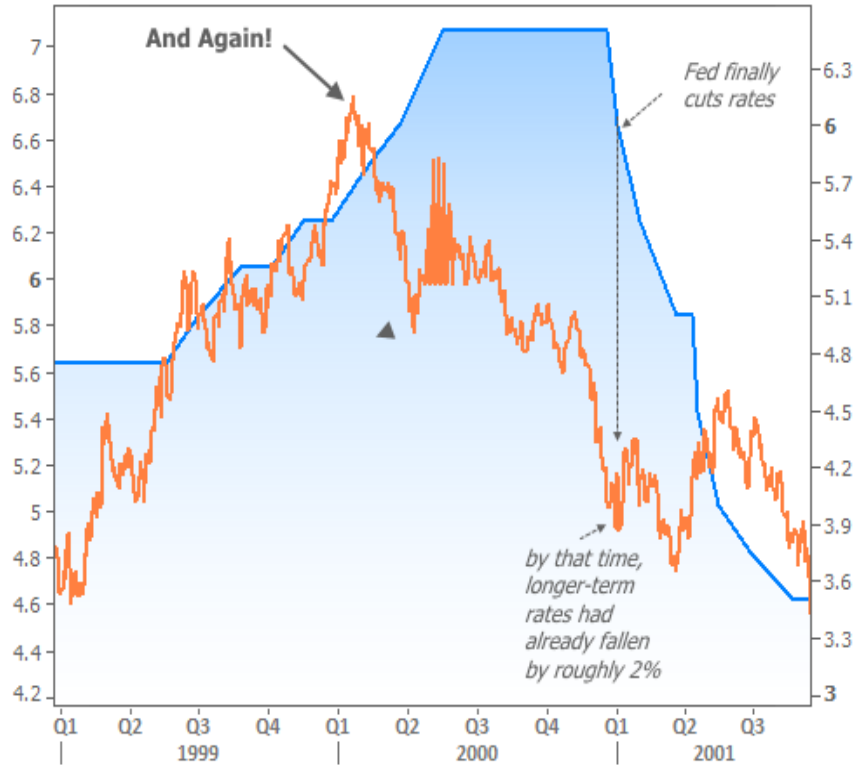

So **what's the point of all this?** Simply put, the Fed will be the first to tell you that it will be close to the end of the current rate hike cycle by the middle of next year. Unless the economy and inflation are just screaming higher, that means we'll have already seen longer-term rates top out, just as they did in every single past example in the charts above.

© 2026 MBS Live, LLC. - This newsletter is a service of MarketNewsletters.com.

The interest rates provided in this newsletter are national averages from independent data sources. Rate/APR terms may differ from those listed above based on the creditworthiness of the borrower. All information provided "as is" for informational purposes only, not intended for trading purposes or financial advice.

Read or subscribe to my newsletter online at: http://mortgageratesupdate.com/bennett-capital-partners-mortgage-brokers

Bottom line: I can't promise you that a big, friendly bounce in rates will happen at any specific time, but I can tell you it will eventually happen, and that we're getting close enough to talk about it.

Subscribe to my newsletter online at: http://mortgageratesupdate.com/bennett-capital-partners-mortgage-brokers

Recent Economic Data

Date	Event	Actual	Forecast	Prior
Monday, Oct 15				
8:30AM	Sep Retail Sales (%)	0.1	0.6	0.1
8:30AM	Oct NY Fed Manufacturing	21.10	19.00	19.00
10:00AM	Aug Business Inventories (%)	0.5	0.5	0.6
Tuesday, Oct 16				
9:15AM	Sep Capacity Utilization (%)	78.1	78.2	78.1
9:15AM	Sep Industrial Production (%)	0.3	0.2	0.4
10:00AM	Oct NAHB housing market indx	68	67	67
Wednesday, Oct 17				
8:30AM	Sep Building permits: number (ml)	1.241	1.278	1.249
8:30AM	Sep House starts mm: change (%)	-5.3		9.2
8:30AM	Sep Housing starts number mm (ml)	1.201	1.220	1.282
8:30AM	Sep Build permits: change mm (%)	-0.6		-4.1
Thursday, Oct 18				
8:30AM	Oct Philly Fed Business Index	22.2	20.0	22.9
10:00AM	Sep Leading index chg mm (%)	0.5	0.5	0.4
Friday, Oct 19				
10:00AM	Sep Exist. home sales % chg (%)	-3.4	-0.7	0.0
10:00AM	Sep Existing home sales (ml)	5.15	5.30	5.34

Event Importance:

No Stars = Insignificant
☆ Low
★ Moderate
★★ Important
★★ Very Important

© 2026 MBS Live, LLC. - This newsletter is a service of MarketNewsletters.com.

The interest rates provided in this newsletter are national averages from independent data sources. Rate/APR terms may differ from those listed above based on the creditworthiness of the borrower. All information provided "as is" for informational purposes only, not intended for trading purposes or financial advice.

Read or subscribe to my newsletter online at: http://mortgageratesupdate.com/bennett-capital-partners-mortgage-brokers

From Bennett Capital Partners Mortgage Brokers

At Bennett Capital Partners Mortgage Brokers, located on Brickell Avenue in Miami, we are your trusted Florida mortgage broker, specializing in residential and commercial loans.

Our services are tailored to your needs, offering competitive rates and fast turnarounds. Whether you're seeking a conventional, VA, or FHA loan, we've got you covered. We also offer financing for warrantable and non-warrantable condos, condo-tels, first-time homebuyers, foreign nationals, and more.

Our specialties include:

- DSCR loans
- No Doc Loans
- Hard money loans
- Bridge Loans
- Private lending
- Jumbo loans
- Investment property loans
- 100 percent financing

We proudly serve all of Florida, including areas like Edgewater, South Beach, Brickell, Coral Gables, Tampa, Orlando, Fort Lauderdale, Naples, and more. Contact us today for expert mortgage advice and personalized loan solutions across the state!

Philip Bennett

REALTOR®

EQUAL HOUSING OPPORTUNITY

© 2026 MBS Live, LLC. - This newsletter is a service of MarketNewsletters.com.

The interest rates provided in this newsletter are national averages from independent data sources. Rate/APR terms may differ from those listed above based on the creditworthiness of the borrower. All information provided "as is" for informational purposes only, not intended for trading purposes or financial advice.

Read or subscribe to my newsletter online at: http://mortgageratesupdate.com/bennett-capital-partners-mortgage-brokers