Philip Bennett
President, Bennett Capital Partners Mortgage Brokers
Business NMLS # 2046862
1101 Brickell Ave STE 800 Miami, FL 33131

Office: 800-457-9057
Mobile: 305-407-0747
philip@bcpmortgage.com
View My Website

Lowest Rates Since May, But There's a Catch

Rates ended the week at the best levels since late May. That sounds pretty great, right?! Unfortunately, there's a fairly big catch.

The problem with the past month and a half is that the range has been excruciatingly narrow. In fact, if you've been in the market for a loan during that time, you probably haven't seen your quoted interest rate change at all.

The chart below only **looks** like it's moving in July because it is adjusted for small day-to-day changes in lenders' **upfront costs**. That's a bit of tricky topic because "upfront costs" mean different things to different people. In this case, it refers to the costs that correspond with any given rate on a lender rate sheet.

These upfront costs let us see mortgage rate movement even if the payment rate or "**note rate**" isn't moving. Think of them as fine-tuning adjustments.

National Average Mortgage Rates

Mortgage News Daily	Rate	Change	Points
30YR Fixed	7.33%	**0.00**	0.00
15YR Fixed	7.01%	**+0.02**	0.00
30YR FHA	6.98%	**+0.02**	0.00
30YR Jumbo	7.60%	**0.00**	0.00
7/6 SOFR	6.85%	**+0.03**	0.00
30YR VA	6.99%	**+0.01**	0.00

Rates as of: 10/27

MBS and Treasury

	Price / Yield	Change
MBS UMBS 6.0	99.40	**-0.05**
10 YR Treasury	5.0061	**+0.0073**
30 YR Treasury	5.3114	**-0.0005**

Pricing as of: 10/28 7:08AM EST

Recent Housing Data

		Value	Change
Mortgage Apps	Oct 14	188.6	-5.32%
Building Permits	Sep	1.4M	+0.43%
Housing Starts	Sep	1.22M	-4.24%
New Home Sales	Aug	684K	+12.69%
Pending Home Sales	Aug	71.2	0%
Existing Home Sales	Oct	3.99M	+0.25%
Builder Confidence	Oct	29	-9.38%

© 2026 MBS Live, LLC. - This newsletter is a service of MarketNewsletters.com.

The interest rates provided in this newsletter are national averages from independent data sources. Rate/APR terms may differ from those listed above based on the creditworthiness of the borrower. All information provided "as is" for informational purposes only, not intended for trading purposes or financial advice.

Read or subscribe to my newsletter online at: http://mortgageratesupdate.com/bennett-capital-partners-mortgage-brokers

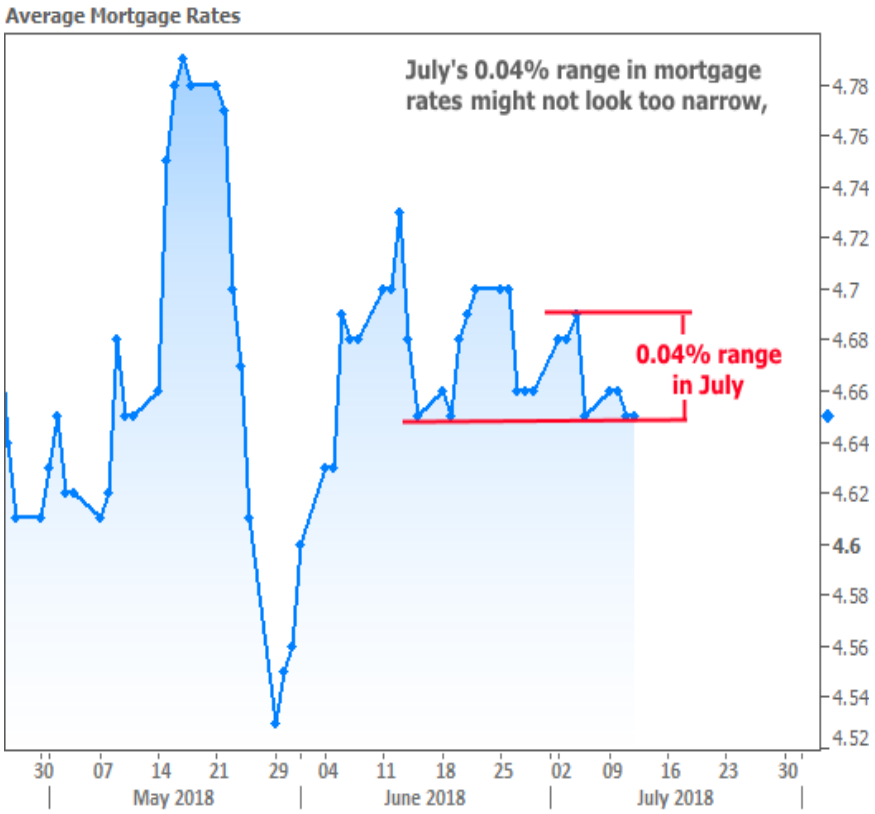

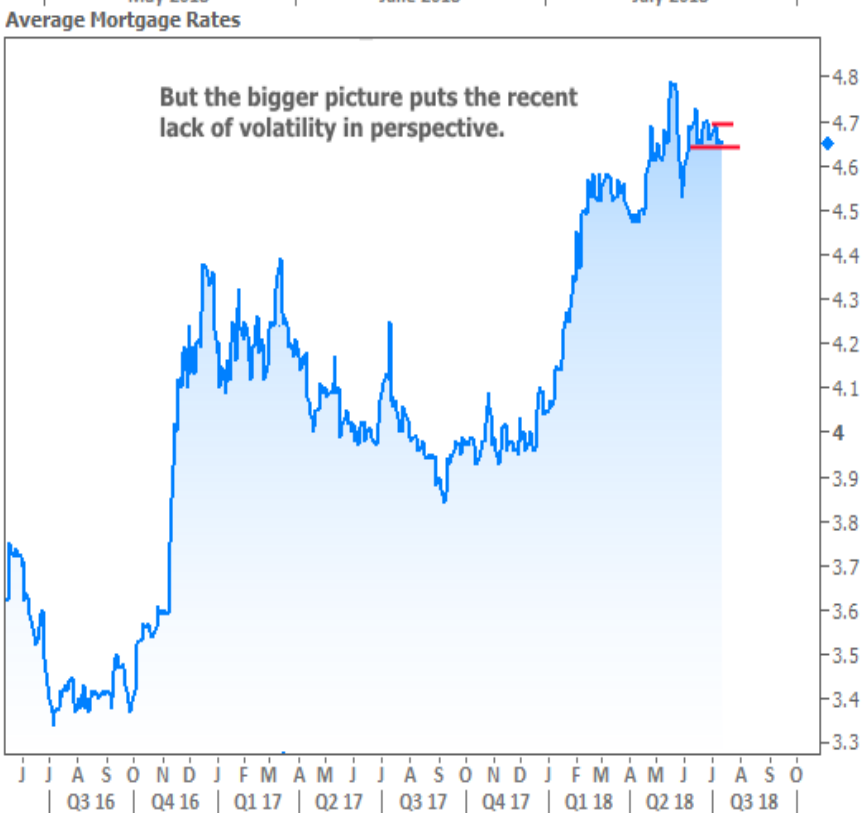

Why does any of that matter? In one sense, it prepares you to be appropriately cynical about next week's potential mortgage rate headlines. Beyond that, the sideways grind in rates is one of our industry's most visible manifestations of the uncertainty in broader financial markets.

© 2026 MBS Live, LLC. - This newsletter is a service of MarketNewsletters.com.

The interest rates provided in this newsletter are national averages from independent data sources. Rate/APR terms may differ from those listed above based on the creditworthiness of the borrower. All information provided "as is" for informational purposes only, not intended for trading purposes or financial advice.

Read or subscribe to my newsletter online at: http://mortgageratesupdate.com/bennett-capital-partners-mortgage-brokers

Part of the uncertainty is due to the general realities of summertime trading--especially in the bond market (which underlies rates). A **bigger driver of uncertainty** is something we talked about in last week's newsletter: the implementation of tariffs on China and the fear of market backlash.

There's a visible reference to the uncertainty in the correlation between stocks and bonds heading into the end of last week. We often see both sides of the market huddle together with higher lows and lower highs, waiting for an indication of the next big move. The chart below shows that stocks quickly forgot about last week's fears while the jury is still out for bonds.

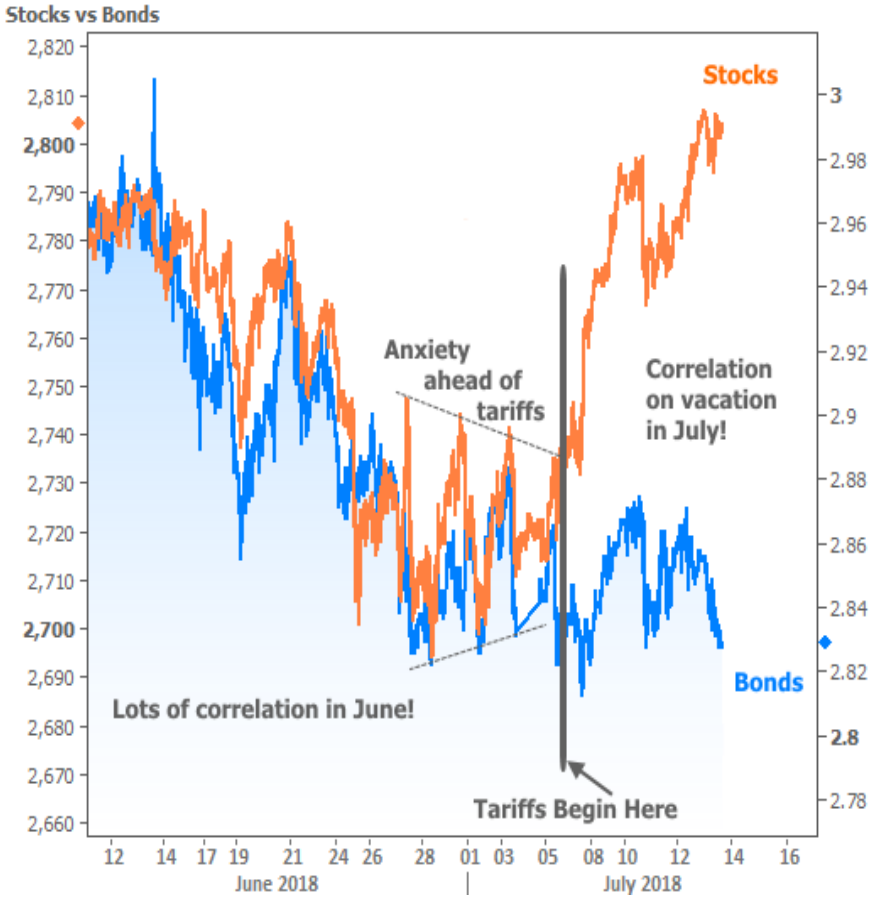

So **who's telling the truth here?** Did stocks jump the gun or are bonds taking too much time to decide? As is often the case, zooming out a bit will tell us what we need to know. Incidentally, BOTH stocks and bonds are still in bigger-picture consolidation patterns for essentially all of 2018.

© 2026 MBS Live, LLC. - This newsletter is a service of MarketNewsletters.com.

The interest rates provided in this newsletter are national averages from independent data sources. Rate/APR terms may differ from those listed above based on the creditworthiness of the borrower. All information provided "as is" for informational purposes only, not intended for trading purposes or financial advice.

Read or subscribe to my newsletter online at: http://mortgageratesupdate.com/bennett-capital-partners-mortgage-brokers

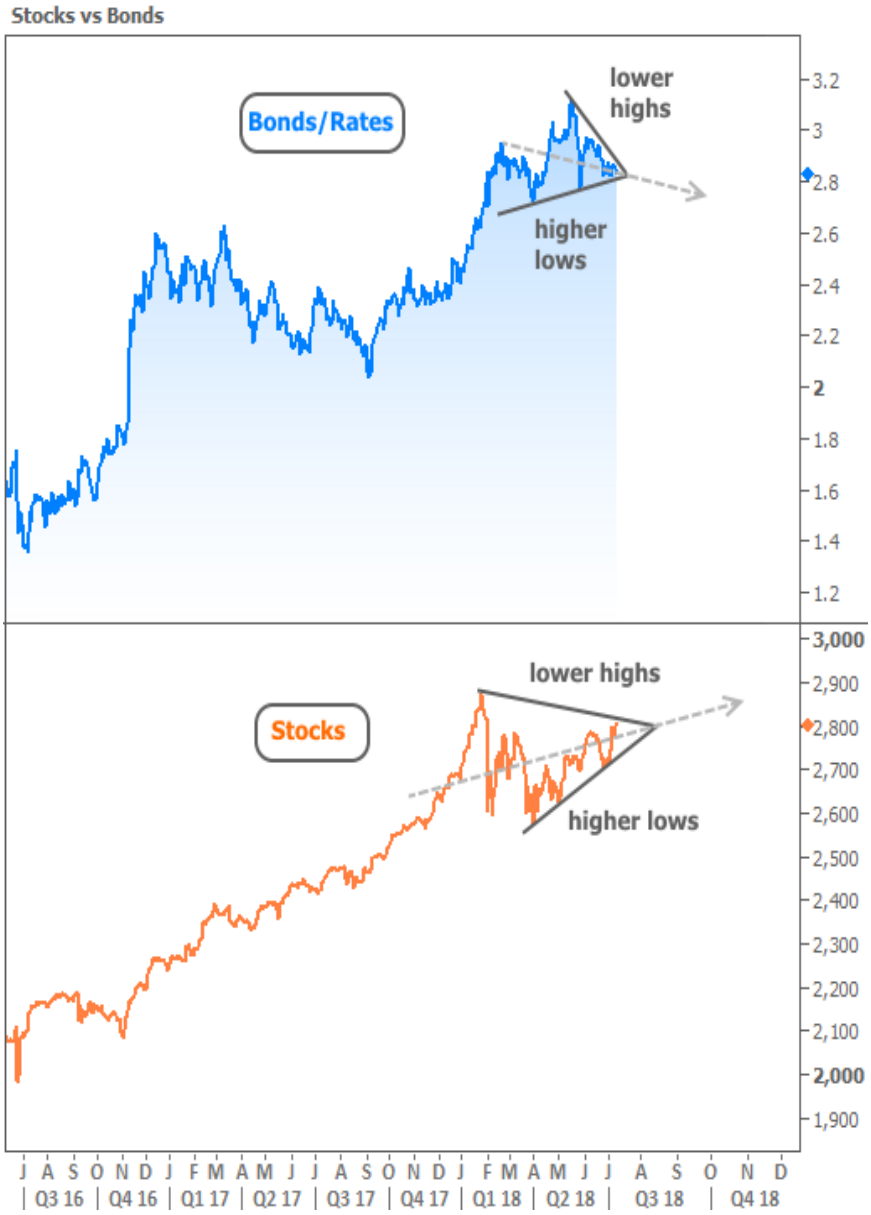

In other words, neither side of the market is telling the truth OR lying. Both still aren't exactly sure which way the next move will go. If past precedent is any guide, we may be waiting to find out conclusively until the summertime trading slowdown ends in September. Either way, the presence of these consolidations **greatly increases the odds** of a bigger move on the horizon.

Subscribe to my newsletter online at: http://mortgageratesupdate.com/bennett-capital-partners-mortgage-brokers

Recent Economic Data

Date	Event	Actual	Forecast	Prior
Tuesday, Jul 10				
1:00PM	3-Yr Note Auction (bl)	33		
Wednesday, Jul 11				

Event Importance:

No Stars = Insignificant
☆ Low
★ Moderate
★★ Important
★★ Very Important

© 2026 MBS Live, LLC. - This newsletter is a service of MarketNewsletters.com.

The interest rates provided in this newsletter are national averages from independent data sources. Rate/APR terms may differ from those listed above based on the creditworthiness of the borrower. All information provided "as is" for informational purposes only, not intended for trading purposes or financial advice.

Read or subscribe to my newsletter online at: http://mortgageratesupdate.com/bennett-capital-partners-mortgage-brokers

Date	Event	Actual	Forecast	Prior
7:00AM	w/e MBA Purchase Index	261.5		245.5
7:00AM	w/e Mortgage Refinance Index	958.5		996.0
8:30AM	Jun Producer Prices (%)	0.3	0.2	0.5
8:30AM	Jun Core Producer Prices YY (%)	2.8	2.6	2.4
10:00AM	May Wholesale inventories mm (%)	0.6	0.5	0.5
1:00PM	10-yr Note Auction (bl)	22		
Thursday, Jul 12				
8:30AM	Jun CPI mm, sa (%)	0.1	0.2	0.2
8:30AM	Jun Core CPI Year/Year (%)	2.3	2.3	2.2
8:30AM	w/e Jobless Claims (k)	214	222	231
1:00PM	30-Yr Bond Auction (bl)	14		
Friday, Jul 13				
8:30AM	Jun Export prices mm (%)	0.3	0.2	0.6
8:30AM	Jun Import prices mm (%)	-0.4	0.1	0.6
10:00AM	Jul 5yr Inflation Outlook (%)	2.4		2.6
10:00AM	Jul 1yr Inflation Outlook (%)	2.9		3.0
10:00AM	Jul Consumer Sentiment	97.1	98.2	98.2
Monday, Jul 16				
8:30AM	Jun Retail Sales (%)	+0.5	0.5	0.8
8:30AM	Jul NY Fed Manufacturing	22.6	22.00	25.00
10:00AM	May Business Inventories (%)	+0.4	0.4	0.3
Tuesday, Jul 17				
9:15AM	Jun Capacity Utilization (%)	78.0	78.3	77.9
9:15AM	Jun Industrial Production (%)	+0.6	0.6	-0.1
10:00AM	Jul NAHB housing market indx	68	68	68
Wednesday, Jul 18				
7:00AM	w/e MBA Purchase Index	247.9		261.5
7:00AM	w/e Mortgage Refinance Index	979.6		958.5
8:30AM	Jun Building permits: number (ml)	1.273	1.330	1.301
8:30AM	Jun House starts mm: change (%)	-12.3		5.0
8:30AM	Jun Build permits: change mm (%)	-2.2		-4.6
8:30AM	Jun Housing starts number mm (ml)	1.173	1.320	1.350
Thursday, Jul 19				
8:30AM	Jul Philly Fed Business Index	25.7	21.5	19.9
8:30AM	w/e Jobless Claims (k)	207	216	214
10:00AM	Jun Leading index chg mm (%)	0.5	0.4	0.2

© 2026 MBS Live, LLC. - This newsletter is a service of MarketNewsletters.com.

The interest rates provided in this newsletter are national averages from independent data sources. Rate/APR terms may differ from those listed above based on the creditworthiness of the borrower. All information provided "as is" for informational purposes only, not intended for trading purposes or financial advice.

Read or subscribe to my newsletter online at: http://mortgageratesupdate.com/bennett-capital-partners-mortgage-brokers

From Bennett Capital Partners Mortgage Brokers

At Bennett Capital Partners Mortgage Brokers, located on Brickell Avenue in Miami, we are your trusted Florida mortgage broker, specializing in residential and commercial loans.

Our services are tailored to your needs, offering competitive rates and fast turnarounds. Whether you're seeking a conventional, VA, or FHA loan, we've got you covered. We also offer financing for warrantable and non-warrantable condos, condo-tels, first-time homebuyers, foreign nationals, and more.

Our specialties include:

- DSCR loans
- No Doc Loans
- Hard money loans
- Bridge Loans
- Private lending
- Jumbo loans
- Investment property loans
- 100 percent financing

We proudly serve all of Florida, including areas like Edgewater, South Beach, Brickell, Coral Gables, Tampa, Orlando, Fort Lauderdale, Naples, and more. Contact us today for expert mortgage advice and personalized loan solutions across the state!

Philip Bennett

REALTOR®

EQUAL HOUSING OPPORTUNITY

© 2026 MBS Live, LLC. - This newsletter is a service of MarketNewsletters.com.

The interest rates provided in this newsletter are national averages from independent data sources. Rate/APR terms may differ from those listed above based on the creditworthiness of the borrower. All information provided "as is" for informational purposes only, not intended for trading purposes or financial advice.

Read or subscribe to my newsletter online at: http://mortgageratesupdate.com/bennett-capital-partners-mortgage-brokers