Philip Bennett
President, Bennett Capital Partners Mortgage Brokers
Business NMLS # 2046862
1101 Brickell Ave STE 800 Miami, FL 33131

Office: 800-457-9057
Mobile: 305-407-0747
philip@bcpmortgage.com
View My Website

Housing Can Survive Higher Rates

The US withdrawal from the Iran nuclear deal dominated the news this week. This will arguably impact rates, albeit in a subtle, roundabout way. The housing market won't care much, but it's not without its own challenges.

Interest Rate Considerations

It takes a bit of work to connect recent interest rate moves to the Iran news. In fact, there's really not much of a connection--if any. Moreover, if we do end up seeing a connection, it won't be something that happens in a **big, obvious** way. Rather, it would materialize slowly and it would be muddied by a multitude of more relevant variables.

Inflation is at the heart of the issue. Bonds are essentially loans. Investors purchase bonds in exchange for the right to receive payments over time on a predetermined schedule. If the cost of a ***Grande Skinny Caramel Macchiato*** was $4.55 when the investor initially bought a bond, and if the monthly payment received on the bond was $4.55 after taxes, the investor could enjoy that delicious beverage once a month (or purchase one for someone who enjoys drinks with long names).

But now say inflation brings the cost up to $6.10. Because the terms of the bond are predetermined, the investor will have to order something with fewer words or in a smaller size. **Inflation erodes the purchasing power** of dollars and thus erodes the returns realized from investing in bonds. The investor is still getting the same $4.55, but that $4.55 won't buy what it once did.

A certain amount of inflation is always assumed, but it's when there is a risk that inflation will increase that bond investors demand lower prices. When bond investors demand lower prices, it's the same as demanding a higher rate of return. It's this sentiment that **causes rates to rise**.

To get a quick idea of **how important** inflation is to bonds/rates at the moment, we need only look at a chart of bonds with volume. Whereas the big jobs number (nonfarm payrolls, or NFP) is the perennial top dog in terms of economic data that impacts bonds, the big inflation number (the Consumer Price Index, or CPI) has recently drawn out much more volume.

National Average Mortgage Rates

Mortgage News Daily	Rate	Change	Points
30YR Fixed	7.35%	+0.02	0.00
15YR Fixed	7.00%	-0.01	0.00
30YR FHA	6.99%	+0.01	0.00
30YR Jumbo	7.60%	0.00	0.00
7/6 SOFR	6.86%	+0.01	0.00
30YR VA	7.00%	+0.01	0.00

Rates as of: 10/28

MBS and Treasury

	Price / Yield	Change
MBS UMBS 6.0	99.56	-0.04
10 YR Treasury	5.0052	-0.0113
30 YR Treasury	5.3318	-0.0135

Pricing as of: 10/29 8:42AM EST

Recent Housing Data

		Value	Change
Mortgage Apps	Oct 14	188.6	-5.32%
Building Permits	Sep	1.4M	+0.43%
Housing Starts	Sep	1.22M	-4.24%
New Home Sales	Aug	684K	+12.69%
Pending Home Sales	Aug	71.2	0%
Existing Home Sales	Oct	3.99M	+0.25%
Builder Confidence	Oct	29	-9.38%

© 2026 MBS Live, LLC. - This newsletter is a service of MarketNewsletters.com.

The interest rates provided in this newsletter are national averages from independent data sources. Rate/APR terms may differ from those listed above based on the creditworthiness of the borrower. All information provided "as is" for informational purposes only, not intended for trading purposes or financial advice.

Read or subscribe to my newsletter online at: http://mortgageratesupdate.com/bennett-capital-partners-mortgage-brokers

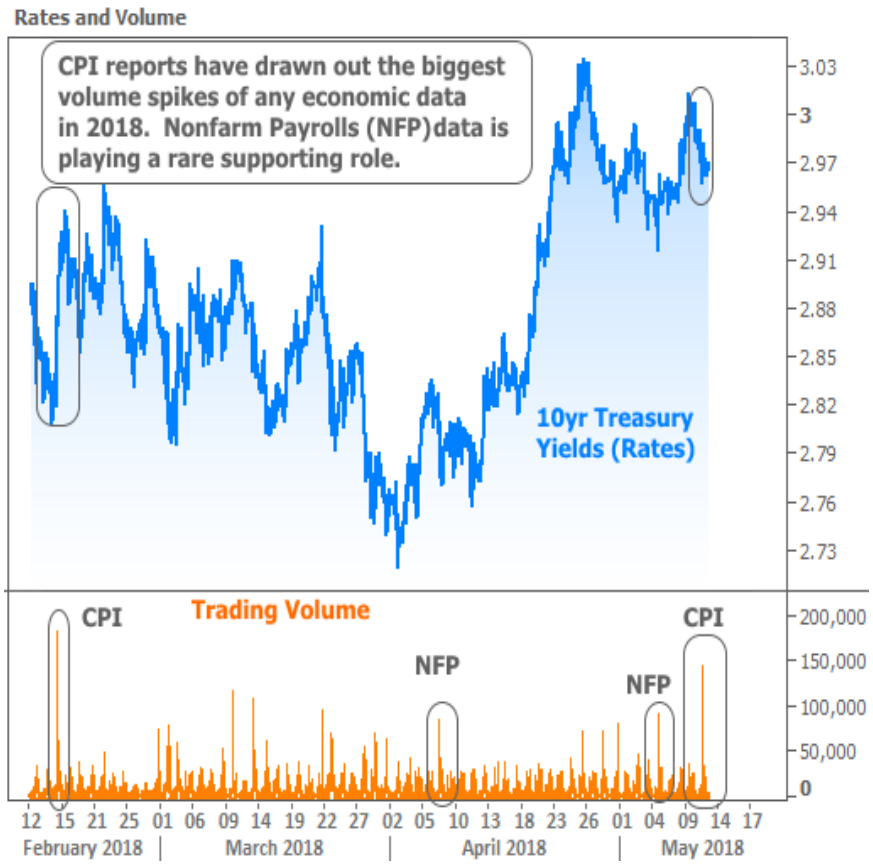

If inflation matters so much to bonds, **what matters to inflation?** Oil is a key consideration because it's generally connected to transportation costs. If a company has to pay more to move its goods, some of those costs are passed on to consumers (known as "supply push" inflation). Granted, this isn't a perfect relationship because consumers are less able to contribute to inflation from the demand side ("demand pull" inflation) if they're paying more at the pump. These subtleties account for the imperfections in the following chart, but the general idea holds true.

© 2026 MBS Live, LLC. - This newsletter is a service of MarketNewsletters.com.

The interest rates provided in this newsletter are national averages from independent data sources. Rate/APR terms may differ from those listed above based on the creditworthiness of the borrower. All information provided "as is" for informational purposes only, not intended for trading purposes or financial advice.

Read or subscribe to my newsletter online at: http://mortgageratesupdate.com/bennett-capital-partners-mortgage-brokers

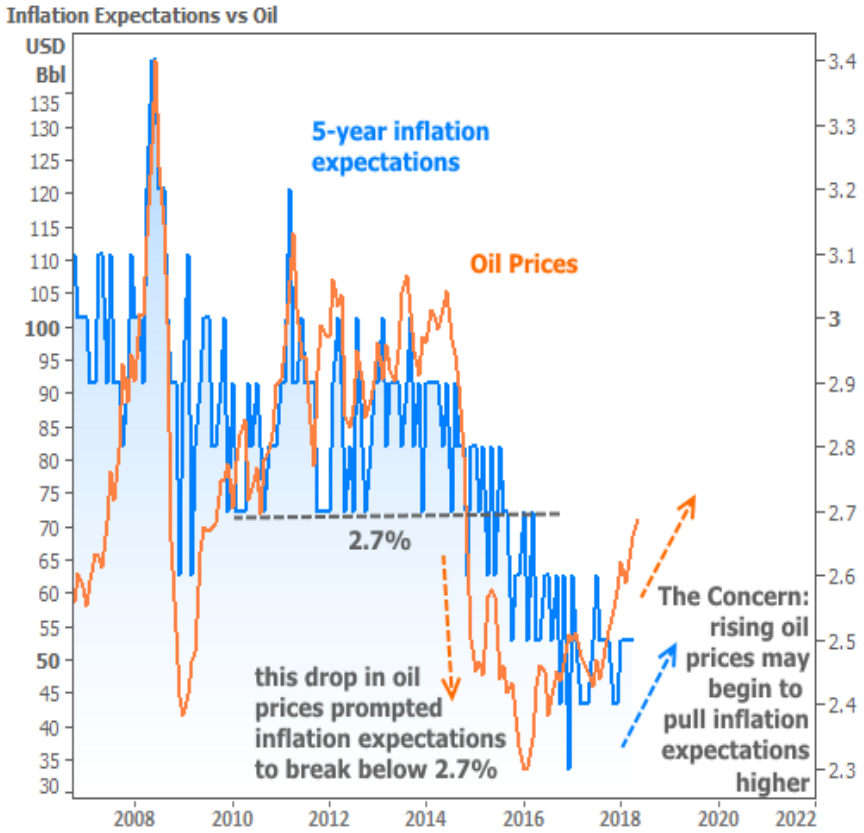

Investors are **keeping a close eye** on the bounce in oil prices and the potential bounce in inflation. They're worried we'll see **"the reality"** in the following chart finally shift toward **"the fear"** when it comes to the most important inflation number (Core annual CPI).

© 2026 MBS Live, LLC. - This newsletter is a service of MarketNewsletters.com.

The interest rates provided in this newsletter are national averages from independent data sources. Rate/APR terms may differ from those listed above based on the creditworthiness of the borrower. All information provided "as is" for informational purposes only, not intended for trading purposes or financial advice.

Read or subscribe to my newsletter online at: http://mortgageratesupdate.com/bennett-capital-partners-mortgage-brokers

Given bonds' fear of inflation and inflation's relationship to oil, **we wouldn't be crazy** to assume oil prices can have an impact on rates. Granted, other variables make for questionable shorter-term correlation, but longer time frames look much less questionable.

© 2026 MBS Live, LLC. - This newsletter is a service of MarketNewsletters.com.

The interest rates provided in this newsletter are national averages from independent data sources. Rate/APR terms may differ from those listed above based on the creditworthiness of the borrower. All information provided "as is" for informational purposes only, not intended for trading purposes or financial advice.

Read or subscribe to my newsletter online at: http://mortgageratesupdate.com/bennett-capital-partners-mortgage-brokers

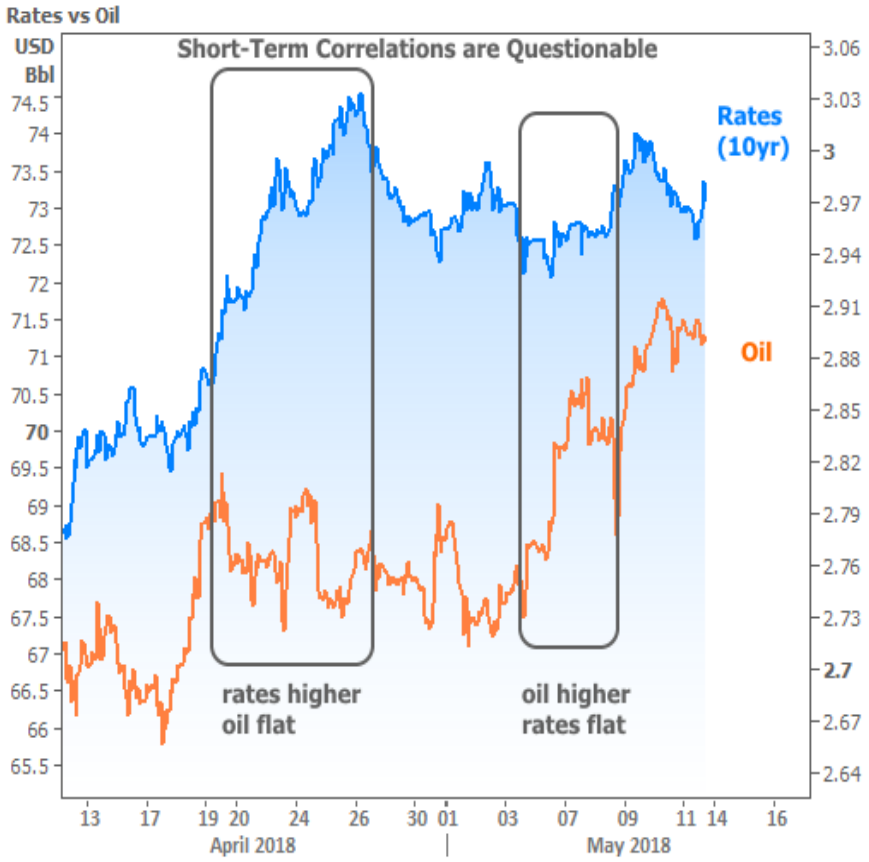

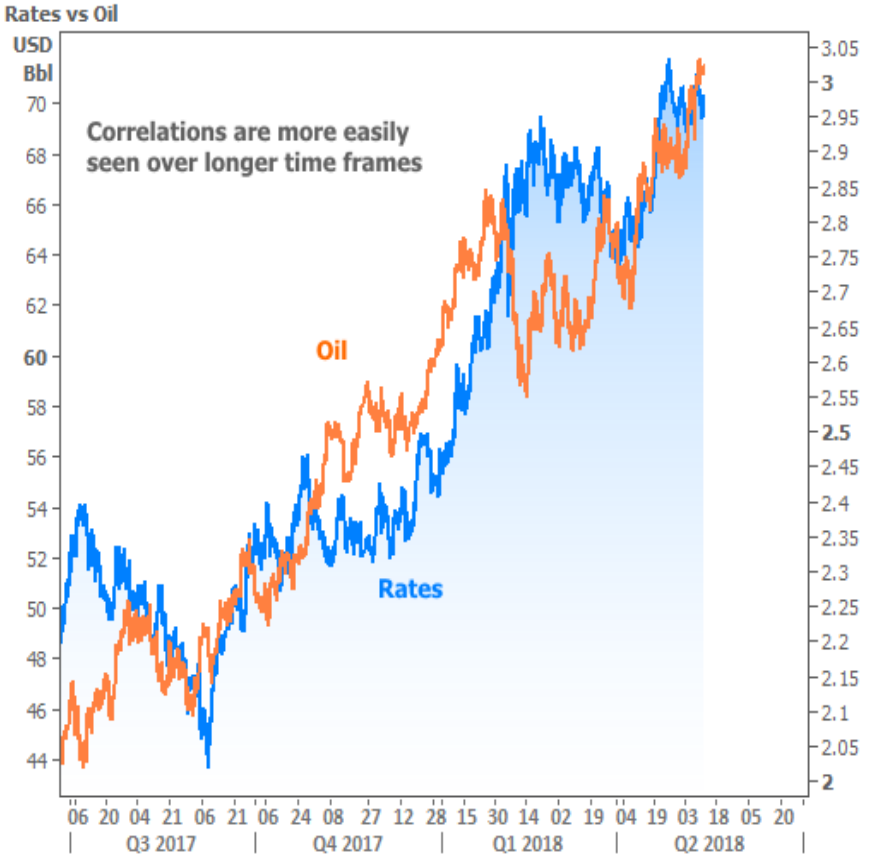

© 2026 MBS Live, LLC. - This newsletter is a service of MarketNewsletters.com.

The interest rates provided in this newsletter are national averages from independent data sources. Rate/APR terms may differ from those listed above based on the creditworthiness of the borrower. All information provided "as is" for informational purposes only, not intended for trading purposes or financial advice.

Read or subscribe to my newsletter online at: http://mortgageratesupdate.com/bennett-capital-partners-mortgage-brokers

All this to say that to whatever extent the abandonment of the Iran nuclear deal puts upward pressure on oil prices in the US, it will also be contributing in some way to upward pressure on rates.

Upward pressure on rates is a **big deal** at the moment because they're currently very close to the **highest levels in more than 4 years**. Most recently, a key level has emerged in 10yr Treasury Yields (the yardstick by which all other long term rates in the US--like mortgages--are measured). Earlier this year, 2.95% acted as a firm ceiling for rising rates before finally giving way in late April. Since then, rates have made repeated attempts to get back below. All have failed.

© 2026 MBS Live, LLC. - This newsletter is a service of MarketNewsletters.com.

The interest rates provided in this newsletter are national averages from independent data sources. Rate/APR terms may differ from those listed above based on the creditworthiness of the borrower. All information provided "as is" for informational purposes only, not intended for trading purposes or financial advice.

Read or subscribe to my newsletter online at: http://mortgageratesupdate.com/bennett-capital-partners-mortgage-brokers

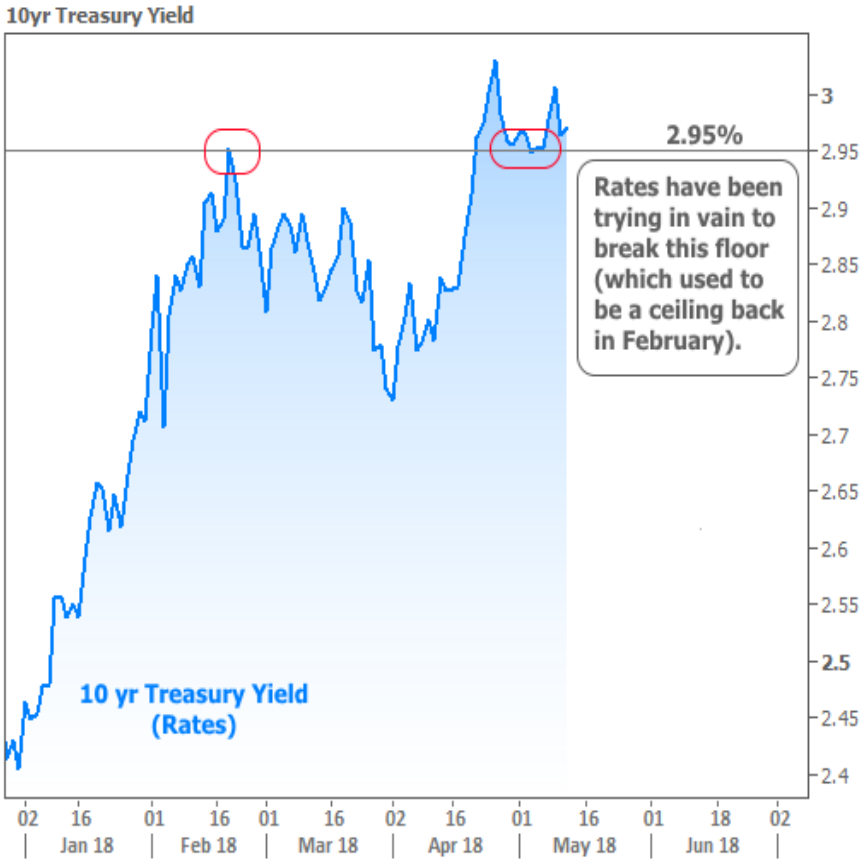

Housing Considerations

© 2026 MBS Live, LLC. - This newsletter is a service of MarketNewsletters.com.

The interest rates provided in this newsletter are national averages from independent data sources. Rate/APR terms may differ from those listed above based on the creditworthiness of the borrower. All information provided "as is" for informational purposes only, not intended for trading purposes or financial advice.

Read or subscribe to my newsletter online at: http://mortgageratesupdate.com/bennett-capital-partners-mortgage-brokers

As the chart above suggests, the inability to get back below 2.95% could mean that rates are forced to break above 2013/2014 highs--something that's definitely on the radar of many market watchers. Higher mortgage rates are obviously somewhat of a hindrance to the housing market, but **how much objective damage** could they cause? Past precedent is no guarantee, but it's encouraging (at least in terms of the ability of PURCHASES to weather the storms of rising rates).

The following chart shows past examples of mortgage rate spikes and the corresponding changes in purchase and refinance applications. Logically, **refis get hit hard**. Purchases, on the other hand, seem to escape with **barely a scratch**. This has been especially true of the current rising rate environment that began in late 2016.

© 2026 MBS Live, LLC. - This newsletter is a service of MarketNewsletters.com.

The interest rates provided in this newsletter are national averages from independent data sources. Rate/APR terms may differ from those listed above based on the creditworthiness of the borrower. All information provided "as is" for informational purposes only, not intended for trading purposes or financial advice.

Read or subscribe to my newsletter online at: http://mortgageratesupdate.com/bennett-capital-partners-mortgage-brokers

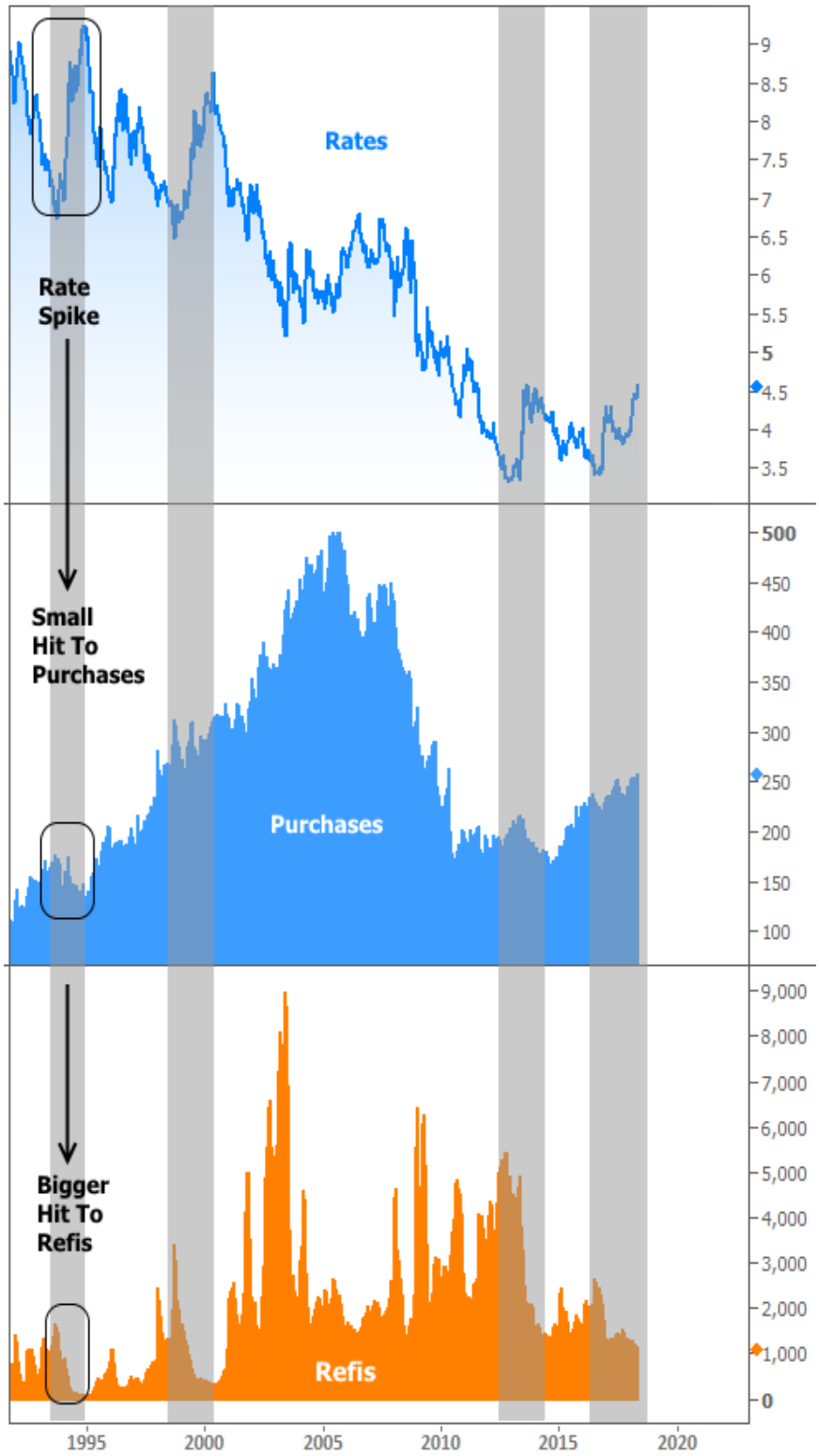

In short, rates will have **SOME impact** on purchase demand, depending on how much they rise and how quickly, but there are more important headwinds. These include the **usual suspects** like ultra tight supply of new homes, and a shortage of skilled labor for builders. Both were noted in separate reports this week from the Mortgage Bankers Association and the National Association of Home Builders.

© 2026 MBS Live, LLC. - This newsletter is a service of MarketNewsletters.com.

The interest rates provided in this newsletter are national averages from independent data sources. Rate/APR terms may differ from those listed above based on the creditworthiness of the borrower. All information provided "as is" for informational purposes only, not intended for trading purposes or financial advice.

Read or subscribe to my newsletter online at: http://mortgageratesupdate.com/bennett-capital-partners-mortgage-brokers

Despite the construction headwinds--or perhaps because of their effects (persistently higher home prices)--a Fannie Mae survey showed a record high in its Home Purchase Sentiment Index. And if you prefer to look at such numbers through **a darker lens**, increased selling interest could also be another reason to ask the question posed in last week's newsletter.

Subscribe to my newsletter online at: http://mortgageratesupdate.com/bennett-capital-partners-mortgage-brokers

Recent Economic Data

Date	Event	Actual	Forecast	Prior
Tuesday, May 08				
1:00PM	3-Yr Note Auction (bl)	31		
Wednesday, May 09				
7:00AM	w/e MBA Purchase Index	257.7		258.1
7:00AM	w/e Mortgage Refinance Index	1098.4		1104.9
8:30AM	Apr Producer Prices (%)	0.1	0.2	0.3
8:30AM	Apr Core Producer Prices YY (%)	2.3	2.4	2.7
10:00AM	Mar Wholesale inventories mm (%)	0.3	0.5	0.5
Thursday, May 10				
8:30AM	Apr CPI mm, sa (%)	0.2	0.3	-0.1
8:30AM	Apr Core CPI Year/Year (%)	2.1	2.2	2.1
8:30AM	w/e Jobless Claims (k)	211	220	211
Friday, May 11				
8:30AM	Apr Import prices mm (%)	0.3	0.5	0.0
8:30AM	Apr Export prices mm (%)	0.6	0.3	0.3
10:00AM	May 1yr Inflation Outlook (%)	2.8		2.7
10:00AM	May 5yr Inflation Outlook (%)	2.5		2.5
10:00AM	May Consumer Sentiment	98.8	98.5	98.8
Tuesday, May 15				
8:30AM	Apr Retail Sales (%)	+0.3	0.3	0.6
8:30AM	May NY Fed Manufacturing	20.1	15.00	15.80
10:00AM	May NAHB housing market indx	70	69	69
10:00AM	Mar Business Inventories (%)	0.0	0.1	0.6
Wednesday, May 16				
7:00AM	w/e Mortgage Market Index	376.5		387.1
8:30AM	Apr Build permits: change mm (%)	-1.8		4.4
8:30AM	Apr House starts mm: change (%)	-3.7		1.9
9:15AM	Apr Industrial Production (%)	+0.7	0.6	0.5
Thursday, May 17				
8:30AM	May Philly Fed Business Index	34.4	21.0	23.2
8:30AM	w/e Jobless Claims (k)	222	219	211

Event Importance:

No Stars = Insignificant
☆ Low
★ Moderate
★★ Important
★★ Very Important

© 2026 MBS Live, LLC. - This newsletter is a service of MarketNewsletters.com.

The interest rates provided in this newsletter are national averages from independent data sources. Rate/APR terms may differ from those listed above based on the creditworthiness of the borrower. All information provided "as is" for informational purposes only, not intended for trading purposes or financial advice.

Read or subscribe to my newsletter online at: http://mortgageratesupdate.com/bennett-capital-partners-mortgage-brokers

Date	Event	Actual	Forecast	Prior
10:00AM	Apr Leading index chg mm (%)	0.4	0.4	0.3
Wednesday, Jul 11				
1:00PM	10-yr Note Auction (bl)	22		
Thursday, Jul 12				
1:00PM	30-Yr Bond Auction (bl)	14		

From Bennett Capital Partners Mortgage Brokers

At Bennett Capital Partners Mortgage Brokers, located on Brickell Avenue in Miami, we are your trusted Florida mortgage broker, specializing in residential and commercial loans.

Our services are tailored to your needs, offering competitive rates and fast turnarounds. Whether you're seeking a conventional, VA, or FHA loan, we've got you covered. We also offer financing for warrantable and non-warrantable condos, condo-tels, first-time homebuyers, foreign nationals, and more.

Our specialties include:

- DSCR loans
- No Doc Loans
- Hard money loans
- Bridge Loans
- Private lending
- Jumbo loans
- Investment property loans
- 100 percent financing

We proudly serve all of Florida, including areas like Edgewater, South Beach, Brickell, Coral Gables, Tampa, Orlando, Fort Lauderdale, Naples, and more. Contact us today for expert mortgage advice and personalized loan solutions across the state!

Philip Bennett

REALTOR®

EQUAL HOUSING OPPORTUNITY

© 2026 MBS Live, LLC. - This newsletter is a service of MarketNewsletters.com.

The interest rates provided in this newsletter are national averages from independent data sources. Rate/APR terms may differ from those listed above based on the creditworthiness of the borrower. All information provided "as is" for informational purposes only, not intended for trading purposes or financial advice.

Read or subscribe to my newsletter online at: http://mortgageratesupdate.com/bennett-capital-partners-mortgage-brokers