Philip Bennett
President, Bennett Capital Partners Mortgage Brokers
Business NMLS # 2046862
1101 Brickell Ave STE 800 Miami, FL 33131

Office: 800-457-9057
Mobile: 305-407-0747
philip@bcpmortgage.com
View My Website

Lowest Rates in 2 Months Face Big Test Next Week

One great (frustrating) thing about financial market discourse is the fact that so many words have more than one meaning. **"Test"** is a good example. Among analysts, "test" can refer to an attempt to break through a certain barrier in any given market. With that in mind, this week saw several important tests, and next week promises at least one more.

This week's test focuses on a sort of "magic line" for rates--a distinction it earned by acting as a firm floor in March. With rates finally gaining some ground after a horrible start to 2018, this magic line was a **reminder** of the lingering headwinds that **made things horrible** in the first place (Fed tightening, increased Treasury issuance to pay for fiscal policies, and upside risks to economic growth and inflation from those fiscal policies).

Staring down the magic line back in late March, we knew we'd need help from something big and economically threatening (bad economic news tends to help rates). **Enter the trade war.** Trade tensions were already on the radar but the late March tariff announcement (the one that focused on China) caused enough of a stir to help rates break below the magic line.

Before we look at the magic line on a chart, let's give credit where it's due. Much of the bond market demand in late March and in general over the past few weeks has come courtesy of **panicked stock market selling.** As money flees stocks, some of it seeks safer havens in the bond market. Excess demand for bonds pushes rates lower, all other things being equal.

National Average Mortgage Rates

Mortgage News Daily	Rate	Change	Points
30YR Fixed	7.33%	**0.00**	0.00
15YR Fixed	7.01%	**+0.02**	0.00
30YR FHA	6.98%	**+0.02**	0.00
30YR Jumbo	7.60%	**0.00**	0.00
7/6 SOFR	6.85%	**+0.03**	0.00
30YR VA	6.99%	**+0.01**	0.00

Rates as of: 10/27

MBS and Treasury

	Price / Yield	Change
MBS UMBS 6.0	99.41	**-0.05**
10 YR Treasury	5.0051	**+0.0063**
30 YR Treasury	5.3103	**-0.0016**

Pricing as of: 10/28 7:09AM EST

Recent Housing Data

		Value	Change
Mortgage Apps	Oct 14	188.6	-5.32%
Building Permits	Sep	1.4M	+0.43%
Housing Starts	Sep	1.22M	-4.24%
New Home Sales	Aug	684K	+12.69%
Pending Home Sales	Aug	71.2	0%
Existing Home Sales	Oct	3.99M	+0.25%
Builder Confidence	Oct	29	-9.38%

© 2026 MBS Live, LLC. - This newsletter is a service of MarketNewsletters.com.

The interest rates provided in this newsletter are national averages from independent data sources. Rate/APR terms may differ from those listed above based on the creditworthiness of the borrower. All information provided "as is" for informational purposes only, not intended for trading purposes or financial advice.

Read or subscribe to my newsletter online at: http://mortgageratesupdate.com/bennett-capital-partners-mortgage-brokers

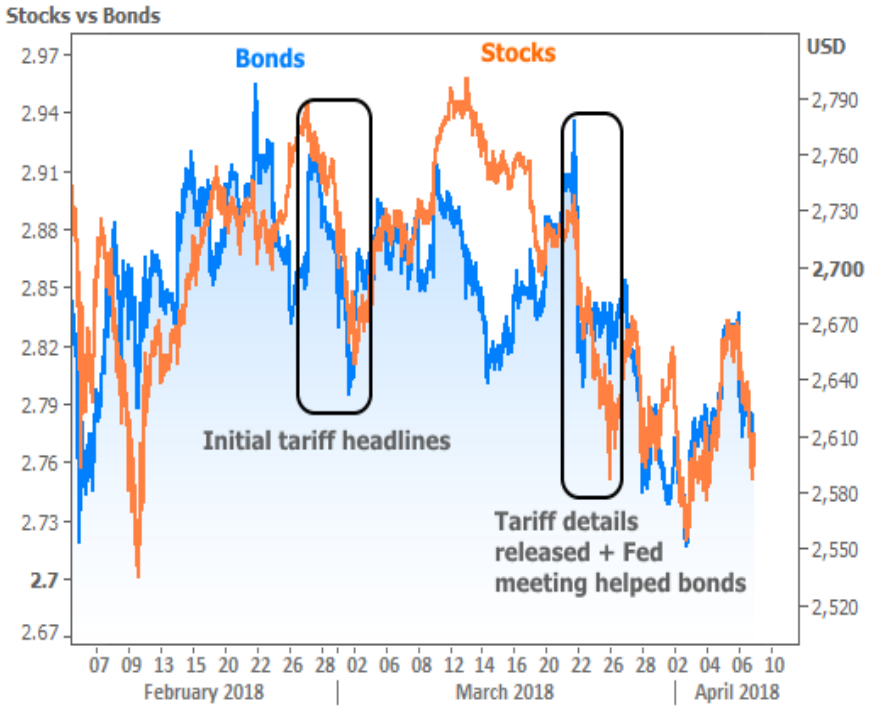

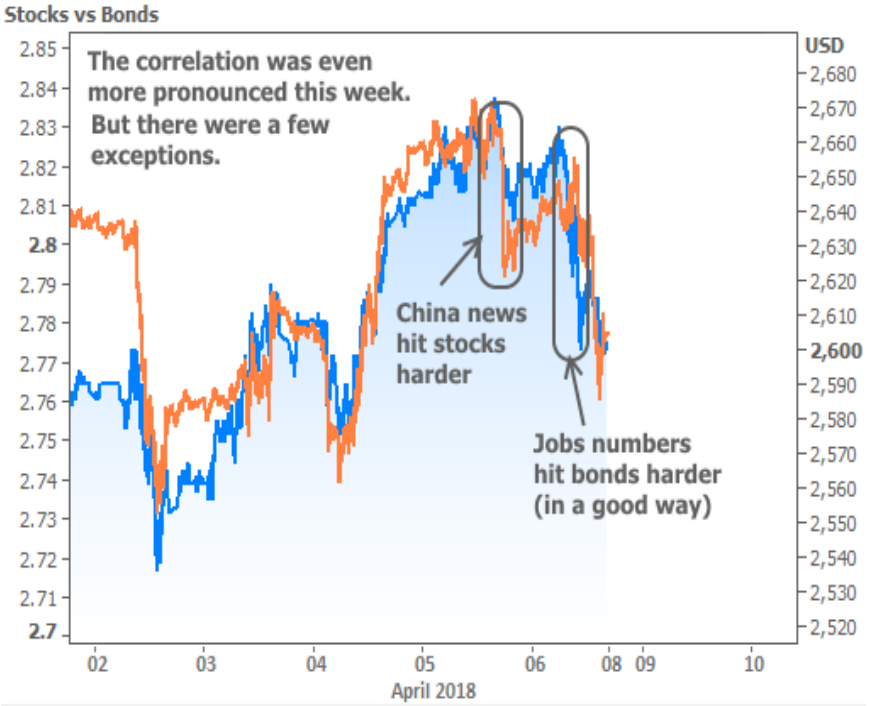

As the chart suggests, stocks and bonds have been well correlated, but each retains **some** of its own motivations. In late March, the Fed Announcement (and press conference) did more to help bonds than to hurt stocks. This week, China's retaliatory tariff threats caused a sharper drop in stock prices than bond yields. Finally, Friday's jobs numbers also helped bonds/rates more than they hurt stocks. And that's where we see the magic happen:

© 2026 MBS Live, LLC. - This newsletter is a service of MarketNewsletters.com.

The interest rates provided in this newsletter are national averages from independent data sources. Rate/APR terms may differ from those listed above based on the creditworthiness of the borrower. All information provided "as is" for informational purposes only, not intended for trading purposes or financial advice.

Read or subscribe to my newsletter online at: http://mortgageratesupdate.com/bennett-capital-partners-mortgage-brokers

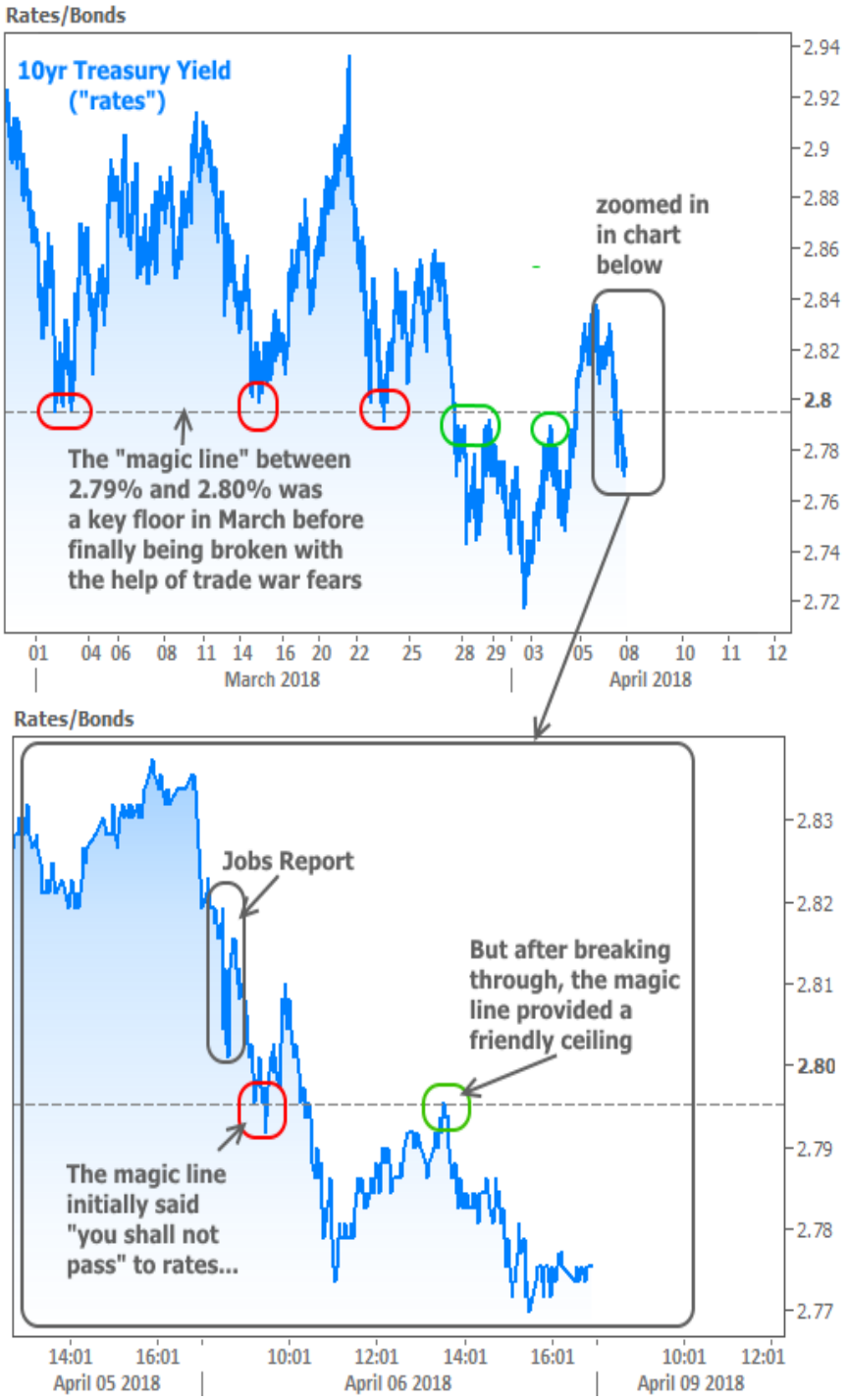

Another **successful "test"** of the magic line! The green circle is something analysts like to see when looking at charts. Any time rates break through an important line in the sand, it adds validity to the breakout if rates return to the broken line and bounce on the other side.

The hope is that the once strong floor will be a strong ceiling. Unfortunately, the direction of rates won't be dictated solely by the tea-leaf signals in the charts. There's an **actual test** coming up for rates next week. It has to do with April's most important inflation report: The Consumer Price Index (CPI).

© 2026 MBS Live, LLC. - This newsletter is a service of MarketNewsletters.com.

The interest rates provided in this newsletter are national averages from independent data sources. Rate/APR terms may differ from those listed above based on the creditworthiness of the borrower. All information provided "as is" for informational purposes only, not intended for trading purposes or financial advice.

Read or subscribe to my newsletter online at: http://mortgageratesupdate.com/bennett-capital-partners-mortgage-brokers

While there are many measures of inflation, CPI currently has the biggest impact on rates. Inflation is a key component of interest rates, but its importance was **utterly crushed** by the post-crisis economic environment. But it won't stay crushed forever. Even with downbeat reports like this week's jobs numbers, the labor market continues to be in one of its best expansions ever. This leads traders to wonder when the good economic data will finally translate to a more meaningful uptick in inflation.

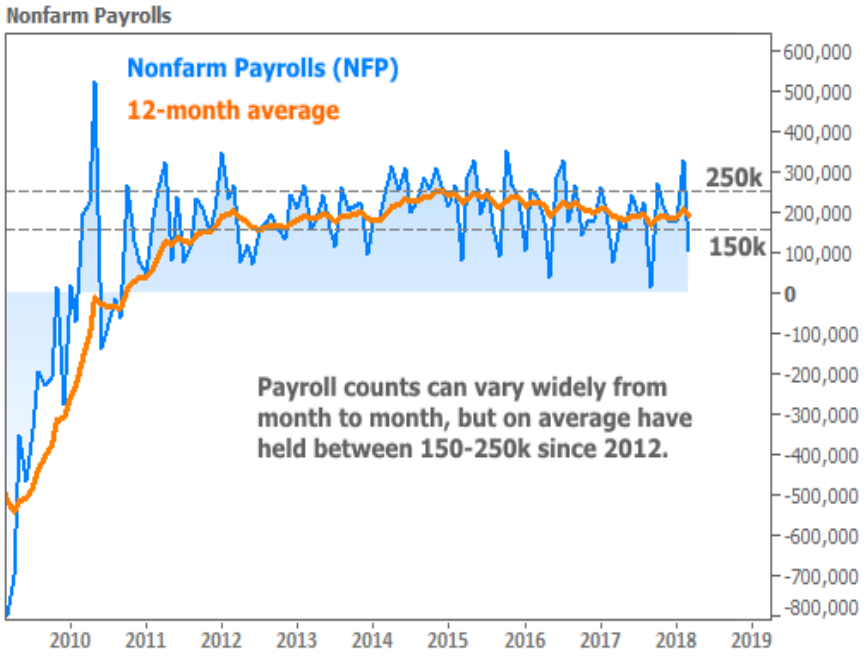

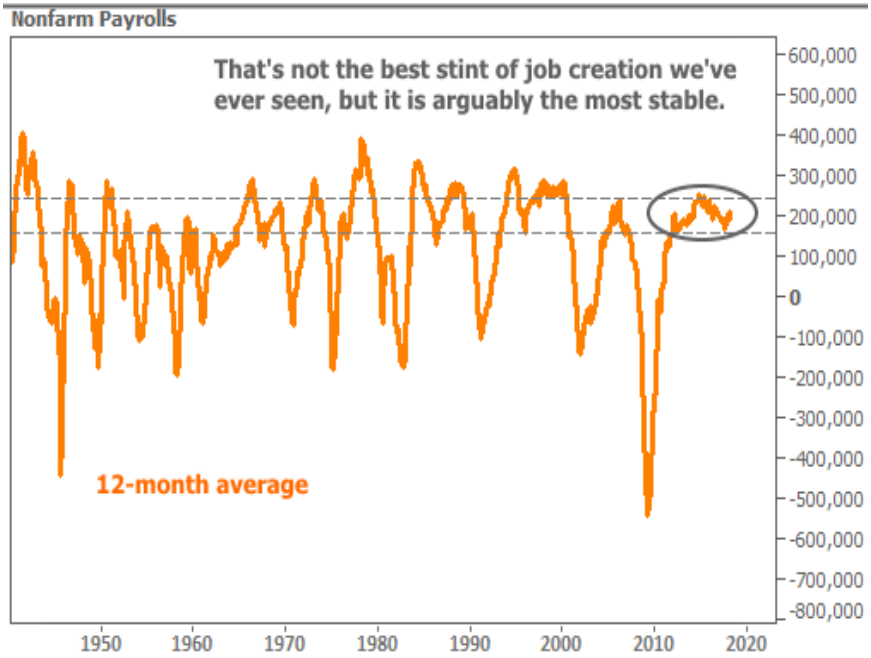

It looked like that uptick had finally arrived in 2016, but by the middle of 2017, we'd seen a surprise downturn in CPI (red circle below). This **helped put rising rates on hold**, but it also meant that investors were that much more vigilant about the next move higher. To understand why inflation is such a big concern for rates, consider the following chart. Note the orange line (rates) holding higher relative to the blue line (inflation) until 2011 (the era of central bank bond buying, which artificially depresses rates).

© 2026 MBS Live, LLC. - This newsletter is a service of MarketNewsletters.com.

The interest rates provided in this newsletter are national averages from independent data sources. Rate/APR terms may differ from those listed above based on the creditworthiness of the borrower. All information provided "as is" for informational purposes only, not intended for trading purposes or financial advice.

Read or subscribe to my newsletter online at: http://mortgageratesupdate.com/bennett-capital-partners-mortgage-brokers

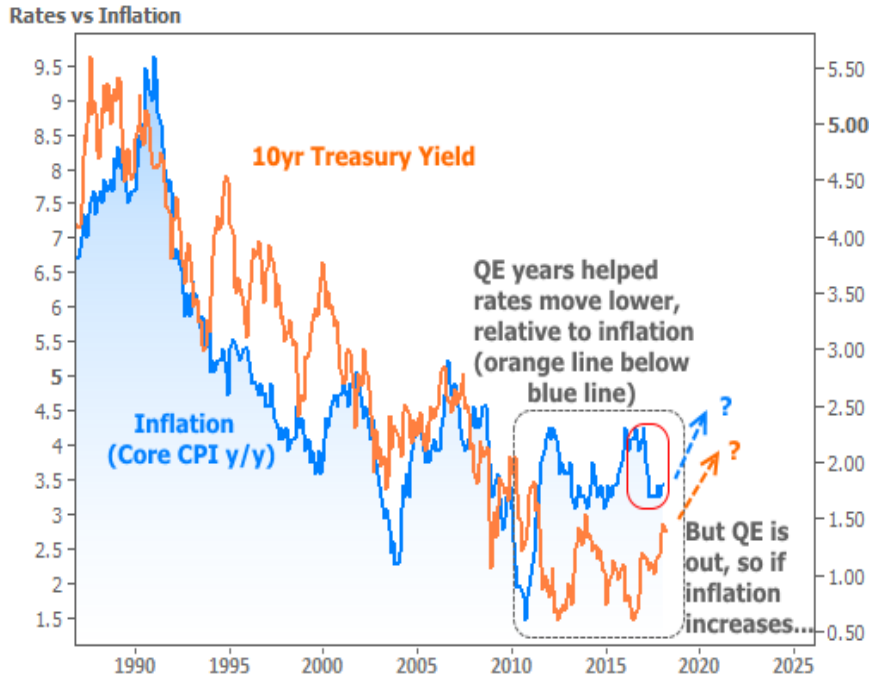

Now that central banks are **removing** accommodation, the orange line should gravitate back toward the blue line. In other words, rates should go higher, **relative** to inflation. With that in mind, if next week's CPI numbers make it look like the blue line is embarking on another journey higher, it would have seriously negative connotations for rates. Of course inflation could come in **lower** than expected and end up helping rates too!

Either way, it has **at least** as much market moving potential for rates as anything else (like trade war headlines). The biggest risk to rates is that something happens to sooth trade war fears AND the CPI data comes in stronger than expected. Fortunately, big moves in rates have been measured in fractions of percentage points for the past few months, and mortgage rates have been much slower to react than Treasuries.

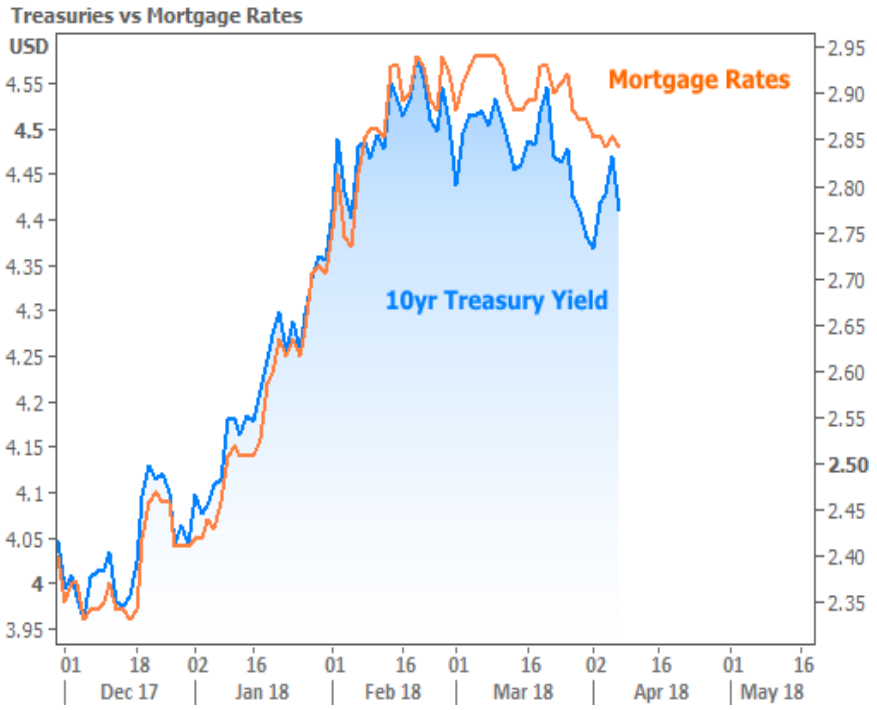

© 2026 MBS Live, LLC. - This newsletter is a service of MarketNewsletters.com.

The interest rates provided in this newsletter are national averages from independent data sources. Rate/APR terms may differ from those listed above based on the creditworthiness of the borrower. All information provided "as is" for informational purposes only, not intended for trading purposes or financial advice.

Read or subscribe to my newsletter online at: http://mortgageratesupdate.com/bennett-capital-partners-mortgage-brokers

Subscribe to my newsletter online at: http://mortgageratesupdate.com/bennett-capital-partners-mortgage-brokers

Recent Economic Data

Date	Event	Actual	Forecast	Prior
Monday, Apr 02				
10:00AM	Mar ISM Manufacturing PMI	59.3	60.0	60.8
10:00AM	Feb Construction spending (%)	0.1	0.5	0.0
Wednesday, Apr 04				
8:15AM	Mar ADP National Employment (k)	241	205	235
10:00AM	Feb Factory orders mm (%)	1.2	1.7	-1.4
10:00AM	Mar ISM N-Mfg PMI	58.8	59.0	59.5
Thursday, Apr 05				
8:30AM	w/e Jobless Claims (k)	242	231	215
Friday, Apr 06				
8:30AM	Mar Non-farm payrolls (k)	103	193	313
8:30AM	Mar Unemployment rate mm (%)	4.1	4.0	4.1
Tuesday, Apr 10				
8:30AM	Mar Producer Prices (%)	+0.3	0.1	0.2
8:30AM	Mar Core Producer Prices YY (%)	+2.7	2.6	2.5
10:00AM	Feb Wholesale inventories mm (%)	+1.0	0.9	1.1
1:00PM	3-Yr Note Auction (bl)	30		
Wednesday, Apr 11				
7:00AM	w/e Mortgage Market Index	380.6		388.1
8:30AM	Feb Core CPI Year/Year (%)		1.8	1.8
8:30AM	Mar CPI mm, sa (%)	-0.1	0.0	0.2
1:00PM	10-yr Note Auction (bl)	21		
Thursday, Apr 12				
8:30AM	Mar Import prices mm (%)			0.4
8:30AM	Mar Export prices mm (%)	+0.3	0.2	0.2
8:30AM	w/e Jobless Claims (k)	233	230	242
Friday, Apr 13				
10:00AM	Apr 5yr Inflation Outlook (%)	2.4		2.5
10:00AM	Apr 1yr Inflation Outlook (%)	+2.7		2.8
10:00AM	Apr Consumer Sentiment	97.8	100.5	101.4

Event Importance:

No Stars = Insignificant
☆ Low
★ Moderate
★★ Important
★★ Very Important

© 2026 MBS Live, LLC. - This newsletter is a service of MarketNewsletters.com.

The interest rates provided in this newsletter are national averages from independent data sources. Rate/APR terms may differ from those listed above based on the creditworthiness of the borrower. All information provided "as is" for informational purposes only, not intended for trading purposes or financial advice.

Read or subscribe to my newsletter online at: http://mortgageratesupdate.com/bennett-capital-partners-mortgage-brokers

From Bennett Capital Partners Mortgage Brokers

At Bennett Capital Partners Mortgage Brokers, located on Brickell Avenue in Miami, we are your trusted Florida mortgage broker, specializing in residential and commercial loans.

Our services are tailored to your needs, offering competitive rates and fast turnarounds. Whether you're seeking a conventional, VA, or FHA loan, we've got you covered. We also offer financing for warrantable and non-warrantable condos, condo-tels, first-time homebuyers, foreign nationals, and more.

Our specialties include:

- DSCR loans
- No Doc Loans
- Hard money loans
- Bridge Loans
- Private lending
- Jumbo loans
- Investment property loans
- 100 percent financing

We proudly serve all of Florida, including areas like Edgewater, South Beach, Brickell, Coral Gables, Tampa, Orlando, Fort Lauderdale, Naples, and more. Contact us today for expert mortgage advice and personalized loan solutions across the state!

Philip Bennett

REALTOR®

EQUAL HOUSING OPPORTUNITY

© 2026 MBS Live, LLC. - This newsletter is a service of MarketNewsletters.com.

The interest rates provided in this newsletter are national averages from independent data sources. Rate/APR terms may differ from those listed above based on the creditworthiness of the borrower. All information provided "as is" for informational purposes only, not intended for trading purposes or financial advice.

Read or subscribe to my newsletter online at: http://mortgageratesupdate.com/bennett-capital-partners-mortgage-brokers