Philip Bennett
President, Bennett Capital Partners Mortgage Brokers
Business NMLS # 2046862
1101 Brickell Ave STE 800 Miami, FL 33131

Office: 800-457-9057
Mobile: 305-407-0747
philip@bcpmortgage.com
View My Website

Senate Fires Back at House Tax Bill--What it Means For Housing And Rates

Last week was dominated by the release and parsing of the GOP tax bill in the House. This week the Senate fired back with its own bill. Stocks and bonds both lost ground in response, but is the tax bill the only scapegoat? Is it even the most important scapegoat?

Spoiler alert: no! Especially with respect to rates, the tax headlines were **not** the first thing on the mind of bond traders as they pushed interest rates to 2-week highs. We'll address those less overt considerations, but first let's bring ourselves up to speed on the new tax bill.

The Senate bill shares several substantial similarities to the House bill, but two key differences concern the housing market:

Property Taxes

- **House:** homeowners can deduct up to $10k
- **Senate:** no property tax deduction

Mortgage Interest

- **House:** homeowners can deduct interest on up to $500k of mortgage debt
- **Senate:** Leaves current deduction limit of up to $1m of mortgage debt

At first glance, the Senate's version might **seem** better for housing because it retains the mortgage interest deduction (neither version retains HELOC deductions). But the more important issue is the elimination of other deductions that would normally tip the scales for some taxpayers in favor of itemizing.

Combine that with an increase in the standard deduction (similar to the House version) and the net effect on housing is similar for both versions of the bill for **one simple reason:** most taxpayers who were itemizing will instead take the standard deduction.

Among those who continue to itemize, the Senate bill would provide a **slight** edge for homeowners with mortgages closer to $1 million while the House version would be more meaningful for homeowners with loan balances closer to the $500k mark because it retains the $10k property tax deduction. The National Association of Realtors issued an official form letter decrying the perils of the House bill. Preliminary comments from NAR

National Average Mortgage Rates

Mortgage News Daily	Rate	Change	Points
30YR Fixed	7.33%	**0.00**	0.00
15YR Fixed	7.01%	**+0.02**	0.00
30YR FHA	6.98%	**+0.02**	0.00
30YR Jumbo	7.60%	**0.00**	0.00
7/6 SOFR	6.85%	**+0.03**	0.00
30YR VA	6.99%	**+0.01**	0.00

Rates as of: 10/27

MBS and Treasury

	Price / Yield	Change
MBS UMBS 6.0	99.40	**-0.05**
10 YR Treasury	5.0061	**+0.0073**
30 YR Treasury	5.3114	**-0.0005**

Pricing as of: 10/28 7:08AM EST

Recent Housing Data

		Value	Change
Mortgage Apps	Oct 14	188.6	-5.32%
Building Permits	Sep	1.4M	+0.43%
Housing Starts	Sep	1.22M	-4.24%
New Home Sales	Aug	684K	+12.69%
Pending Home Sales	Aug	71.2	0%
Existing Home Sales	Oct	3.99M	+0.25%
Builder Confidence	Oct	29	-9.38%

© 2026 MBS Live, LLC. - This newsletter is a service of MarketNewsletters.com.

The interest rates provided in this newsletter are national averages from independent data sources. Rate/APR terms may differ from those listed above based on the creditworthiness of the borrower. All information provided "as is" for informational purposes only, not intended for trading purposes or financial advice.

Read or subscribe to my newsletter online at: http://mortgageratesupdate.com/bennett-capital-partners-mortgage-brokers

President Elizabeth Mendenhall suggest a similar stance on the Senate version.

The NAR sees the House bill causing home values to **"plunge in excess of 10 percent."** That's a dramatic claim indeed considering the NAR previously suggested the bill would deter existing homeowners from abandoning mortgages with grandfathered tax deductions, thus further constricting supply--a frequently cited source of pressure toward higher prices.

Brainteasers aside, this week's measurable drama centered on a **spike in interest rates**. Given the proximity to the tax plan announcement, it's fair to wonder if there was some connection. It even looked like the **House** tax bill pushed stocks higher and rates lower while the **Senate** tax bill had the opposite effect.

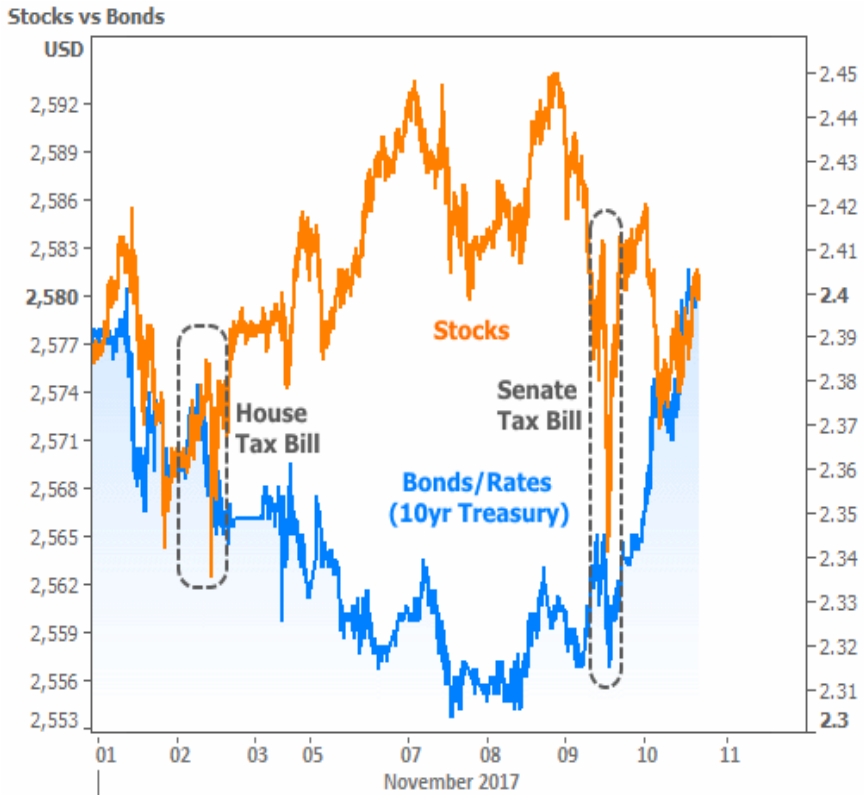

But we'll have to dig deeper to get to the bottom of the volatility--at least for bonds and rates. Fortunately, there are **other explanations** that fit even better than the tax bill.

The first has to do with European bond markets. The European Central Bank (ECB), recently announced its own version of the sort of tapering (a gradual decrease in bond buying) that the Fed announced in late 2013. Both central banks opted for 9-10 month sunsets on bond purchases. Investors are wondering if the ECB will stick to its gameplan or if they'd be open to extending bond purchases if officials deemed it necessary.

We heard from two ECB officials this week who made a case for sticking to the gameplan. The less likely the ECB is to resume buying bonds in the future, the more upward pressure it puts on interest rates.

European interest rate movement definitely has an effect on rates in the US (and vice versa). With that in mind, a case could easily be made for European rates leading the way higher for US rates with the latter **pausing for half a day** (notice the blue line doesn't immediately follow the green line higher) to digest the Senate's tax plan news. Here's the same chart from above, but with European bonds added into the mix.

© 2026 MBS Live, LLC. - This newsletter is a service of MarketNewsletters.com.

The interest rates provided in this newsletter are national averages from independent data sources. Rate/APR terms may differ from those listed above based on the creditworthiness of the borrower. All information provided "as is" for informational purposes only, not intended for trading purposes or financial advice.

Read or subscribe to my newsletter online at: http://mortgageratesupdate.com/bennett-capital-partners-mortgage-brokers

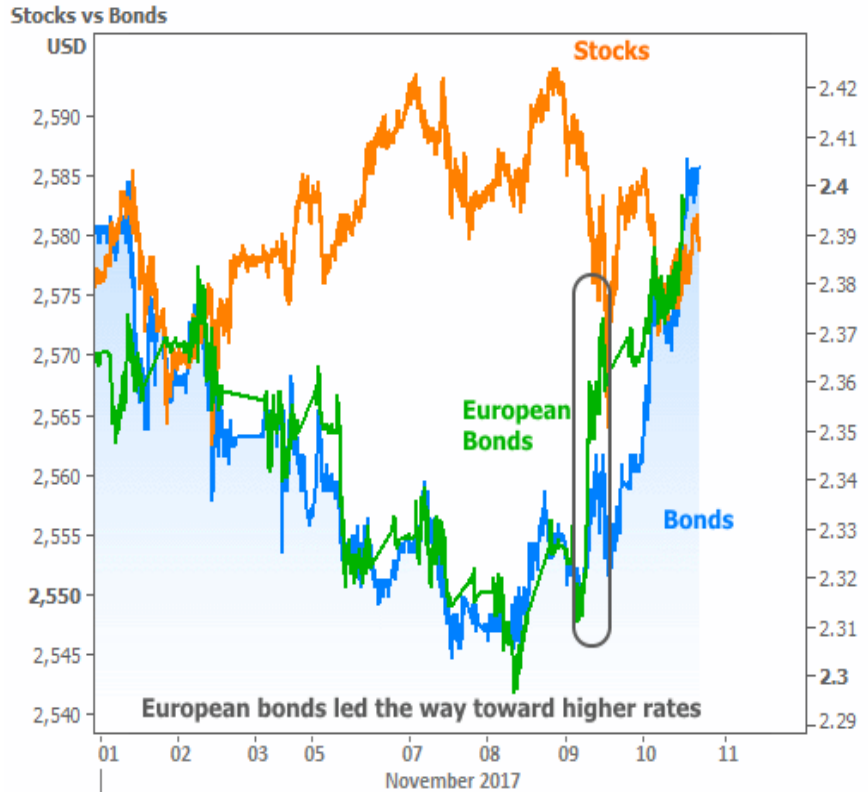

The final consideration is **almost** too esoteric to mention, but it is important to bond markets (which dictate rates) at the moment. It has to do with the **yield curve**--the spread between longer and shorter term Treasury yields.

The quintessential poster child for the yield curve is the spread between 2yr and 10yr Treasury yields (aka 2s/10s curve). The following chart plots that spread against regular old 10yr Treasury yields (which tend to move in a similar manner to mortgage rates).

The point is that the yield curve has plunged to its **lowest** levels (narrowest gap between 2 and 10yr yields) since **before** the Financial Crisis, and when the curve hits historically low levels, it can prompt a bounce in longer-term rates.

© 2026 MBS Live, LLC. - This newsletter is a service of MarketNewsletters.com.

The interest rates provided in this newsletter are national averages from independent data sources. Rate/APR terms may differ from those listed above based on the creditworthiness of the borrower. All information provided "as is" for informational purposes only, not intended for trading purposes or financial advice.

Read or subscribe to my newsletter online at: http://mortgageratesupdate.com/bennett-capital-partners-mortgage-brokers

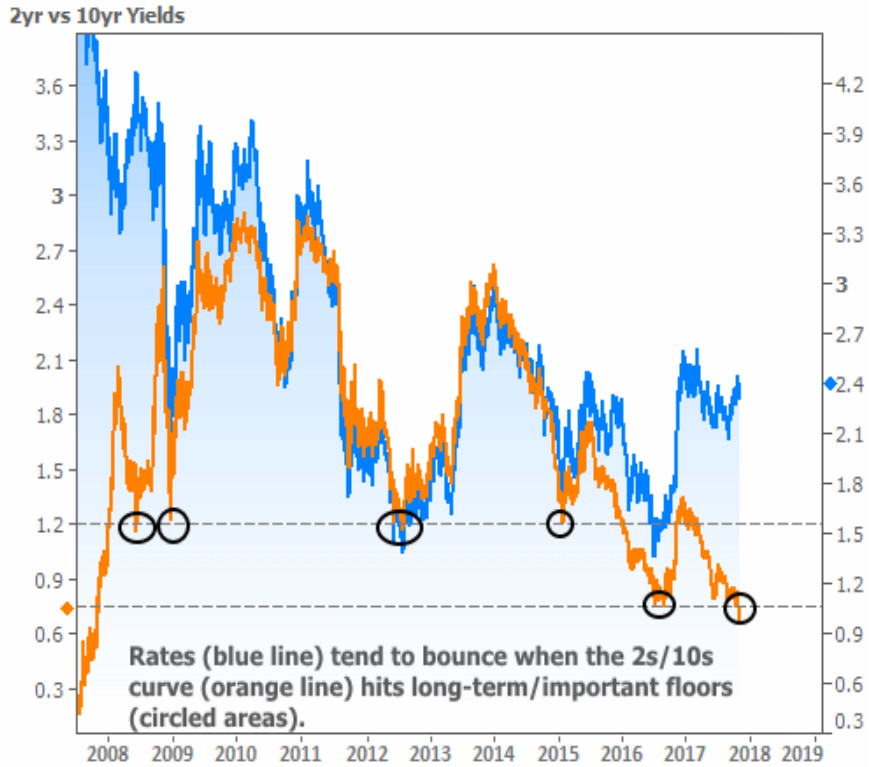

While there are underlying reasons the curve is doing what it's doing, the short-term trading reaction is **purely technical**. In other words, traders seize opportunities to push the curve back up when it enters the black circle areas in the chart simply because it's entering those black circle areas (and not for some fundamental reason like economic data or tax bill headlines). That push often involves rising longer-term rates like 10yr Treasuries and mortgages.

Next week is critical because this week's rate spike brought 10yr yields to an important ceiling at 2.40%. In general, rates have been more willing to challenge ceilings as opposed to floors recently. That behavior tends to foreshadow rising rates in the coming months, but a strong bounce at a 2.40% ceiling (especially if it's followed by a break below 2.28%) would be a major coup.

© 2026 MBS Live, LLC. - This newsletter is a service of MarketNewsletters.com.

The interest rates provided in this newsletter are national averages from independent data sources. Rate/APR terms may differ from those listed above based on the creditworthiness of the borrower. All information provided "as is" for informational purposes only, not intended for trading purposes or financial advice.

Read or subscribe to my newsletter online at: http://mortgageratesupdate.com/bennett-capital-partners-mortgage-brokers

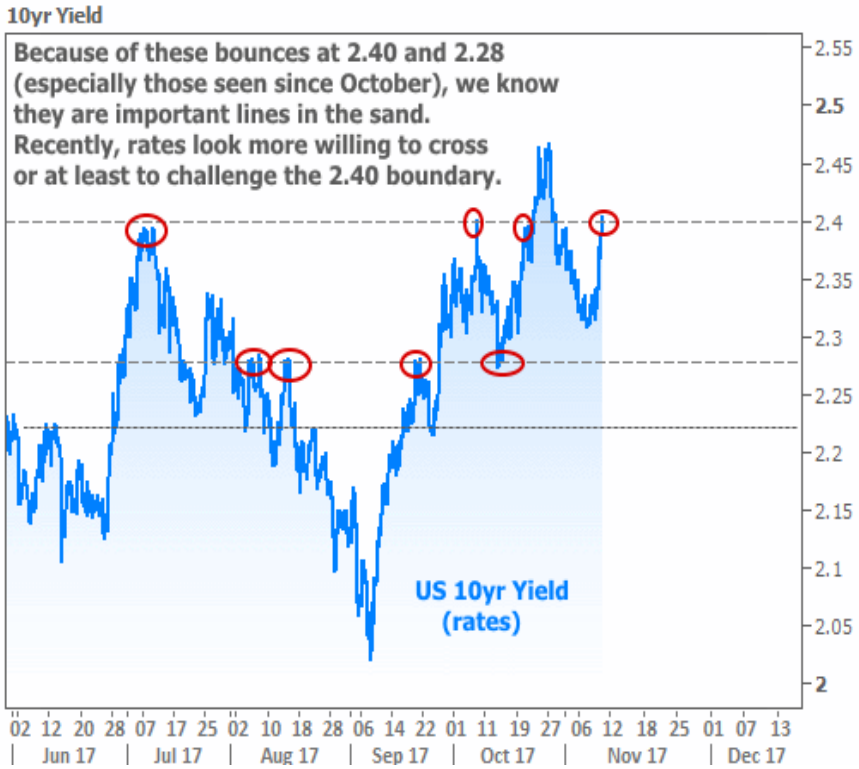

Subscribe to my newsletter online at: http://mortgageratesupdate.com/bennett-capital-partners-mortgage-brokers

Recent Economic Data

Date	Event	Actual	Forecast	Prior
Tuesday, Nov 07				
1:00PM	3-Yr Note Auction (bl)	24		
Thursday, Nov 09				
10:00AM	Sep Wholesale sales mm (%)			1.7
10:00AM	Sep Wholesale inventories mm (%)	0.3	0.3	0.3
Friday, Nov 10				
12:00AM	Roll Date - Fannie Mae 30YR, Freddie Mac 30YR			
10:00AM	Nov 5yr Inflation Outlook (%)	2.5		2.5
10:00AM	Nov 1yr Inflation Outlook (%)	2.6		2.4
10:00AM	Nov Consumer Sentiment	97.8	100.7	100.7
Tuesday, Nov 14				
8:30AM	Oct Producer Prices (%)	0.4	0.1	0.4
8:30AM	Oct Core Producer Prices YY (%)	2.4	2.3	2.2
Wednesday, Nov 15				
7:00AM	w/e Mortgage Market Index	401.7		389.7
8:30AM	Oct CPI mm, sa (%)	0.1	0.1	0.5
8:30AM	Oct Core CPI Year/Year (%)	1.8	1.7	1.7

Event Importance:

No Stars = Insignificant
☆ Low
★ Moderate
★★ Important
★★ Very Important

© 2026 MBS Live, LLC. - This newsletter is a service of MarketNewsletters.com.

The interest rates provided in this newsletter are national averages from independent data sources. Rate/APR terms may differ from those listed above based on the creditworthiness of the borrower. All information provided "as is" for informational purposes only, not intended for trading purposes or financial advice.

Read or subscribe to my newsletter online at: http://mortgageratesupdate.com/bennett-capital-partners-mortgage-brokers

Date	Event	Actual	Forecast	Prior
Thursday, Nov 16				
8:30AM	Oct Import prices mm (%)	0.2	0.4	0.7
8:30AM	Oct Export prices mm (%)	0.0	0.4	0.8
8:30AM	Nov Philly Fed Business Index	22.7	25.0	27.9
8:30AM	w/e Jobless Claims (k)	249	235	239
9:15AM	Oct Industrial Production (%)	0.9	0.5	0.3
9:15AM	Oct Capacity Utilization (%)	77.0	76.3	76.0
10:00AM	Nov NAHB housing market indx	70	68	68
Friday, Nov 17				
8:30AM	Oct House starts mm: change (%)	13.7		-4.7
8:30AM	Oct Build permits: change mm (%)	5.9		-3.7
Wednesday, Jan 10				
1:00PM	10-yr Note Auction (bl)	20		
Thursday, Jan 11				
1:00PM	30-Yr Bond Auction (bl)	12		

© 2026 MBS Live, LLC. - This newsletter is a service of MarketNewsletters.com.

The interest rates provided in this newsletter are national averages from independent data sources. Rate/APR terms may differ from those listed above based on the creditworthiness of the borrower. All information provided "as is" for informational purposes only, not intended for trading purposes or financial advice.

Read or subscribe to my newsletter online at: http://mortgageratesupdate.com/bennett-capital-partners-mortgage-brokers

From Bennett Capital Partners Mortgage Brokers

At Bennett Capital Partners Mortgage Brokers, located on Brickell Avenue in Miami, we are your trusted Florida mortgage broker, specializing in residential and commercial loans.

Our services are tailored to your needs, offering competitive rates and fast turnarounds. Whether you're seeking a conventional, VA, or FHA loan, we've got you covered. We also offer financing for warrantable and non-warrantable condos, condo-tels, first-time homebuyers, foreign nationals, and more.

Our specialties include:

- DSCR loans
- No Doc Loans
- Hard money loans
- Bridge Loans
- Private lending
- Jumbo loans
- Investment property loans
- 100 percent financing

We proudly serve all of Florida, including areas like Edgewater, South Beach, Brickell, Coral Gables, Tampa, Orlando, Fort Lauderdale, Naples, and more. Contact us today for expert mortgage advice and personalized loan solutions across the state!

Philip Bennett

REALTOR®

EQUAL HOUSING OPPORTUNITY

© 2026 MBS Live, LLC. - This newsletter is a service of MarketNewsletters.com.

The interest rates provided in this newsletter are national averages from independent data sources. Rate/APR terms may differ from those listed above based on the creditworthiness of the borrower. All information provided "as is" for informational purposes only, not intended for trading purposes or financial advice.

Read or subscribe to my newsletter online at: http://mortgageratesupdate.com/bennett-capital-partners-mortgage-brokers