Philip Bennett
President, Bennett Capital Partners Mortgage Brokers
Business NMLS # 2046862
1101 Brickell Ave STE 800 Miami, FL 33131

Office: 800-457-9057
Mobile: 305-407-0747
philip@bcpmortgage.com
View My Website

Lots at Stake For Rates Next Week; Which Housing Report is Telling You The Truth?

This past week brought the release of two housing reports that track the pace of home sales each month and they told distinctly different stories. Which one is telling the truth?

The reports in question are New Residential Sales from the Census Bureau and Pending Home Sales from the National Association of Realtors. The former focuses on new construction while the pending sales data provides an early look at potential existing home sales based on contract activity.

We'll let the charts do the talking. Here's New Home Sales:

And here's the Pending Home Sales chart:

National Average Mortgage Rates

Mortgage News Daily	Rate	Change	Points
30YR Fixed	7.35%	+0.02	0.00
15YR Fixed	7.00%	-0.01	0.00
30YR FHA	6.99%	+0.01	0.00
30YR Jumbo	7.60%	0.00	0.00
7/6 SOFR	6.86%	+0.01	0.00
30YR VA	7.00%	+0.01	0.00

Rates as of: 10/28

MBS and Treasury

	Price / Yield	Change
MBS UMBS 6.0	99.54	-0.05
10 YR Treasury	5.0233	+0.0068
30 YR Treasury	5.3518	+0.0065

Pricing as of: 10/29 7:41AM EST

Recent Housing Data

		Value	Change
Mortgage Apps	Oct 14	188.6	-5.32%
Building Permits	Sep	1.4M	+0.43%
Housing Starts	Sep	1.22M	-4.24%
New Home Sales	Aug	684K	+12.69%
Pending Home Sales	Aug	71.2	0%
Existing Home Sales	Oct	3.99M	+0.25%
Builder Confidence	Oct	29	-9.38%

© 2026 MBS Live, LLC. - This newsletter is a service of MarketNewsletters.com.

The interest rates provided in this newsletter are national averages from independent data sources. Rate/APR terms may differ from those listed above based on the creditworthiness of the borrower. All information provided "as is" for informational purposes only, not intended for trading purposes or financial advice.

Read or subscribe to my newsletter online at: http://mortgageratesupdate.com/bennett-capital-partners-mortgage-brokers

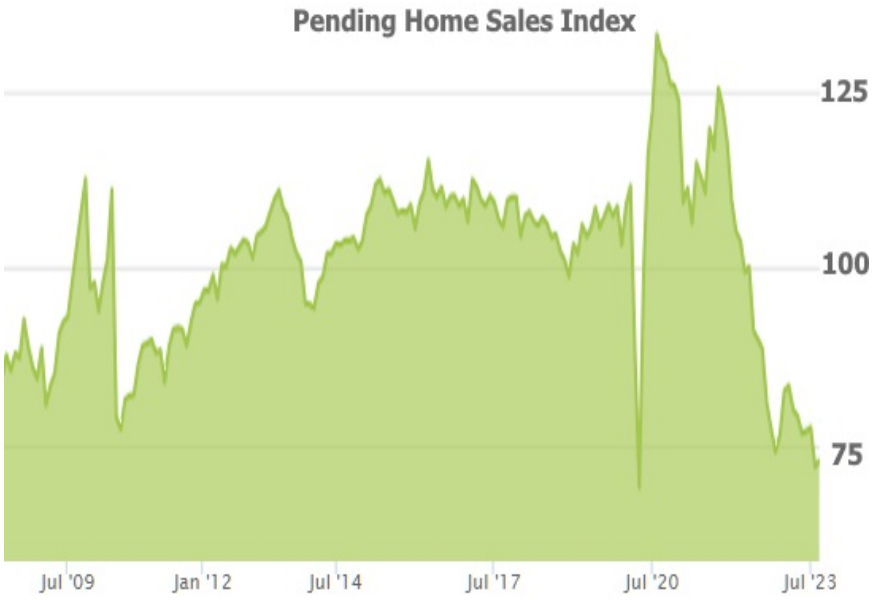

Both charts convey post-covid volatility, but one says the housing market is stable and improving while the other says it's as bad as it's been in decades. How can two reports on home sales tell such different stories?

The answer is fairly simple: builders are actually building homes so there are actually new homes available to be sold. Moreover, builders are aggressively offering rate buydown incentives to ease the monthly payment sticker shock.

It's a different world for existing homes. Inventory is effectively non-existent. People are reluctant to sell as it often means giving up a very low rate and facing the prospect of buying a new home at drastically higher rates.

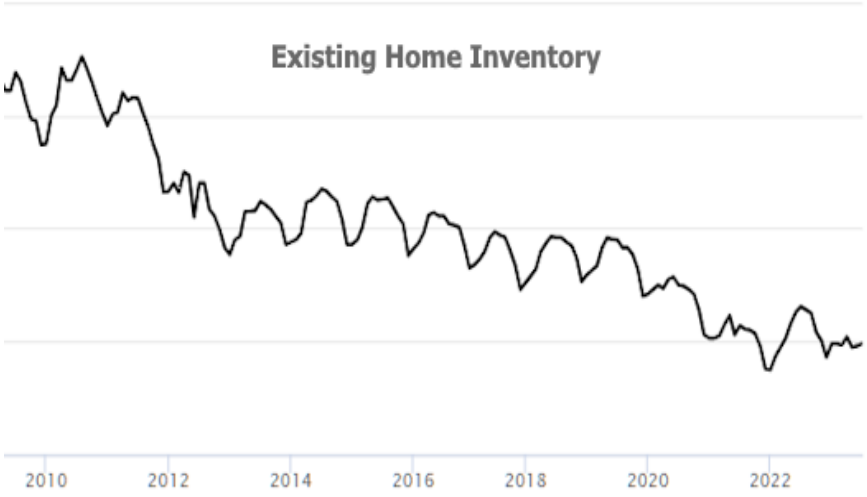

Here's New Home Inventory over the same time frame:

© 2026 MBS Live, LLC. - This newsletter is a service of MarketNewsletters.com.

The interest rates provided in this newsletter are national averages from independent data sources. Rate/APR terms may differ from those listed above based on the creditworthiness of the borrower. All information provided "as is" for informational purposes only, not intended for trading purposes or financial advice.

Read or subscribe to my newsletter online at: http://mortgageratesupdate.com/bennett-capital-partners-mortgage-brokers

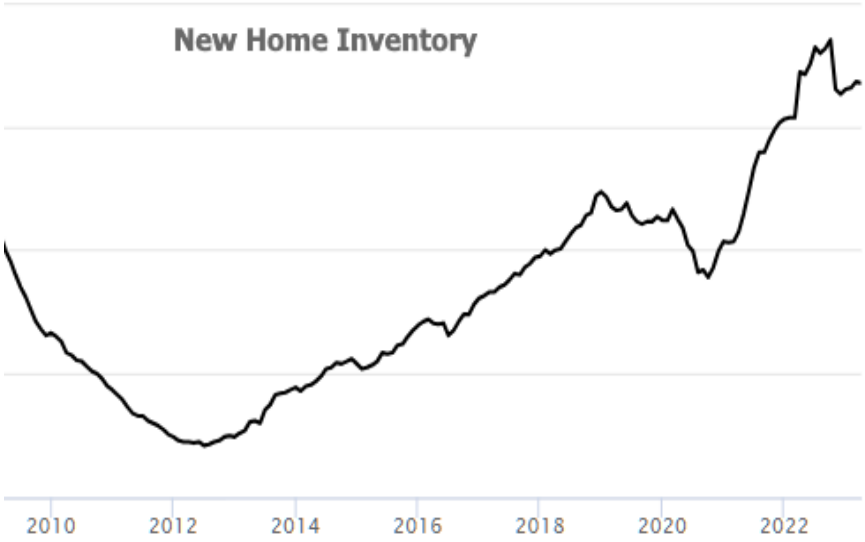

While it's clear that neither report is technically lying, we know you're thirsty for a verdict. We can at least conclude that gloomier message from the Pending/Existing Sales data is more on-message for the housing market due to the sheer size of that segment compared to New Homes.

The good news is that there will likely be a good measure of pent-up demand bubbling to the surface in waves whenever we finally see the interest rate environment improve.

So how about those rates?!

© 2026 MBS Live, LLC. - This newsletter is a service of MarketNewsletters.com.

The interest rates provided in this newsletter are national averages from independent data sources. Rate/APR terms may differ from those listed above based on the creditworthiness of the borrower. All information provided "as is" for informational purposes only, not intended for trading purposes or financial advice.

Read or subscribe to my newsletter online at: http://mortgageratesupdate.com/bennett-capital-partners-mortgage-brokers

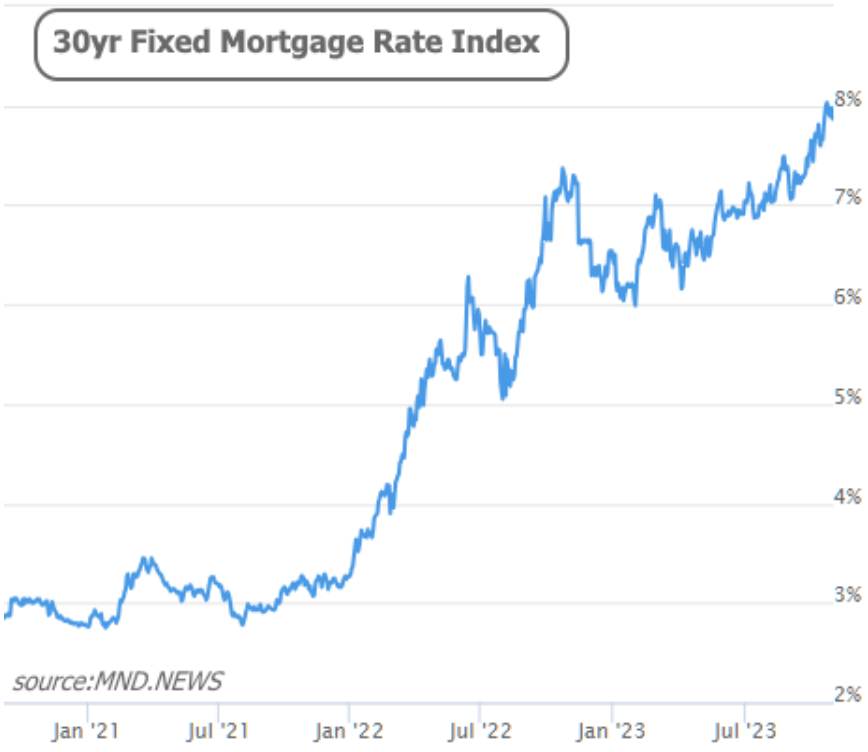

Ok, maybe that chart isn't so great, but look at it this way: the higher we go, the closer we are to the top. That may sound like a meaningless platitude, but there's a real kernel of logic behind it.

We know that the Fed hikes short term rates (which filter through to longer-term rates like mortgages) in order to crimp economic demand and bring prices lower. In that sense, higher rates do indeed bring about lower rates.

This is an interesting and important time for that thesis, as a matter of fact. In the past few weeks, the Fed has increasingly flagged the sharper rise in longer term rates as evidence that it doesn't need to hike short term rates anymore. The Fed has also said it is hearing talk of economic softening that's not yet showing up in the data.

This comes at a critical moment for a few reasons. First off, longer term rates actively bounced against an important ceiling over the past two weeks. The following chart shows it in terms of 10yr Treasury yields, the most commonly used benchmark for longer-term rates.

© 2026 MBS Live, LLC. - This newsletter is a service of MarketNewsletters.com.

The interest rates provided in this newsletter are national averages from independent data sources. Rate/APR terms may differ from those listed above based on the creditworthiness of the borrower. All information provided "as is" for informational purposes only, not intended for trading purposes or financial advice.

Read or subscribe to my newsletter online at: http://mortgageratesupdate.com/bennett-capital-partners-mortgage-brokers

While the chart is labeled with 4.99, this is really about the big psychological impact of "5% Treasury Yields!" Some investors think that's an attractive entry point to buy bonds. Others simply think it's a big psychological level and thus time to get sideways before the next big dose of motivation arrives.

That brings us to the next few reasons for the critical timing. The next big dose of motivation stands a very good chance to be arriving in the coming week. Here's why:

- We'll get all of top tier economic data typically seen on the first week of any given month, including the exceptionally important jobs report on Friday.
- We'll hear from the Fed itself on Wednesday when the latest rate announcement comes out
- We'll see updated borrowing amounts from the U.S. Treasury for upcoming Treasury auctions (this informs rate momentum by changing the supply/demand equation).

The Fed is all but certain to leave rates unchanged on Wednesday. Moreover, given the abundance comments over the past two weeks, it might be hard for the statement or Powell's press conference to offer much by way of new ideas. Nonetheless, markets will be listening closely for more clues or confirmation about last week's ideas.

The data is of the utmost importance. If it does anything to confirm the anecdotal signs of economic softening mentioned last week, it could strongly reinforce recent rate ceilings. It's a double-edged sword, however, because if the data is strong enough, it could easily lead investors to explore 10yr yields in the 5% range. In that scenario, the average top tier mortgage rate would have a hard time staying out of the 8%+ range.

Subscribe to my newsletter online at: http://mortgageratesupdate.com/bennett-capital-partners-mortgage-brokers

Recent Economic Data

Date	Event	Actual	Forecast	Prior
Tuesday, Oct 24				
9:45AM	Oct S&P Global Services PMI	50.9	49.8	50.1

Event Importance:

No Stars = Insignificant
☆ Low
★ Moderate
★★ Important

© 2026 MBS Live, LLC. - This newsletter is a service of MarketNewsletters.com.

The interest rates provided in this newsletter are national averages from independent data sources. Rate/APR terms may differ from those listed above based on the creditworthiness of the borrower. All information provided "as is" for informational purposes only, not intended for trading purposes or financial advice.

Read or subscribe to my newsletter online at: http://mortgageratesupdate.com/bennett-capital-partners-mortgage-brokers

Date	Event	Actual	Forecast	Prior
9:45AM	Oct S&P Global Manuf. PMI	50	49.5	49.8
Wednesday, Oct 25				
7:00AM	Oct/20 MBA Refi Index	354		347.6
7:00AM	Oct/20 MBA Purchase Index	127		129.8
10:00AM	Sep New Home Sales (%) (%)	12.3%		-8.7%
10:00AM	Sep New Home Sales (ml)	0.759M	0.68M	0.675M
Thursday, Oct 26				
8:30AM	Sep Wholesale inventories mm (%)	0%		-0.1%
8:30AM	Sep Durable goods (%)	4.7%	1.7%	0.2%
8:30AM	Q3 GDP sales Final (%)	3.5%	4.5%	2.1%
8:30AM	Q3 GDP (%)	4.9%	4.3%	2.1%
8:30AM	Oct/21 Jobless Claims (k)	210K	208K	198K
10:00AM	Sep Pending Home Sales (%)	1.1%	-1.8%	-7.1%
Friday, Oct 27				
8:30AM	Sep Core PCE (m/m) (%)	0.3%	0.3%	0.1%
8:30AM	Sep Core PCE Inflation (y/y) (%)	3.7%	3.7%	3.9%
10:00AM	Oct Consumer Sentiment (ip)	63.8	63	68.1
10:00AM	Oct Sentiment: 1y Inflation (%)	4.2%	3.8%	3.2%
Tuesday, Oct 31				
8:30AM	Q3 Employment costs (%)	1.1%	1%	1%
9:00AM	Aug Case Shiller Home Prices-20 y/y (%)	2.2%	1.6%	0.1%
9:00AM	Aug FHFA Home Prices y/y (%)	5.6%		4.6%
9:45AM	Oct Chicago PMI	44	45	44.1
Wednesday, Nov 01				
8:15AM	Oct ADP jobs (k)	113K	150K	89K
9:45AM	Oct S&P Global Manuf. PMI	50	50	49.8
10:00AM	Oct ISM Manufacturing PMI	46.7	49	49
10:00AM	Sep USA JOLTS Job Openings	9.553M	9.25M	9.61M
10:00AM	Sep Construction spending (%)	0.4%	0.4%	0.5%
2:00PM	Fed Interest Rate Decision	5.5%	5.5%	5.5%
2:30PM	Fed Press Conference			
Thursday, Nov 02				
7:30AM	Oct Challenger layoffs (k)	36.836K		47.457K
8:30AM	Oct/28 Jobless Claims (k)	217K	210K	210K
8:30AM	Q3 Labor Costs Revised (%)	-0.8%	0.7%	2.2%
10:00AM	Sep Factory orders mm (%)	2.8%	2.4%	1.2%
Friday, Nov 03				
8:30AM	Oct Average earnings mm (%)	0.2%	0.3%	0.2%
8:30AM	Oct Non Farm Payrolls	150K	180K	336K

⭐⭐ Very Important

© 2026 MBS Live, LLC. - This newsletter is a service of MarketNewsletters.com.

The interest rates provided in this newsletter are national averages from independent data sources. Rate/APR terms may differ from those listed above based on the creditworthiness of the borrower. All information provided "as is" for informational purposes only, not intended for trading purposes or financial advice.

Read or subscribe to my newsletter online at: http://mortgageratesupdate.com/bennett-capital-partners-mortgage-brokers

Date	Event	Actual	Forecast	Prior
8:30AM	Oct Unemployment rate mm (%)	3.9%	3.8%	3.8%
9:45AM	Oct S&P Global Services PMI	50.6	50.9	50.1
10:00AM	Oct ISM N-Mfg PMI	51.8	53	53.6

From Bennett Capital Partners Mortgage Brokers

At Bennett Capital Partners Mortgage Brokers, located on Brickell Avenue in Miami, we are your trusted Florida mortgage broker, specializing in residential and commercial loans.

Our services are tailored to your needs, offering competitive rates and fast turnarounds. Whether you're seeking a conventional, VA, or FHA loan, we've got you covered. We also offer financing for warrantable and non-warrantable condos, condo-tels, first-time homebuyers, foreign nationals, and more.

Our specialties include:

- DSCR loans
- No Doc Loans
- Hard money loans
- Bridge Loans
- Private lending
- Jumbo loans
- Investment property loans
- 100 percent financing

We proudly serve all of Florida, including areas like Edgewater, South Beach, Brickell, Coral Gables, Tampa, Orlando, Fort Lauderdale, Naples, and more. Contact us today for expert mortgage advice and personalized loan solutions across the state!

Philip Bennett

REALTOR®

EQUAL HOUSING OPPORTUNITY

© 2026 MBS Live, LLC. - This newsletter is a service of MarketNewsletters.com.

The interest rates provided in this newsletter are national averages from independent data sources. Rate/APR terms may differ from those listed above based on the creditworthiness of the borrower. All information provided "as is" for informational purposes only, not intended for trading purposes or financial advice.

Read or subscribe to my newsletter online at: http://mortgageratesupdate.com/bennett-capital-partners-mortgage-brokers