Philip Bennett
President, Bennett Capital Partners Mortgage Brokers
Business NMLS # 2046862
1101 Brickell Ave STE 800 Miami, FL 33131

Office: 800-457-9057
Mobile: 305-407-0747
philip@bcpmortgage.com
View My Website

Rates Plummet to 3 Week Lows. Has The Corner Been Turned?

Mortgage rates have been volatile in 2022. Most of that volatility has played out in the form of higher rates. The past 2 weeks have been a notable exception.

To understand why this is happening, we first need to consider that higher inflation means higher rates. It was easy to forget that for most of the past decade, but impossible to escape since early 2021, and especially since early 2022.

Several big jumps in inflation have forced the Federal Reserve to drastically tighten policy. One of those policies had been to buy lots of bonds, including those that specifically underlie the mortgage market. More bond buying demand = lower rates. As the Fed backs out, rates are hit with the double whammy of high inflation and less buying demand.

The resulting surge had covered enough ground by early May that it was time to consider the possibility that they'd topped out indefinitely. That may have proven to be the case were in not for a duo of hotter-than-expected inflation reports in the EU and US. The latter (the Consumer Price Index or CPI) was particularly troubling. It happened on June 10th and was responsible for the rapid spike up in 30yr fixed rates up into the 6's.

Fast forward 3 weeks and rates are just now back to the levels seen on June 10th. The following chart includes the often-cited, but frequently misleading weekly rate survey from Freddie Mac in addition to actual daily averages for top tier 30yr fixed rate quotes. Volatility!

National Average Mortgage Rates

Mortgage News Daily	Rate	Change	Points
30YR Fixed	7.33%	**0.00**	0.00
15YR Fixed	7.01%	**+0.02**	0.00
30YR FHA	6.98%	**+0.02**	0.00
30YR Jumbo	7.60%	**0.00**	0.00
7/6 SOFR	6.85%	**+0.03**	0.00
30YR VA	6.99%	**+0.01**	0.00

Rates as of: 10/27

MBS and Treasury

	Price / Yield	Change
MBS UMBS 6.0	99.36	**-0.09**
10 YR Treasury	5.0082	**+0.0094**
30 YR Treasury	5.3071	**-0.0048**

Pricing as of: 10/28 8:05AM EST

Recent Housing Data

		Value	Change
Mortgage Apps	Oct 14	188.6	-5.32%
Building Permits	Sep	1.4M	+0.43%
Housing Starts	Sep	1.22M	-4.24%
New Home Sales	Aug	684K	+12.69%
Pending Home Sales	Aug	71.2	0%
Existing Home Sales	Oct	3.99M	+0.25%
Builder Confidence	Oct	29	-9.38%

© 2026 MBS Live, LLC. - This newsletter is a service of MarketNewsletters.com.

The interest rates provided in this newsletter are national averages from independent data sources. Rate/APR terms may differ from those listed above based on the creditworthiness of the borrower. All information provided "as is" for informational purposes only, not intended for trading purposes or financial advice.

Read or subscribe to my newsletter online at: http://mortgageratesupdate.com/bennett-capital-partners-mortgage-brokers

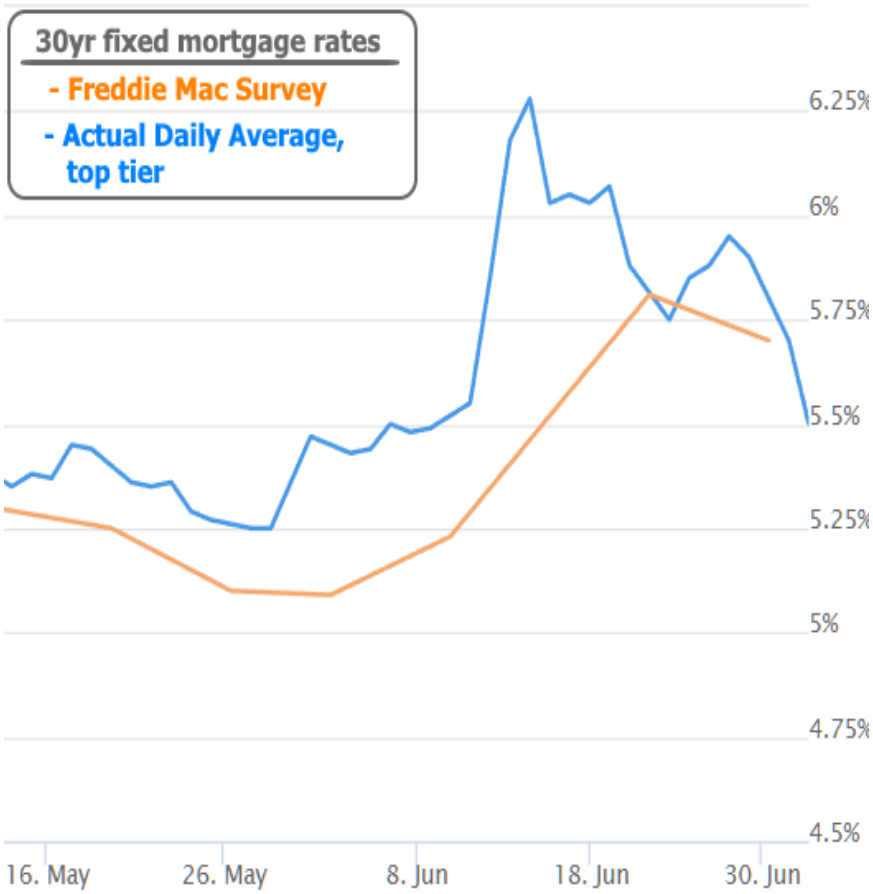

So why have rates dropped so much in the past few weeks?

First off, they probably rose a bit too aggressively in mid-June. Traders were nervous as they waited to see how the Fed would respond to the June 10th CPI report (the Fed announcement was June 15th). After that, it's possibly as simple as saying a majority of the economic data at home and abroad sent the signals we were hoping to see before last month's inflation surprise.

This week's most hotly anticipated example was the PCE inflation data, which, along with CPI is one of the 2 major inflation indices in the US. Although it was only slightly cooler than expected, this is all the market needed to continue the healing process. PCE also showed the 3rd consecutive month of declines.

© 2026 MBS Live, LLC. - This newsletter is a service of MarketNewsletters.com.

The interest rates provided in this newsletter are national averages from independent data sources. Rate/APR terms may differ from those listed above based on the creditworthiness of the borrower. All information provided "as is" for informational purposes only, not intended for trading purposes or financial advice.

Read or subscribe to my newsletter online at: http://mortgageratesupdate.com/bennett-capital-partners-mortgage-brokers

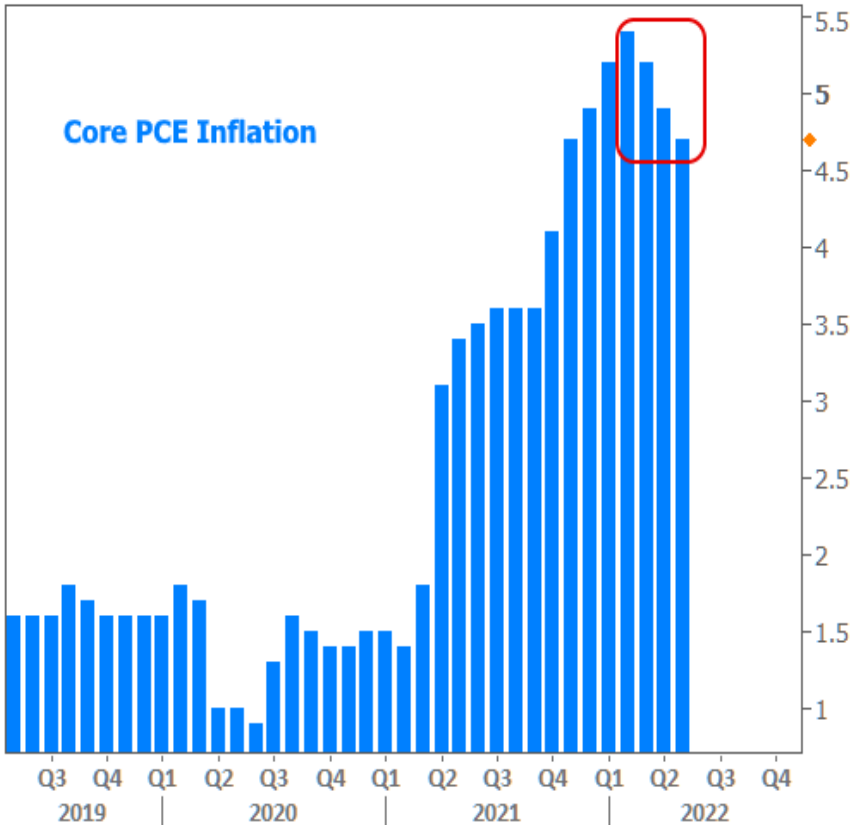

The notion of a "healing" process for rates is bittersweet as it draws strength from damage to the global economy. One of the most basic ways to follow general economic trends is via PMI (Purchasing Managers Index) data. These are typically divided into manufacturing and non-manufacturing flavors. They're far more timely than GDP data, so markets are more willing to respond.

Most of the PMI data in Europe and US has been slipping recently with some notable milestones. One of the components of the Eurozone report showed the first decline in manufacturing output in more than 2 years. The US version painted a similar picture via the contraction in "new orders" which plunged well into 2-year lows, matching the weakest pre-pandemic levels going back to the financial crisis.

© 2026 MBS Live, LLC. - This newsletter is a service of MarketNewsletters.com.

The interest rates provided in this newsletter are national averages from independent data sources. Rate/APR terms may differ from those listed above based on the creditworthiness of the borrower. All information provided "as is" for informational purposes only, not intended for trading purposes or financial advice.

Read or subscribe to my newsletter online at: http://mortgageratesupdate.com/bennett-capital-partners-mortgage-brokers

The combination of weaker economic data, cooler inflation, and an apparently overdone rate spike back in June mean it's once again time to entertain that we've seen the top in rates for 2022. NOTE: this only refers to a ceiling. We wouldn't expect rates to be able to plummet until several months of data confirm a return to historically normal levels of inflation.

As for a ceiling, the bond market is certainly considering it. In fact, it's actively making that bet. The following chart shows market-based inflation expectations (in orange). As of this week, they fell back to mid-2021 lows.

© 2026 MBS Live, LLC. - This newsletter is a service of MarketNewsletters.com.

The interest rates provided in this newsletter are national averages from independent data sources. Rate/APR terms may differ from those listed above based on the creditworthiness of the borrower. All information provided "as is" for informational purposes only, not intended for trading purposes or financial advice.

Read or subscribe to my newsletter online at: http://mortgageratesupdate.com/bennett-capital-partners-mortgage-brokers

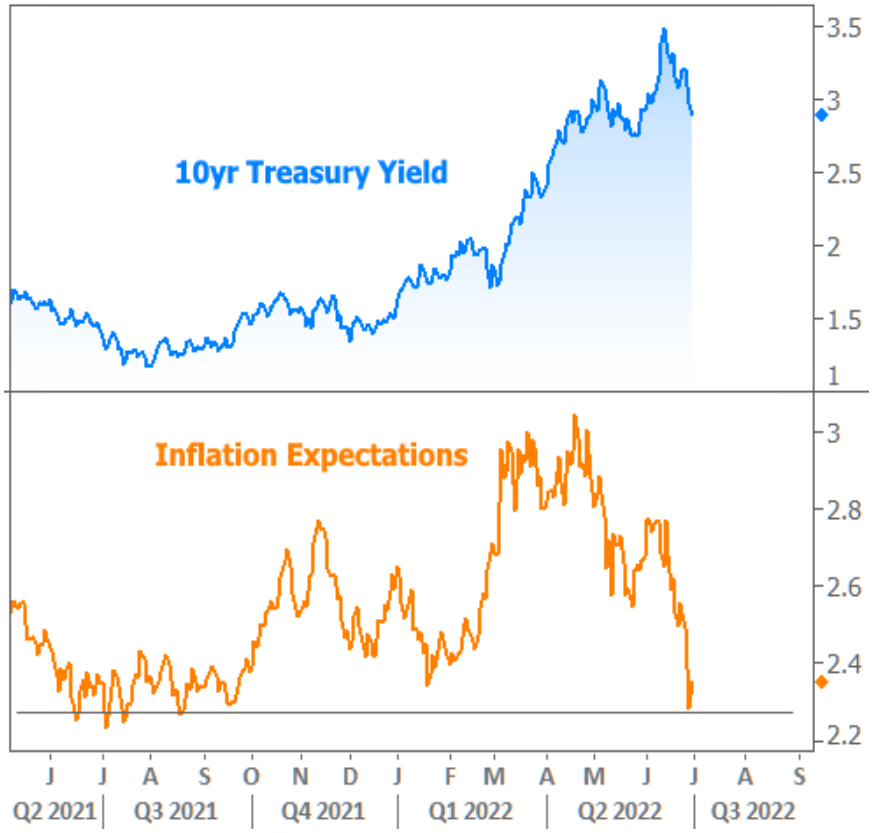

Keep in mind, mid-2021 lows are still higher than anything seen since 2014. Also consider that the orange line represents **expectations** for the next **10 years**... not a forecast for imminent price movement (any **positive** number means that prices would still be increasing, just not as quickly).

Nowhere is that concept more painfully apparent than in home prices. This week's home price data from both FHFA and Case Shiller showed price growth remaining near 20% year-over-year.

© 2026 MBS Live, LLC. - This newsletter is a service of MarketNewsletters.com.

The interest rates provided in this newsletter are national averages from independent data sources. Rate/APR terms may differ from those listed above based on the creditworthiness of the borrower. All information provided "as is" for informational purposes only, not intended for trading purposes or financial advice.

Read or subscribe to my newsletter online at: http://mortgageratesupdate.com/bennett-capital-partners-mortgage-brokers

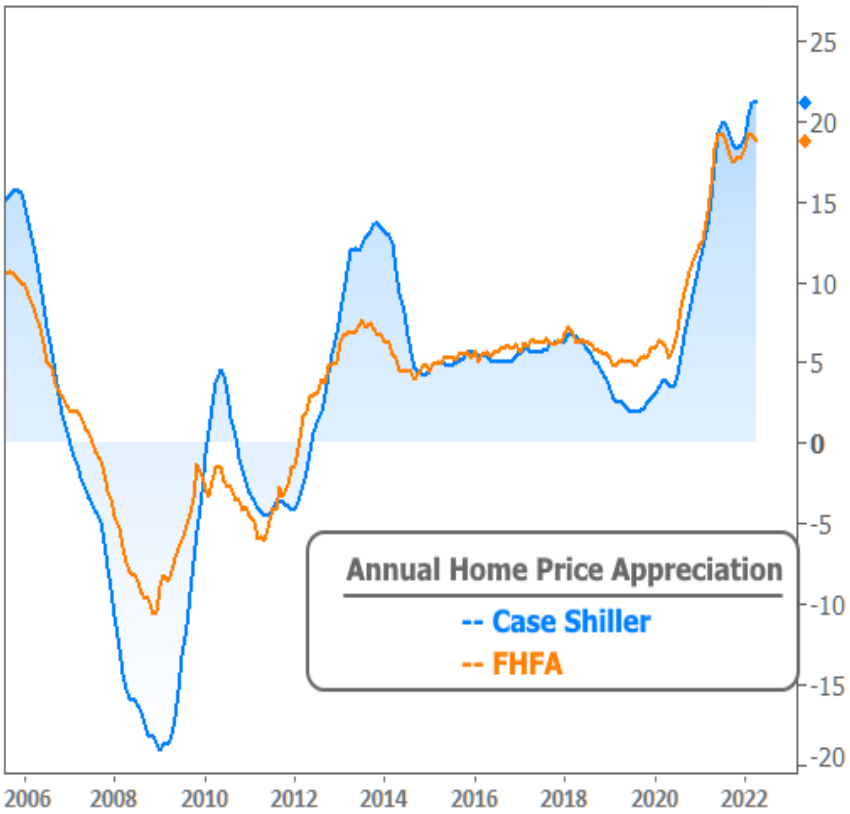

There are two caveats here. The first is that the month-over-month numbers will be increasingly important as economists look for a turning point in prices. No love there:

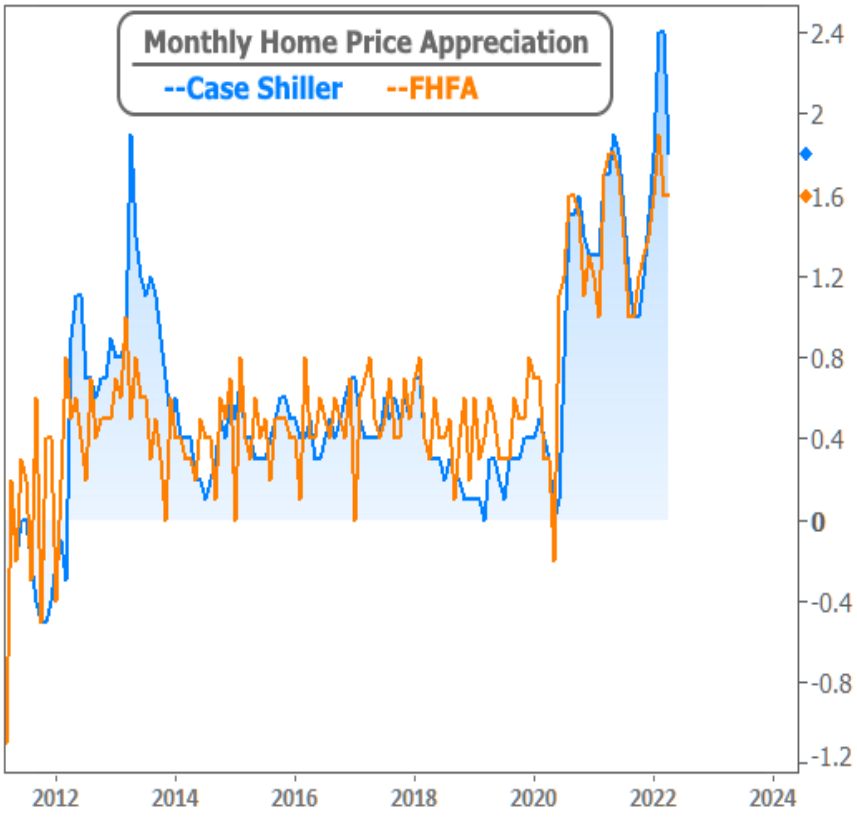

© 2026 MBS Live, LLC. - This newsletter is a service of MarketNewsletters.com.

The interest rates provided in this newsletter are national averages from independent data sources. Rate/APR terms may differ from those listed above based on the creditworthiness of the borrower. All information provided "as is" for informational purposes only, not intended for trading purposes or financial advice.

Read or subscribe to my newsletter online at: http://mortgageratesupdate.com/bennett-capital-partners-mortgage-brokers

The second is that home price indices are notoriously late. Both were released this past Tuesday, June 28th, and they cover the month of April. Lots has happened since then! Some of the drama has been captured in the form of "price cuts" on real estate listings.

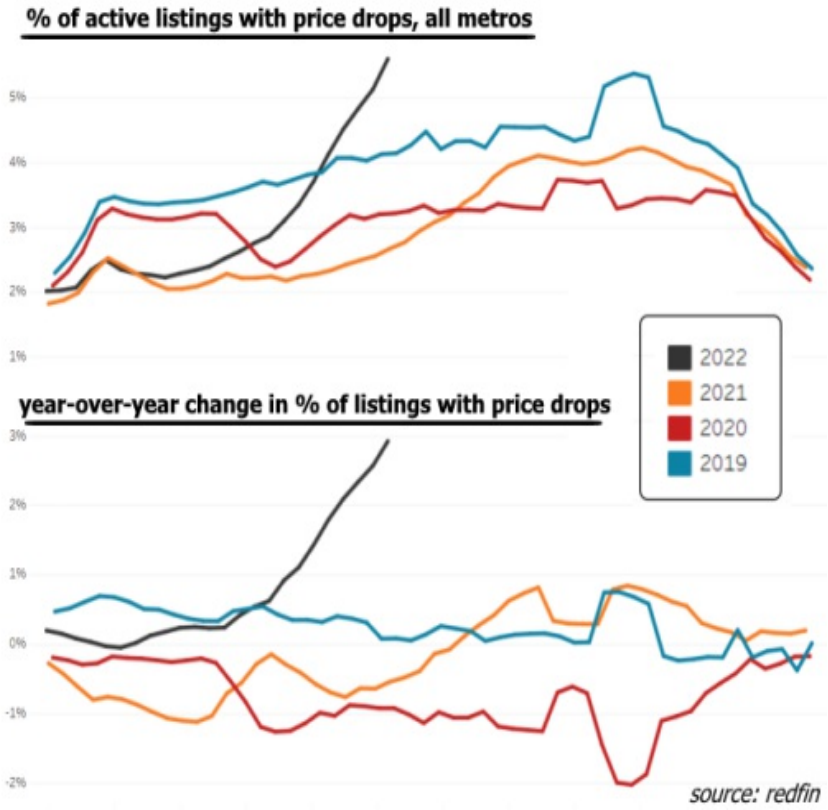

As we discussed last week, this is best viewed as a shift back in the direction of sanity. A majority of the price cuts are among sellers who were getting greedy based on the staggering price trajectory of the past 2 years. Price cuts among that cohort are not only good, they're necessary! We want house price growth to be slow, steady, and sustainable. That will require a sharp contraction in price growth with some areas seeing modest contractions, all followed by a period of very low growth.

All of that might sound scary for those who remember 2007-2009, but we're not talking about big, widespread price declines--just enough of a return to normalcy to arrest the slide seen in home sales.

© 2026 MBS Live, LLC. - This newsletter is a service of MarketNewsletters.com.

The interest rates provided in this newsletter are national averages from independent data sources. Rate/APR terms may differ from those listed above based on the creditworthiness of the borrower. All information provided "as is" for informational purposes only, not intended for trading purposes or financial advice.

Read or subscribe to my newsletter online at: http://mortgageratesupdate.com/bennett-capital-partners-mortgage-brokers

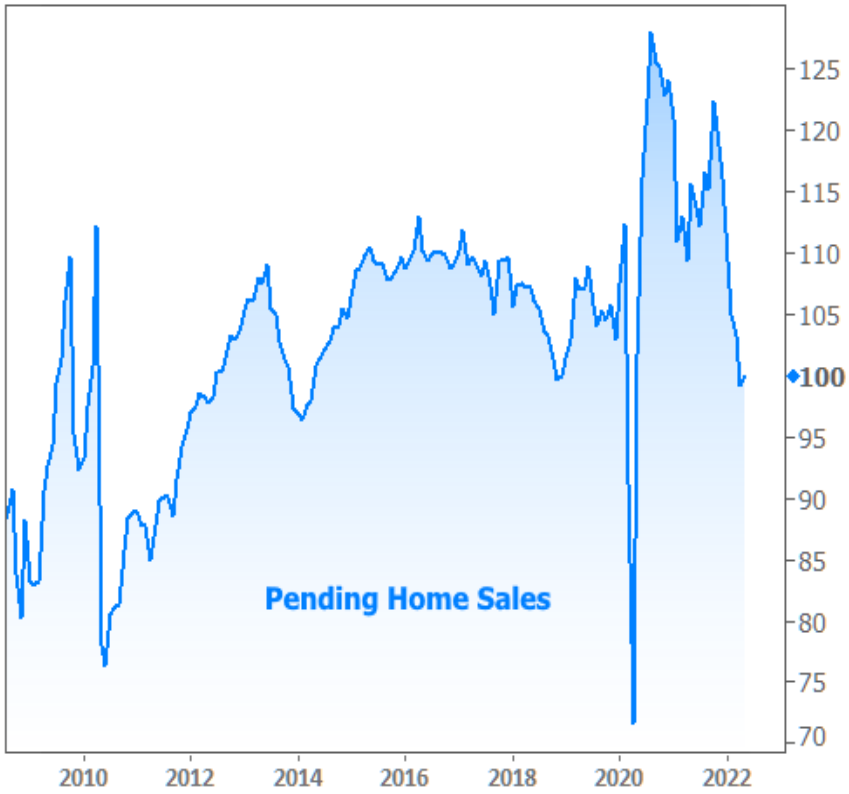

Subscribe to my newsletter online at: http://mortgageratesupdate.com/bennett-capital-partners-mortgage-brokers

Recent Economic Data

Date	Event	Actual	Forecast	Prior
Monday, Jun 27				
8:30AM	May Durable goods (%)	0.7	0.1	0.5
10:00AM	May Pending Home Sales (%)	+0.7	-3.7	-3.9
10:00AM	May Pending Sales Index	99.9		99.3
1:00PM	5-Yr Note Auction (bl)	47		
Tuesday, Jun 28				
9:00AM	Apr Case Shiller Home Prices-20 y/y (%)	+21.2	21.0	21.2
9:00AM	Apr CaseShiller Home Prices m/m (%)	+1.8	2.0	2.4
9:00AM	Apr FHFA Home Prices y/y (%)	18.8		19.0
9:00AM	Apr FHFA Home Price Index m/m (%)	1.6		1.5
10:00AM	Jun Consumer confidence	98.7	100.4	106.4
1:00PM	7-Yr Note Auction (bl)	40		
Wednesday, Jun 29				
7:00AM	w/e MBA Purchase Index	243.1		242.8
7:00AM	w/e MBA Refi Index	726.1		712.7
8:30AM	Q1 GDP Final (%)	-1.6	-1.5	-1.5
Thursday, Jun 30				

Event Importance:

No Stars = Insignificant
☆ Low
★ Moderate
★★ Important
★★ Very Important

© 2026 MBS Live, LLC. - This newsletter is a service of MarketNewsletters.com.

The interest rates provided in this newsletter are national averages from independent data sources. Rate/APR terms may differ from those listed above based on the creditworthiness of the borrower. All information provided "as is" for informational purposes only, not intended for trading purposes or financial advice.

Read or subscribe to my newsletter online at: http://mortgageratesupdate.com/bennett-capital-partners-mortgage-brokers

Date	Event	Actual	Forecast	Prior
8:30AM	May Core PCE Inflation (y/y) (%)	4.7	4.8	4.9
8:30AM	w/e Jobless Claims (k)	231	228	229
9:45AM	Jun Chicago PMI	56.0	58.0	60.3
Friday, Jul 01				
10:00AM	May Construction spending (%)	-0.1	0.4	0.2
10:00AM	Jun ISM Manufacturing PMI	53.0	54.9	56.1
10:00AM	Jun ISM Mfg Prices Paid	78.5	81.0	82.2
Wednesday, Jul 06				
7:00AM	w/e MBA Refi Index	670.3		726.1
7:00AM	w/e MBA Purchase Index	232.6		243.1
10:00AM	Jun ISM N-Mfg PMI	55.3	54.3	55.9
10:00AM	Jun ISM N-Mfg Bus Act	56.1	54.0	54.5
Thursday, Jul 07				
8:15AM	Jun ADP National Employment (k)		200	128
8:30AM	w/e Jobless Claims (k)	235	230	231
Friday, Jul 08				
8:30AM	Jun Non-farm payrolls (k)	372	268	390
8:30AM	Jun Unemployment rate mm (%)	3.6	3.6	3.6
10:00AM	May Wholesale inventories mm (%)	1.8	2.0	2.0

© 2026 MBS Live, LLC. - This newsletter is a service of MarketNewsletters.com.

The interest rates provided in this newsletter are national averages from independent data sources. Rate/APR terms may differ from those listed above based on the creditworthiness of the borrower. All information provided "as is" for informational purposes only, not intended for trading purposes or financial advice.

Read or subscribe to my newsletter online at: http://mortgageratesupdate.com/bennett-capital-partners-mortgage-brokers

From Bennett Capital Partners Mortgage Brokers

At Bennett Capital Partners Mortgage Brokers, located on Brickell Avenue in Miami, we are your trusted Florida mortgage broker, specializing in residential and commercial loans.

Our services are tailored to your needs, offering competitive rates and fast turnarounds. Whether you're seeking a conventional, VA, or FHA loan, we've got you covered. We also offer financing for warrantable and non-warrantable condos, condo-tels, first-time homebuyers, foreign nationals, and more.

Our specialties include:

- DSCR loans
- No Doc Loans
- Hard money loans
- Bridge Loans
- Private lending
- Jumbo loans
- Investment property loans
- 100 percent financing

We proudly serve all of Florida, including areas like Edgewater, South Beach, Brickell, Coral Gables, Tampa, Orlando, Fort Lauderdale, Naples, and more. Contact us today for expert mortgage advice and personalized loan solutions across the state!

Philip Bennett

REALTOR®

EQUAL HOUSING OPPORTUNITY

© 2026 MBS Live, LLC. - This newsletter is a service of MarketNewsletters.com.

The interest rates provided in this newsletter are national averages from independent data sources. Rate/APR terms may differ from those listed above based on the creditworthiness of the borrower. All information provided "as is" for informational purposes only, not intended for trading purposes or financial advice.

Read or subscribe to my newsletter online at: http://mortgageratesupdate.com/bennett-capital-partners-mortgage-brokers